



BMCRC-MRO Championships 2013

**Round 6
Donington GP**

27th & 28th July 2013



Results Provided by Timing Solutions Ltd
www.tsl-timing.com



BMZRC 250 MZ

Round 6
Donington Park GP

27th & 28th July 2013



Results Provided by Timing Solutions Ltd
www.tsl-timing.com

BMCRC-MRO Championships 2013 - Donington GP

Freshdrop BMZRC 250 MZ

FREE PRACTICE - CLASSIFICATION

POS	NO	CL	PIC NAME	ENTRY	TIME	ON	LAPS	GAP	DIFF	MPH
1	82	1	Mark TAYLOR	MZ - Nexus Performance	2:01.620	5	5			73.62
2	78	2	Chris DOWLING	MZ - HS Racing	2:04.521	5	5	2.901	2.901	71.91
3	76	3	Peter WOODALL	MZ - Core Projects Ltd	2:04.854	5	5	3.234	0.333	71.71
4	2	4	Lee HARDY	MZ - Amy & Eric	2:04.985	3	5	3.365	0.131	71.64
5	28	5	Darren WEST	MZ -	2:05.267	5	5	3.647	0.282	71.48
6	9	6	Graham HAW	MZ -	2:06.193	4	5	4.573	0.926	70.95
7	95	7	Chris ROGERS	MZ - CB Racing	2:07.114	5	5	5.494	0.921	70.44
8	8	8	Pete MANNERING	MZ -	2:08.478	4	5	6.858	1.364	69.69
9	36	9	Joe BALDRY	MZ - Chilton Motors	2:09.472	1	3	7.852	0.994	69.16
10	51	10	Andy SMITH	MZ -	2:09.668	4	5	8.048	0.196	69.05
11	15	11	Andy MOFFAT	MZ - Gills Office	2:10.206	2	5	8.586	0.538	68.77
12	11	12	Ian SLAUGHTER	MZ -	2:11.682	4	5	10.062	1.476	68.00
13	58	13	Des DAVIES	MZ -	2:11.970	2	5	10.350	0.288	67.85
14	25	14	Leon JONES	MZ -	2:13.224	5	5	11.604	1.254	67.21
15	38	15	Chris PETTET	MZ -	2:13.698	3	5	12.078	0.474	66.97
16	21	16	Ian JAMES	MZ -	2:13.956	5	5	12.336	0.258	66.84
17	68	17	Graham GARRIQUES	MZ -	2:15.311	5	5	13.691	1.355	66.17
18	14	18	Ian DARBY	MZ -	2:16.645	5	5	15.025	1.334	65.53
19	66	19	Mark VINCENT	MZ - Putoline	2:16.861	4	5	15.241	0.216	65.42
20	45	20	Charlotte MORTON	MZ - HS Racing	2:17.467	5	5	15.847	0.606	65.13
21	47	21	Richard FAYERS	MZ -	2:18.121	5	5	16.501	0.654	64.83
22	43	22	Daniel BARFORD	MZ -	2:23.738	5	5	22.118	5.617	62.29
23	30 *	23	Malcolm HOWELL	MZ -	2:26.448	4	4	24.828	2.710	61.14
24	34	24	Barry MASSEY	MZ -	2:30.111	4	4	28.491	3.663	59.65
25	81	25	Keith VINCENT	MZ -	2:59.070	1	3	57.450	28.959	50.00

* Bike 30 - No working transponder

Weather / Track : Cloudy / Dry

These results are provisional until the conclusion of any judicial and technical matters.

Donington Park GP

Circuit Length = 2.4873 miles

Start: 09:22 Flag 09:35 End: 09:38

Clerk Of Course :	Timekeeper :
-------------------	--------------

Results can be found at www.tsl-timing.com

Printed - 09:39 Saturday, 27 July 2013



BMCRC-MRO Championships 2013 - Donington GP

Freshdrop BMZRC 250 MZ

FREE PRACTICE - LAP ANALYSIS

DIFF = Difference To Personal Best Lap

P1 82 Mark TAYLOR				
LAP	LAP TIME	DIFF	MPH	TIME OF DAY
1 -	2:03.894	2.274	72.27	09:27:35.849
2 -	2:03.890	2.270	72.27	09:29:39.739
3 -	2:02.640 (3)	1.020	73.01	09:31:42.379
4 -	2:02.391 (2)	0.771	73.16	09:33:44.770
5 -	2:01.620 (1)		73.62	09:35:46.390

P2 78 Chris DOWLING				
LAP	LAP TIME	DIFF	MPH	TIME OF DAY
1 -	2:12.021	7.500	67.82	09:28:01.944
2 -	2:06.054 (3)	1.533	71.03	09:30:07.998
3 -	2:04.631 (2)	0.110	71.84	09:32:12.629
4 -	2:07.342	2.821	70.31	09:34:19.971
5 -	2:04.521 (1)		71.91	09:36:24.492

P3 76 Peter WOODALL				
LAP	LAP TIME	DIFF	MPH	TIME OF DAY
1 -	2:11.249	6.395	68.22	09:27:54.617
2 -	2:06.827	1.973	70.60	09:30:01.444
3 -	2:05.693 (3)	0.839	71.24	09:32:07.137
4 -	2:05.355 (2)	0.501	71.43	09:34:12.492
5 -	2:04.854 (1)		71.71	09:36:17.346

P4 2 Lee HARDY				
LAP	LAP TIME	DIFF	MPH	TIME OF DAY
1 -	2:11.110	6.125	68.29	09:27:57.975
2 -	2:07.751	2.766	70.09	09:30:05.726
3 -	2:04.985 (1)		71.64	09:32:10.711
4 -	2:05.363 (2)	0.378	71.42	09:34:16.074
5 -	2:06.124 (3)	1.139	70.99	09:36:22.198

P5 28 Darren WEST				
LAP	LAP TIME	DIFF	MPH	TIME OF DAY
1 -	2:09.353	4.086	69.22	09:27:55.454
2 -	2:06.243 (3)	0.976	70.93	09:30:01.697
3 -	2:07.113	1.846	70.44	09:32:08.810
4 -	2:05.894 (2)	0.627	71.12	09:34:14.704
5 -	2:05.267 (1)		71.48	09:36:19.971

P6 9 Graham HAW				
LAP	LAP TIME	DIFF	MPH	TIME OF DAY
1 -	2:11.033	4.840	68.33	09:27:48.609
2 -	2:10.027 (3)	3.834	68.86	09:29:58.636
3 -	2:10.553	4.360	68.58	09:32:09.189
4 -	2:06.193 (1)		70.95	09:34:15.382
5 -	2:06.206 (2)	0.013	70.95	09:36:21.588

P7 95 Chris ROGERS				
LAP	LAP TIME	DIFF	MPH	TIME OF DAY
1 -	2:14.366	7.252	66.64	09:27:54.705
2 -	2:07.685 (3)	0.571	70.12	09:30:02.390
3 -	2:07.421 (2)	0.307	70.27	09:32:09.811
4 -	2:07.903	0.789	70.00	09:34:17.714
5 -	2:07.114 (1)		70.44	09:36:24.828

DIFF = Difference To Personal Best Lap

P8 8 Pete MANNERING				
LAP	LAP TIME	DIFF	MPH	TIME OF DAY
1 -	2:14.289	5.811	66.68	09:27:56.083
2 -	2:12.164	3.686	67.75	09:30:08.247
3 -	2:09.455 (2)	0.977	69.17	09:32:17.702
4 -	2:08.478 (1)		69.69	09:34:26.180
5 -	2:09.830 (3)	1.352	68.97	09:36:36.010

P9 36 Joe BALDRY				
LAP	LAP TIME	DIFF	MPH	TIME OF DAY
1 -	2:09.472 (1)		69.16	09:27:49.563
2 -	2:11.469 (2)	1.997	68.11	09:30:01.032
3 -	2:15.281 P	5.809	66.19	09:32:16.313

P10 51 Andy SMITH				
LAP	LAP TIME	DIFF	MPH	TIME OF DAY
1 -	2:12.101	2.433	67.78	09:27:50.657
2 -	2:10.483 (3)	0.815	68.62	09:30:01.140
3 -	2:10.162 (2)	0.494	68.79	09:32:11.302
4 -	2:09.668 (1)		69.05	09:34:20.970
5 -	2:11.024	1.356	68.34	09:36:31.994

P11 15 Andy MOFFAT				
LAP	LAP TIME	DIFF	MPH	TIME OF DAY
1 -	2:13.702	3.496	66.97	09:27:59.648
2 -	2:10.206 (1)		68.77	09:30:09.854
3 -	2:11.648 (3)	1.442	68.01	09:32:21.502
4 -	2:12.414	2.208	67.62	09:34:33.916
5 -	2:10.620 (2)	0.414	68.55	09:36:44.536

P12 11 Ian SLAUGHTER				
LAP	LAP TIME	DIFF	MPH	TIME OF DAY
1 -	2:20.300	8.618	63.82	09:28:14.800
2 -	2:15.445	3.763	66.11	09:30:30.245
3 -	2:13.870 (3)	2.188	66.88	09:32:44.115
4 -	2:11.682 (1)		68.00	09:34:55.797
5 -	2:12.410 (2)	0.728	67.62	09:37:08.207

P13 58 Des DAVIES				
LAP	LAP TIME	DIFF	MPH	TIME OF DAY
1 -	2:13.888 (2)	1.918	66.88	09:28:00.629
2 -	2:11.970 (1)		67.85	09:30:12.599
3 -	2:16.379 (3)	4.409	65.65	09:32:28.978
4 -	2:16.919	4.949	65.39	09:34:45.897
5 -	2:17.391	5.421	65.17	09:37:03.288

P14 25 Leon JONES				
LAP	LAP TIME	DIFF	MPH	TIME OF DAY
1 -	2:19.473	6.249	64.20	09:28:12.891
2 -	2:16.618	3.394	65.54	09:30:29.509
3 -	2:16.145 (3)	2.921	65.77	09:32:45.654
4 -	2:14.667 (2)	1.443	66.49	09:35:00.321
5 -	2:13.224 (1)		67.21	09:37:13.545

P15 38 Chris PETTET				
LAP	LAP TIME	DIFF	MPH	TIME OF DAY
1 -	2:14.670 (3)	0.972	66.49	09:27:45.776

Weather / Track : Cloudy / Dry

Donington Park GP
Circuit Length = 2.4873 miles
Start: 09:22 Flag 09:35 End: 09:38

BMCRC-MRO Championships 2013 - Donington GP

Freshdrop BMZRC 250 MZ

FREE PRACTICE - LAP ANALYSIS

DIFF = Difference To Personal Best Lap

2 -	2:17.112	3.414	65.30	09:30:02.888
3 -	2:13.698 (1)		66.97	09:32:16.586
4 -	2:14.199 (2)	0.501	66.72	09:34:30.785
5 -	2:37.848	24.150	56.72	09:37:08.633

P16 21 Ian JAMES

LAP	LAP TIME	DIFF	MPH	TIME OF DAY
1 -	2:20.439	6.483	63.76	09:28:08.915
2 -	2:16.834 (3)	2.878	65.44	09:30:25.749
3 -	2:20.364	6.408	63.79	09:32:46.113
4 -	2:16.168 (2)	2.212	65.76	09:35:02.281
5 -	2:13.956 (1)		66.84	09:37:16.237

P17 68 Graham GARRIQUES

LAP	LAP TIME	DIFF	MPH	TIME OF DAY
1 -	2:23.155	7.844	62.55	09:28:24.413
2 -	2:17.431	2.120	65.15	09:30:41.844
3 -	2:16.187 (3)	0.876	65.75	09:32:58.031
4 -	2:15.395 (2)	0.084	66.13	09:35:13.426
5 -	2:15.311 (1)		66.17	09:37:28.737

P18 14 Ian DARBY

LAP	LAP TIME	DIFF	MPH	TIME OF DAY
1 -	2:28.573	11.928	60.26	09:28:11.184
2 -	2:20.219 (3)	3.574	63.86	09:30:31.403
3 -	2:17.969 (2)	1.324	64.90	09:32:49.372
4 -	2:22.447	5.802	62.86	09:35:11.819
5 -	2:16.645 (1)		65.53	09:37:28.464

P19 66 Mark VINCENT

LAP	LAP TIME	DIFF	MPH	TIME OF DAY
1 -	2:20.024	3.163	63.94	09:28:15.134
2 -	2:17.457 (3)	0.596	65.14	09:30:32.591
3 -	2:17.698	0.837	65.02	09:32:50.289
4 -	2:16.861 (1)		65.42	09:35:07.150
5 -	2:16.956 (2)	0.095	65.38	09:37:24.106

P20 45 Charlotte MORTON

LAP	LAP TIME	DIFF	MPH	TIME OF DAY
1 -	2:24.009	6.542	62.17	09:28:15.580
2 -	2:20.409	2.942	63.77	09:30:35.989
3 -	2:18.515 (2)	1.048	64.64	09:32:54.504
4 -	2:19.128 (3)	1.661	64.36	09:35:13.632
5 -	2:17.467 (1)		65.13	09:37:31.099

P21 47 Richard FAYERS

LAP	LAP TIME	DIFF	MPH	TIME OF DAY
1 -	2:21.388	3.267	63.33	09:28:08.609
2 -	2:18.784 (2)	0.663	64.52	09:30:27.393
3 -	2:20.130 (3)	2.009	63.90	09:32:47.523
4 -	2:20.704	2.583	63.64	09:35:08.227
5 -	2:18.121 (1)		64.83	09:37:26.348

P22 43 Daniel BARFORD

LAP	LAP TIME	DIFF	MPH	TIME OF DAY
1 -	2:35.242	11.504	57.68	09:28:14.700
2 -	2:26.484	2.746	61.12	09:30:41.184
3 -	2:24.410 (2)	0.672	62.00	09:33:05.594

DIFF = Difference To Personal Best Lap

4 -	2:25.836 (3)	2.098	61.40	09:35:31.430
5 -	2:23.738 (1)		62.29	09:37:55.168

P23 30 Malcolm HOWELL

LAP	LAP TIME	DIFF	MPH	TIME OF DAY
1 -	2:32.649 (3)	6.201	58.66	09:28:18.573
2 -	2:28.180 (2)	1.732	60.42	09:30:46.753
3 -	2:35.689	9.241	57.51	09:33:22.442
4 -	2:26.448 (1)		61.14	09:35:48.890

P24 34 Barry MASSEY

LAP	LAP TIME	DIFF	MPH	TIME OF DAY
1 -	2:33.515	3.404	58.32	09:28:22.512
2 -	2:31.124 (3)	1.013	59.25	09:30:53.636
3 -	2:30.420 (2)	0.309	59.52	09:33:24.056
4 -	2:30.111 (1)		59.65	09:35:54.167

P25 81 Keith VINCENT

LAP	LAP TIME	DIFF	MPH	TIME OF DAY
1 -	2:59.070 (1)		50.00	09:29:17.287
2 -	3:00.027 (3)	0.957	49.73	09:32:17.314
3 -	2:59.427 (2)	0.357	49.90	09:35:16.741

Weather / Track : Cloudy / Dry

BMCRC-MRO Championships 2013 - Donington GP

Freshdrop BMZRC 250 MZ

RACE 1 - CLASSIFICATION

POS	NO	NAME	ENTRY	LAPS	TIME	GAP	DIFF	MPH	BEST	ON
1	82	Mark TAYLOR	MZ - Nexus Performance	7	14:17.148			73.12	2:01.813	2
2	28	Darren WEST	MZ -	7	14:25.589	8.441	8.441	72.41	2:02.652	6
3	76	Peter WOODALL	MZ - Core Projects Ltd	7	14:26.191	9.043	0.602	72.36	2:02.415	5
4	2	Lee HARDY	MZ - Amy & Eric	7	14:43.432	26.284	17.241	70.95	2:03.927	5
5	8	Pete MANNERING	MZ -	7	14:53.083	35.935	9.651	70.18	2:04.497	6
6	15	Andy MOFFAT	MZ - Gills Office	7	15:05.573	48.425	12.490	69.21	2:07.218	2
7	9	Graham HAW	MZ -	7	15:10.183	53.035	4.610	68.86	2:05.720	7
8	51	Andy SMITH	MZ -	7	15:11.128	53.980	0.945	68.79	2:08.918	6
9	45	Charlotte MORTON	MZ - HS Racing	7	15:40.681	1:23.533	29.553	66.63	2:13.295	7
10	38	Chris PETTET	MZ -	7	15:41.776	1:24.628	1.095	66.55	2:11.492	6
11	66	Mark VINCENT	MZ - Putoline	7	15:42.109	1:24.961	0.333	66.53	2:12.828	2
12	58	Des DAVIES	MZ -	7	15:54.600	1:37.452	12.491	65.66	2:12.965	7
13	77	Dan BURDETT	MZ - DBR	7	15:55.096	1:37.948	0.496	65.62	2:12.120	7
14	68	Graham GARRIQUES	MZ -	7	15:55.988	1:38.840	0.892	65.56	2:13.859	2
15	47	Richard FAYERS	MZ -	7	16:01.492	1:44.344	5.504	65.19	2:15.017	5
16	43	Daniel BARFORD	MZ -	7	16:01.778	1:44.630	0.286	65.17	2:12.986	7
17	14	Ian DARBY	MZ -	7	16:10.698	1:53.550	8.920	64.57	2:16.104	4
18	30	Malcolm HOWELL	MZ -	6	14:44.351	1 Lap	1 Lap	60.75	2:23.802	6
19	34	Barry MASSEY	MZ -	6	14:50.644	1 Lap	6.293	60.32	2:24.848	5
20	81	Keith VINCENT	MZ -	6	16:57.103	1 Lap	2:06.459	52.82	2:46.531	5

NOT CLASSIFIED

DNF	11	Ian SLAUGHTER	MZ -	6	12:38.592	1 Lap		70.82	2:03.799	6
DNF	21	Ian JAMES	MZ -	6	13:57.583	1 Lap	1:18.991	64.14	2:12.975	2
DNF	95	Chris ROGERS	MZ - CB Racing	4	8:15.575	3 Laps	2 Laps	72.27	2:02.688	4
DNF	36	Joe BALDRY	MZ - Chilton Motors	1	2:53.695	6 Laps	3 Laps	51.55		
DNF	25	Leon JONES	MZ -	0						
DNF	78	Chris DOWLING	MZ - HS Racing	0						

FASTEST LAP

82	Mark TAYLOR	MZ - Nexus Performance	2	2:01.813	73.50 mph	118.30 kph
----	-------------	------------------------	---	----------	-----------	------------

Weather / Track : Cloudy / Dry

These results are provisional until the conclusion of any judicial and technical matters.

Donington Park GP

Circuit Length = 2.4873 miles

Start: 14:23 Flag 14:37 End: 14:40

Clerk Of Course :	Timekeeper :
-------------------	--------------

Results can be found at www.tsl-timing.com

Printed - 14:40 Saturday, 27 July 2013



BMCRC-MRO Championships 2013 - Donington GP

Freshdrop BMZRC 250 MZ

RACE 1 - LAP CHART

LAP 1		
NO	BEHIND	LAP TIME

82		2:04.054
28	1.813	2:05.867
95	2.143	2:06.197
76	2.546	2:06.600
8	7.061	2:11.115
15	7.164	2:11.218
2	7.881	2:11.935
11	8.623	2:12.677
9	10.149	2:14.203
51	10.479	2:14.533
45	11.143	2:15.197
68	11.787	2:15.841
21	12.331	2:16.385
47	13.255	2:17.309
66	13.987	2:18.041
38	14.965	2:19.019
77	18.734	2:22.788
43	19.119	2:23.173
14	20.428	2:24.482
58	21.215	2:25.269
30	26.595	2:30.649
34	34.308	2:38.362
81	44.969	2:49.023
36	49.641	2:53.695 P

LAP 2		
NO	BEHIND	LAP TIME

82		2:01.813
28	3.631	2:03.631
95	4.276	2:03.946
76	4.296	2:03.563
2	11.834	2:05.766
8	11.851	2:06.603
15	12.569	2:07.218
11	13.170	2:06.360
51	17.945	2:09.279
45	22.984	2:13.654
21	23.493	2:12.975
68	23.833	2:13.859
66	25.002	2:12.828
9	25.241	2:16.905
47	26.623	2:15.181
38	27.793	2:14.641
77	35.385	2:18.464
43	35.588	2:18.282
14	35.855	2:17.240
58	36.268	2:16.866
30	52.310	2:27.528
34	1:01.412	2:28.917
81	1:33.711	2:50.555

LAP 3		
NO	BEHIND	LAP TIME

82		2:02.619
95	4.401	2:02.744
28	4.619	2:03.607
76	5.651	2:03.974
2	15.789	2:06.574
8	16.246	2:07.014
11	17.221	2:06.670
15	17.828	2:07.878

51	24.600	2:09.274
9	32.526	2:09.904
45	35.313	2:14.948
21	35.414	2:14.540
66	35.606	2:13.223
68	36.909	2:15.695
38	38.414	2:13.240
47	41.106	2:17.102
58	49.511	2:15.862
77	50.070	2:17.304
14	51.130	2:17.894
43	51.996	2:19.027
30	1:14.338	2:24.647
34	1:26.732	2:27.939

LAP 4		
NO	BEHIND	LAP TIME

82		2:01.814
95	5.275	2:02.688
28	6.613	2:03.808
76	7.017	2:03.180
81	1 Lap	2:48.704
2	19.842	2:05.867
8	20.552	2:06.120
11	20.648	2:05.241
15	25.379	2:09.365
51	32.724	2:09.938
9	39.651	2:08.939
66	47.939	2:14.147
21	48.216	2:14.616
38	50.041	2:13.441
45	50.332	2:16.833
68	54.486	2:19.391
47	57.719	2:18.427
58	1:01.451	2:13.754
77	1:03.162	2:14.906
14	1:05.420	2:16.104
43	1:05.759	2:15.577
30	1:44.700	2:32.176
34	1:50.515	2:25.597

LAP 5		
NO	BEHIND	LAP TIME

82		2:01.878
76	7.554	2:02.415
28	7.884	2:03.149
2	21.891	2:03.927
11	22.615	2:03.845
8	23.425	2:04.751
15	32.968	2:09.467
51	40.916	2:10.070
9	45.688	2:07.915
45	1:01.832	2:13.378
38	1:02.177	2:14.014
66	1:03.069	2:17.008
21	1:04.354	2:18.016
81	1 Lap	2:49.005
68	1:10.351	2:17.743
47	1:10.858	2:15.017
58	1:13.135	2:13.562
77	1:16.042	2:14.758
14	1:21.533	2:17.991
43	1:23.540	2:19.659

LAP 6		
NO	BEHIND	LAP TIME

82		2:02.494
30	1 Lap	2:25.549
28	8.042	2:02.652
76	8.272	2:03.212
34	1 Lap	2:24.848
2	23.767	2:04.370
11	23.920	2:03.799
8	25.428	2:04.497
15	40.561	2:10.087
51	47.340	2:08.918
9	49.791	2:06.597
38	1:11.175	2:11.492
45	1:12.714	2:13.376
66	1:13.927	2:13.352
68	1:23.738	2:15.881
58	1:26.963	2:16.322
77	1:28.304	2:14.756
47	1:28.801	2:20.437
43	1:34.120	2:13.074
14	1:37.981	2:18.942
21	1:42.911	2:41.051 P
81	1 Lap	2:46.531

LAP 7		
NO	BEHIND	LAP TIME

82		2:02.476
28	8.441	2:02.875
76	9.043	2:03.247
2	26.284	2:04.993
30	1 Lap	2:23.802
34	1 Lap	2:24.981
8	35.935	2:12.983
15	48.425	2:10.340
9	53.035	2:05.720
51	53.980	2:09.116
45	1:23.533	2:13.295
38	1:24.628	2:15.929
66	1:24.961	2:13.510
58	1:37.452	2:12.965
77	1:37.948	2:12.120
68	1:38.840	2:17.578
47	1:44.344	2:18.019
43	1:44.630	2:12.986
14	1:53.550	2:18.045
81	1 Lap	2:53.285

Weather / Track : Cloudy / Dry

Results can be found at www.tsl-timing.com

Donington Park GP
Circuit Length = 2.4873 miles
Start: 14:23 Flag 14:37 End: 14:40

Printed - 14:42 Saturday, 27 July 2013

BMCRC-MRO Championships 2013 - Donington GP

Freshdrop BMZRC 250 MZ

RACE 1 - LAP ANALYSIS

DIFF = Difference To Personal Best Lap

P1 82 Mark TAYLOR				
LAP	LAP TIME	DIFF	MPH	TIME OF DAY
1 -	2:04.054	2.241	72.18	14:25:33.907
2 -	2:01.813 (1)		73.50	14:27:35.720
3 -	2:02.619	0.806	73.02	14:29:38.339
4 -	2:01.814 (2)	0.001	73.50	14:31:40.153
5 -	2:01.878 (3)	0.065	73.47	14:33:42.031
6 -	2:02.494	0.681	73.10	14:35:44.525
7 -	2:02.476	0.663	73.11	14:37:47.001

P2 28 Darren WEST				
LAP	LAP TIME	DIFF	MPH	TIME OF DAY
1 -	2:05.867	3.215	71.14	14:25:35.720
2 -	2:03.631	0.979	72.42	14:27:39.351
3 -	2:03.607	0.955	72.44	14:29:42.958
4 -	2:03.808	1.156	72.32	14:31:46.766
5 -	2:03.149 (3)	0.497	72.71	14:33:49.915
6 -	2:02.652 (1)		73.00	14:35:52.567
7 -	2:02.875 (2)	0.223	72.87	14:37:55.442

P3 76 Peter WOODALL				
LAP	LAP TIME	DIFF	MPH	TIME OF DAY
1 -	2:06.600	4.185	70.73	14:25:36.453
2 -	2:03.563	1.148	72.46	14:27:40.016
3 -	2:03.974	1.559	72.22	14:29:43.990
4 -	2:03.180 (2)	0.765	72.69	14:31:47.170
5 -	2:02.415 (1)		73.14	14:33:49.585
6 -	2:03.212 (3)	0.797	72.67	14:35:52.797
7 -	2:03.247	0.832	72.65	14:37:56.044

P4 2 Lee HARDY				
LAP	LAP TIME	DIFF	MPH	TIME OF DAY
1 -	2:11.935	8.008	67.87	14:25:41.788
2 -	2:05.766	1.839	71.19	14:27:47.554
3 -	2:06.574	2.647	70.74	14:29:54.128
4 -	2:05.867	1.940	71.14	14:31:59.995
5 -	2:03.927 (1)		72.25	14:34:03.922
6 -	2:04.370 (2)	0.443	71.99	14:36:08.292
7 -	2:04.993 (3)	1.066	71.63	14:38:13.285

P5 8 Pete MANNERING				
LAP	LAP TIME	DIFF	MPH	TIME OF DAY
1 -	2:11.115	6.618	68.29	14:25:40.968
2 -	2:06.603	2.106	70.72	14:27:47.571
3 -	2:07.014	2.517	70.49	14:29:54.585
4 -	2:06.120 (3)	1.623	70.99	14:32:00.705
5 -	2:04.751 (2)	0.254	71.77	14:34:05.456
6 -	2:04.497 (1)		71.92	14:36:09.953
7 -	2:12.983	8.486	67.33	14:38:22.936

P6 15 Andy MOFFAT				
LAP	LAP TIME	DIFF	MPH	TIME OF DAY
1 -	2:11.218	4.000	68.24	14:25:41.071
2 -	2:07.218 (1)		70.38	14:27:48.289
3 -	2:07.878 (2)	0.660	70.02	14:29:56.167
4 -	2:09.365 (3)	2.147	69.21	14:32:05.532
5 -	2:09.467	2.249	69.16	14:34:14.999
6 -	2:10.087	2.869	68.83	14:36:25.086
7 -	2:10.340	3.122	68.70	14:38:35.426

DIFF = Difference To Personal Best Lap

P7 9 Graham HAW				
LAP	LAP TIME	DIFF	MPH	TIME OF DAY
1 -	2:14.203	8.483	66.72	14:25:44.056
2 -	2:16.905	11.185	65.40	14:28:00.961
3 -	2:09.904	4.184	68.93	14:30:10.865
4 -	2:08.939	3.219	69.44	14:32:19.804
5 -	2:07.915 (3)	2.195	70.00	14:34:27.719
6 -	2:06.597 (2)	0.877	70.73	14:36:34.316
7 -	2:05.720 (1)		71.22	14:38:40.036

P8 51 Andy SMITH				
LAP	LAP TIME	DIFF	MPH	TIME OF DAY
1 -	2:14.533	5.615	66.55	14:25:44.386
2 -	2:09.279	0.361	69.26	14:27:53.665
3 -	2:09.274 (3)	0.356	69.26	14:30:02.939
4 -	2:09.938	1.020	68.91	14:32:12.877
5 -	2:10.070	1.152	68.84	14:34:22.947
6 -	2:08.918 (1)		69.45	14:36:31.865
7 -	2:09.116 (2)	0.198	69.35	14:38:40.981

P9 45 Charlotte MORTON				
LAP	LAP TIME	DIFF	MPH	TIME OF DAY
1 -	2:15.197	1.902	66.23	14:25:45.050
2 -	2:13.654	0.359	66.99	14:27:58.704
3 -	2:14.948	1.653	66.35	14:30:13.652
4 -	2:16.833	3.538	65.44	14:32:30.485
5 -	2:13.378 (3)	0.083	67.13	14:34:43.863
6 -	2:13.376 (2)	0.081	67.13	14:36:57.239
7 -	2:13.295 (1)		67.17	14:39:10.534

P10 38 Chris PETTET				
LAP	LAP TIME	DIFF	MPH	TIME OF DAY
1 -	2:19.019	7.527	64.41	14:25:48.872
2 -	2:14.641	3.149	66.50	14:28:03.513
3 -	2:13.240 (2)	1.748	67.20	14:30:16.753
4 -	2:13.441 (3)	1.949	67.10	14:32:30.194
5 -	2:14.014	2.522	66.81	14:34:44.208
6 -	2:11.492 (1)		68.09	14:36:55.700
7 -	2:15.929	4.437	65.87	14:39:11.629

P11 66 Mark VINCENT				
LAP	LAP TIME	DIFF	MPH	TIME OF DAY
1 -	2:18.041	5.213	64.86	14:25:47.894
2 -	2:12.828 (1)		67.41	14:28:00.722
3 -	2:13.223 (2)	0.395	67.21	14:30:13.945
4 -	2:14.147	1.319	66.75	14:32:28.092
5 -	2:17.008	4.180	65.35	14:34:45.100
6 -	2:13.352 (3)	0.524	67.14	14:36:58.452
7 -	2:13.510	0.682	67.06	14:39:11.962

P12 58 Des DAVIES				
LAP	LAP TIME	DIFF	MPH	TIME OF DAY
1 -	2:25.269	12.304	61.64	14:25:55.122
2 -	2:16.866	3.901	65.42	14:28:11.988
3 -	2:15.862	2.897	65.90	14:30:27.850
4 -	2:13.754 (3)	0.789	66.94	14:32:41.604
5 -	2:13.562 (2)	0.597	67.04	14:34:55.166
6 -	2:16.322	3.357	65.68	14:37:11.488

Weather / Track : Cloudy / Dry

Donington Park GP

Circuit Length = 2.4873 miles

Start: 14:23 Flag 14:37 End: 14:40

BMCRC-MRO Championships 2013 - Donington GP

Freshdrop BMZRC 250 MZ

RACE 1 - LAP ANALYSIS

DIFF = Difference To Personal Best Lap

7 - 2:12.965 (1) 67.34 14:39:24.453

P13 77 Dan BURDETT				
LAP	LAP TIME	DIFF	MPH	TIME OF DAY
1 -	2:22.788	10.668	62.71	14:25:52.641
2 -	2:18.464	6.344	64.66	14:28:11.105
3 -	2:17.304	5.184	65.21	14:30:28.409
4 -	2:14.906	2.786	66.37	14:32:43.315
5 -	2:14.758 (3)	2.638	66.44	14:34:58.073
6 -	2:14.756 (2)	2.636	66.44	14:37:12.829
7 -	2:12.120 (1)		67.77	14:39:24.949

P14 68 Graham GARRIQUES				
LAP	LAP TIME	DIFF	MPH	TIME OF DAY
1 -	2:15.841 (3)	1.982	65.91	14:25:45.694
2 -	2:13.859 (1)		66.89	14:27:59.553
3 -	2:15.695 (2)	1.836	65.98	14:30:15.248
4 -	2:19.391	5.532	64.23	14:32:34.639
5 -	2:17.743	3.884	65.00	14:34:52.382
6 -	2:15.881	2.022	65.89	14:37:08.263
7 -	2:17.578	3.719	65.08	14:39:25.841

P15 47 Richard FAYERS				
LAP	LAP TIME	DIFF	MPH	TIME OF DAY
1 -	2:17.309	2.292	65.21	14:25:47.162
2 -	2:15.181 (2)	0.164	66.24	14:28:02.343
3 -	2:17.102 (3)	2.085	65.31	14:30:19.445
4 -	2:18.427	3.410	64.68	14:32:37.872
5 -	2:15.017 (1)		66.32	14:34:52.889
6 -	2:20.437	5.420	63.76	14:37:13.326
7 -	2:18.019	3.002	64.87	14:39:31.345

P16 43 Daniel BARFORD				
LAP	LAP TIME	DIFF	MPH	TIME OF DAY
1 -	2:23.173	10.187	62.54	14:25:53.026
2 -	2:18.282	5.296	64.75	14:28:11.308
3 -	2:19.027	6.041	64.40	14:30:30.335
4 -	2:15.577 (3)	2.591	66.04	14:32:45.912
5 -	2:19.659	6.673	64.11	14:35:05.571
6 -	2:13.074 (2)	0.088	67.28	14:37:18.645
7 -	2:12.986 (1)		67.33	14:39:31.631

P17 14 Ian DARBY				
LAP	LAP TIME	DIFF	MPH	TIME OF DAY
1 -	2:24.482	8.378	61.97	14:25:54.335
2 -	2:17.240 (2)	1.136	65.24	14:28:11.575
3 -	2:17.894 (3)	1.790	64.93	14:30:29.469
4 -	2:16.104 (1)		65.79	14:32:45.573
5 -	2:17.991	1.887	64.89	14:35:03.564
6 -	2:18.942	2.838	64.44	14:37:22.506
7 -	2:18.045	1.941	64.86	14:39:40.551

P18 30 Malcolm HOWELL				
LAP	LAP TIME	DIFF	MPH	TIME OF DAY
1 -	2:30.649	6.847	59.43	14:26:00.502
2 -	2:27.528	3.726	60.69	14:28:28.030
3 -	2:24.647 (2)	0.845	61.90	14:30:52.677
4 -	2:32.176	8.374	58.84	14:33:24.853
5 -	2:25.549 (3)	1.747	61.52	14:35:50.402

DIFF = Difference To Personal Best Lap

6 - 2:23.802 (1) 62.26 14:38:14.204

P19 34 Barry MASSEY				
LAP	LAP TIME	DIFF	MPH	TIME OF DAY
1 -	2:38.362	13.514	56.54	14:26:08.215
2 -	2:28.917	4.069	60.13	14:28:37.132
3 -	2:27.939	3.091	60.52	14:31:05.071
4 -	2:25.597 (3)	0.749	61.50	14:33:30.668
5 -	2:24.848 (1)		61.81	14:35:55.516
6 -	2:24.981 (2)	0.133	61.76	14:38:20.497

P20 81 Keith VINCENT				
LAP	LAP TIME	DIFF	MPH	TIME OF DAY
1 -	2:49.023	2.492	52.97	14:26:18.876
2 -	2:50.555	4.024	52.50	14:29:09.431
3 -	2:48.704 (2)	2.173	53.07	14:31:58.135
4 -	2:49.005 (3)	2.474	52.98	14:34:47.140
5 -	2:46.531 (1)		53.77	14:37:33.671
6 -	2:53.285	6.754	51.67	14:40:26.956

P21 11 Ian SLAUGHTER				
LAP	LAP TIME	DIFF	MPH	TIME OF DAY
1 -	2:12.677	8.878	67.49	14:25:42.530
2 -	2:06.360	2.561	70.86	14:27:48.890
3 -	2:06.670	2.871	70.69	14:29:55.560
4 -	2:05.241 (3)	1.442	71.49	14:32:00.801
5 -	2:03.845 (2)	0.046	72.30	14:34:04.646
6 -	2:03.799 (1)		72.33	14:36:08.445

P22 21 Ian JAMES				
LAP	LAP TIME	DIFF	MPH	TIME OF DAY
1 -	2:16.385	3.410	65.65	14:25:46.238
2 -	2:12.975 (1)		67.33	14:27:59.213
3 -	2:14.540 (2)	1.565	66.55	14:30:13.753
4 -	2:14.616 (3)	1.641	66.51	14:32:28.369
5 -	2:18.016	5.041	64.87	14:34:46.385
6 -	2:41.051 P	28.076	55.60	14:37:27.436

P23 95 Chris ROGERS				
LAP	LAP TIME	DIFF	MPH	TIME OF DAY
1 -	2:06.197	3.509	70.95	14:25:36.050
2 -	2:03.946 (3)	1.258	72.24	14:27:39.996
3 -	2:02.744 (2)	0.056	72.95	14:29:42.740
4 -	2:02.688 (1)		72.98	14:31:45.428

P24 36 Joe BALDRY				
LAP	LAP TIME	DIFF	MPH	TIME OF DAY
1 -	2:53.695 P		51.55	14:26:23.548

Weather / Track : Cloudy / Dry

Donington Park GP

Circuit Length = 2.4873 miles

Start: 14:23 Flag 14:37 End: 14:40

BMCRC-MRO Championships 2013 - Donington GP

Freshdrop BMZRC 250 MZ

RACE 11 - GRID

ROW 7		26	78 Chris DOWLING	25	25 Leon JONES			
ROW 6	24	36 Joe BALDRY	23	95 Chris ROGERS	22	21 Ian JAMES	21	11 Ian SLAUGHTER
ROW 5	20	81 Keith VINCENT	19	34 Barry MASSEY	18	30 Malcolm HOWELL	17	14 Ian DARBY
ROW 4	16	43 Daniel BARFORD	15	47 Richard FAYERS	14	68 Graham GARRIQUES	13	77 Dan BURDETT
ROW 3	12	58 Des DAVIES	11	66 Mark VINCENT	10	38 Chris PETTET	9	45 Charlotte MORTON
ROW 2	8	51 Andy SMITH	7	9 Graham HAW	6	15 Andy MOFFAT	5	8 Pete MANNERING
ROW 1	4	2 Lee HARDY	3	76 Peter WOODALL	2	28 Darren WEST	1	82 Mark TAYLOR
								Pole

Donington Park GP
Circuit Length = 2.4873 miles

These results are provisional until the conclusion of any judicial and technical matters.

Clerk Of Course :		Timekeeper :
-------------------	--	--------------

Results can be found at www.tsl-timing.com

Printed - 14:46 Saturday, 27 July 2013



BMCRC-MRO Championships 2013 - Donington GP

Freshdrop BMZRC 250 MZ

RACE 11 - CLASSIFICATION

POS	NO	NAME	ENTRY	LAPS	TIME	GAP	DIFF	MPH	BEST	ON
1	82	Mark TAYLOR	MZ - Nexus Performance	7	14:39.915			71.23	2:03.537	6
2	95	Chris ROGERS	MZ - CB Racing	7	14:44.002	4.087	4.087	70.90	2:03.389	6
3	28	Darren WEST	MZ -	7	14:58.835	18.920	14.833	69.73	2:05.702	7
4	9	Graham HAW	MZ -	7	15:02.696	22.781	3.861	69.43	2:06.762	7
5	2	Lee HARDY	MZ - Amy & Eric	7	15:03.362	23.447	0.666	69.38	2:07.401	5
6	8	Pete MANNERING	MZ -	7	15:21.411	41.496	18.049	68.02	2:09.435	4
7	78 *	Chris DOWLING	MZ - HS Racing	7	15:33.101	53.186	11.690	67.17	2:10.119	7
8	11	Ian SLAUGHTER	MZ -	7	15:35.310	55.395	2.209	67.01	2:10.912	4
9	15	Andy MOFFAT	MZ - Gills Office	7	15:37.319	57.404	2.009	66.87	2:11.479	4
10	51	Andy SMITH	MZ -	7	15:37.527	57.612	0.208	66.85	2:11.666	7
11	68	Graham GARRIQUES	MZ -	7	15:48.280	1:08.365	10.753	66.09	2:13.366	2
12	38	Chris PETTET	MZ -	7	15:54.391	1:14.476	6.111	65.67	2:14.496	7
13	36	Joe BALDRY	MZ - Chilton Motors	7	16:07.054	1:27.139	12.663	64.81	2:10.205	5
14	45	Charlotte MORTON	MZ - HS Racing	7	16:08.358	1:28.443	1.304	64.72	2:15.300	7
15	21	Ian JAMES	MZ -	7	16:08.989	1:29.074	0.631	64.68	2:14.627	7
16	47	Richard FAYERS	MZ -	7	16:09.811	1:29.896	0.822	64.63	2:16.204	7
17	66	Mark VINCENT	MZ - Putoline	7	16:11.920	1:32.005	2.109	64.49	2:14.157	7
18	77	Dan BURDETT	MZ - DBR	7	16:12.119	1:32.204	0.199	64.47	2:14.484	7
19	43	Daniel BARFORD	MZ -	7	16:13.148	1:33.233	1.029	64.41	2:16.893	6
20	14	Ian DARBY	MZ -	7	16:26.449	1:46.534	13.301	63.54	2:18.496	7
21	58	Des DAVIES	MZ -	7	16:26.780	1:46.865	0.331	63.52	2:15.477	7
22	34	Barry MASSEY	MZ -	6	14:54.414	1 Lap	1 Lap	60.06	2:26.128	6
23	30	Malcolm HOWELL	MZ -	6	15:08.198	1 Lap	13.784	59.15	2:28.248	4

NOT CLASSIFIED

DNF	81	Keith VINCENT	MZ -	5	13:49.967	2 Laps	1 Lap	53.94	2:40.555	4
DNF	76	Peter WOODALL	MZ - Core Projects Ltd	0						
DNF	25	Leon JONES	MZ -	0						

FASTEST LAP

95	Chris ROGERS	MZ - CB Racing	6	2:03.389	72.57 mph	116.79 kph
----	--------------	----------------	---	----------	-----------	------------

* Bike 78 - 10 second jump start penalty

Donington Park GP
Circuit Length = 2.4873 miles
Start: 18:57 Flag 19:11 End: 19:13

Weather / Track : Cloudy / Dry

These results are provisional until the conclusion of any judicial and technical matters.

Clerk Of Course :	Timekeeper :
-------------------	--------------

Results can be found at www.tsl-timing.com

Printed - 19:15 Saturday, 27 July 2013



BMCRC-MRO Championships 2013 - Donington GP

Freshdrop BMZRC 250 MZ

RACE 11 - LAP CHART

LAP 1		
NO	BEHIND	LAP TIME

82		2:08.974
28	3.467	2:12.441
8	3.878	2:12.852
2	4.937	2:13.911
9	5.408	2:14.382
95	5.537	2:14.511
78	8.424	2:17.398
15	9.413	2:18.387
68	10.892	2:19.866
51	10.915	2:19.889
47	13.342	2:22.316
45	13.493	2:22.467
38	13.912	2:22.886
11	14.103	2:23.077
43	14.615	2:23.589
21	15.271	2:24.245
66	17.523	2:26.497
14	19.403	2:28.377
77	20.092	2:29.066
58	26.350	2:35.324
30	29.501	2:38.475
34	30.003	2:38.977
81	41.346	2:50.320
36	43.743	2:52.717

LAP 2		
NO	BEHIND	LAP TIME

82		2:08.585
95	3.346	2:06.394
2	5.208	2:08.856
28	5.724	2:10.842
8	5.982	2:10.689
9	6.562	2:09.739
78	11.024	2:11.185
15	15.243	2:14.415
51	15.284	2:12.954
68	15.673	2:13.366
11	20.721	2:15.203
38	21.651	2:16.324
45	23.477	2:18.569
47	24.500	2:19.743
21	24.817	2:18.131
43	25.835	2:19.805
66	28.377	2:19.439
77	31.294	2:19.787
14	32.436	2:21.618
58	39.323	2:21.558
34	50.404	2:28.986
30	50.854	2:29.938
36	51.311	2:16.153
81	1:19.823	2:47.062

LAP 3		
NO	BEHIND	LAP TIME

82		2:06.081
95	2.388	2:05.123
2	7.093	2:07.966
28	8.037	2:08.394
9	9.257	2:08.776
8	10.127	2:10.226
78	15.914	2:10.971

51	22.423	2:13.220
15	24.450	2:15.288
68	24.548	2:14.956
11	26.347	2:11.707
38	30.965	2:15.395
47	36.083	2:17.664
21	37.059	2:18.323
45	37.525	2:20.129
43	37.780	2:18.026
66	41.710	2:19.414
77	44.222	2:19.009
14	46.539	2:20.184
58	56.564	2:23.322
36	57.044	2:11.814
34	1:11.635	2:27.312
30	1:14.123	2:29.350
81	1:54.982	2:41.240

LAP 4		
NO	BEHIND	LAP TIME

82		2:05.375
95	1.341	2:04.328
28	9.630	2:06.968
2	10.423	2:08.705
9	11.505	2:07.623
8	14.187	2:09.435
78	22.217	2:11.678
15	30.554	2:11.479
51	31.034	2:13.986
11	31.884	2:10.912
68	34.524	2:15.351
38	40.529	2:14.939
47	49.063	2:18.355
21	50.756	2:19.072
45	50.886	2:18.736
43	51.436	2:19.031
66	54.927	2:18.592
77	56.015	2:17.168
14	1:01.123	2:19.959
36	1:05.058	2:13.389
58	1:08.743	2:17.554
34	1:32.621	2:26.361
30	1:36.996	2:28.248

LAP 5		
NO	BEHIND	LAP TIME

82		2:03.747
95	2.308	2:04.714
28	13.802	2:07.919
2	14.077	2:07.401
9	16.330	2:08.572
8	23.222	2:12.782
81	1 Lap	2:40.555
78	29.841	2:11.371
11	39.109	2:10.972
51	39.819	2:12.532
15	40.243	2:13.436
68	45.651	2:14.874
38	52.310	2:15.528
21	1:03.668	2:16.659
47	1:04.514	2:19.198
45	1:04.620	2:17.481
43	1:05.322	2:17.633
77	1:08.642	2:16.374

66	1:10.003	2:18.823
36	1:11.516	2:10.205
14	1:16.014	2:18.638
58	1:22.244	2:17.248
34	1:55.524	2:26.650
30	2:03.322	2:30.073

LAP 6		
NO	BEHIND	LAP TIME

82		2:03.537
95	2.160	2:03.389
28	16.834	2:06.569
2	18.635	2:08.095
9	19.635	2:06.842
8	33.195	2:13.510
78	36.683	2:10.379
11	47.146	2:11.574
15	49.504	2:12.798
51	49.562	2:13.280
68	57.647	2:15.533
38	1:03.596	2:14.823
81	1 Lap	2:50.790 P
45	1:16.759	2:15.676
47	1:17.308	2:16.331
21	1:18.063	2:17.932
36	1:18.442	2:10.463
43	1:18.678	2:16.893
77	1:21.336	2:16.231
66	1:21.464	2:14.998
14	1:31.654	2:19.177
58	1:35.004	2:16.297

LAP 7		
NO	BEHIND	LAP TIME

82		2:03.616
95	4.087	2:05.543
34	1 Lap	2:26.128
28	18.920	2:05.702
9	22.781	2:06.762
2	23.447	2:08.428
30	1 Lap	2:32.114
8	41.496	2:11.917
78	43.186	2:10.119
11	55.395	2:11.865
15	57.404	2:11.516
51	57.612	2:11.666
68	1:08.365	2:14.334
38	1:14.476	2:14.496
36	1:27.139	2:12.313
45	1:28.443	2:15.300
21	1:29.074	2:14.627
47	1:29.896	2:16.204
66	1:32.005	2:14.157
77	1:32.204	2:14.484
43	1:33.233	2:18.171
14	1:46.534	2:18.496
58	1:46.865	2:15.477

Weather / Track : Cloudy / Dry

Results can be found at www.tsl-timing.com

Donington Park GP
Circuit Length = 2.4873 miles
Start: 18:57 Flag 19:11 End: 19:13

Printed - 19:15 Saturday, 27 July 2013

BMCRC-MRO Championships 2013 - Donington GP

Freshdrop BMZRC 250 MZ

RACE 11 - LAP ANALYSIS

DIFF = Difference To Personal Best Lap

P1 82 Mark TAYLOR				
LAP	LAP TIME	DIFF	MPH	TIME OF DAY
1 -	2:08.974	5.437	69.42	18:59:13.378
2 -	2:08.585	5.048	69.63	19:01:21.963
3 -	2:06.081	2.544	71.02	19:03:28.044
4 -	2:05.375	1.838	71.42	19:05:33.419
5 -	2:03.747 (3)	0.210	72.36	19:07:37.166
6 -	2:03.537 (1)		72.48	19:09:40.703
7 -	2:03.616 (2)	0.079	72.43	19:11:44.319

P2 95 Chris ROGERS				
LAP	LAP TIME	DIFF	MPH	TIME OF DAY
1 -	2:14.511	11.122	66.57	18:59:18.915
2 -	2:06.394	3.005	70.84	19:01:25.309
3 -	2:05.123	1.734	71.56	19:03:30.432
4 -	2:04.328 (2)	0.939	72.02	19:05:34.760
5 -	2:04.714 (3)	1.325	71.79	19:07:39.474
6 -	2:03.389 (1)		72.57	19:09:42.863
7 -	2:05.543	2.154	71.32	19:11:48.406

P3 28 Darren WEST				
LAP	LAP TIME	DIFF	MPH	TIME OF DAY
1 -	2:12.441	6.739	67.61	18:59:16.845
2 -	2:10.842	5.140	68.43	19:01:27.687
3 -	2:08.394	2.692	69.74	19:03:36.081
4 -	2:06.968 (3)	1.266	70.52	19:05:43.049
5 -	2:07.919	2.217	70.00	19:07:50.968
6 -	2:06.569 (2)	0.867	70.74	19:09:57.537
7 -	2:05.702 (1)		71.23	19:12:03.239

P4 9 Graham HAW				
LAP	LAP TIME	DIFF	MPH	TIME OF DAY
1 -	2:14.382	7.620	66.63	18:59:18.786
2 -	2:09.739	2.977	69.01	19:01:28.525
3 -	2:08.776	2.014	69.53	19:03:37.301
4 -	2:07.623 (3)	0.861	70.16	19:05:44.924
5 -	2:08.572	1.810	69.64	19:07:53.496
6 -	2:06.842 (2)	0.080	70.59	19:10:00.338
7 -	2:06.762 (1)		70.63	19:12:07.100

P5 2 Lee HARDY				
LAP	LAP TIME	DIFF	MPH	TIME OF DAY
1 -	2:13.911	6.510	66.86	18:59:18.315
2 -	2:08.856	1.455	69.49	19:01:27.171
3 -	2:07.966 (2)	0.565	69.97	19:03:35.137
4 -	2:08.705	1.304	69.57	19:05:43.842
5 -	2:07.401 (1)		70.28	19:07:51.243
6 -	2:08.095 (3)	0.694	69.90	19:09:59.338
7 -	2:08.428	1.027	69.72	19:12:07.766

P6 8 Pete MANNERING				
LAP	LAP TIME	DIFF	MPH	TIME OF DAY
1 -	2:12.852	3.417	67.40	18:59:17.256
2 -	2:10.689 (3)	1.254	68.51	19:01:27.945
3 -	2:10.226 (2)	0.791	68.76	19:03:38.171
4 -	2:09.435 (1)		69.18	19:05:47.606
5 -	2:12.782	3.347	67.43	19:08:00.388
6 -	2:13.510	4.075	67.06	19:10:13.898
7 -	2:11.917	2.482	67.87	19:12:25.815

DIFF = Difference To Personal Best Lap

P7 78 Chris DOWLING				
LAP	LAP TIME	DIFF	MPH	TIME OF DAY
1 -	2:17.398	7.279	65.17	18:59:21.802
2 -	2:11.185	1.066	68.25	19:01:32.987
3 -	2:10.971 (3)	0.852	68.36	19:03:43.958
4 -	2:11.678	1.559	68.00	19:05:55.636
5 -	2:11.371	1.252	68.16	19:08:07.007
6 -	2:10.379 (2)	0.260	68.68	19:10:17.386
7 -	2:10.119 (1)		68.81	19:12:27.505

P8 11 Ian SLAUGHTER				
LAP	LAP TIME	DIFF	MPH	TIME OF DAY
1 -	2:23.077	12.165	62.58	18:59:27.481
2 -	2:15.203	4.291	66.22	19:01:42.684
3 -	2:11.707	0.795	67.98	19:03:54.391
4 -	2:10.912 (1)		68.40	19:06:05.303
5 -	2:10.972 (2)	0.060	68.36	19:08:16.275
6 -	2:11.574 (3)	0.662	68.05	19:10:27.849
7 -	2:11.865	0.953	67.90	19:12:39.714

P9 15 Andy MOFFAT				
LAP	LAP TIME	DIFF	MPH	TIME OF DAY
1 -	2:18.387	6.908	64.70	18:59:22.791
2 -	2:14.415	2.936	66.61	19:01:37.206
3 -	2:15.288	3.809	66.18	19:03:52.494
4 -	2:11.479 (1)		68.10	19:06:03.973
5 -	2:13.436	1.957	67.10	19:08:17.409
6 -	2:12.798 (3)	1.319	67.42	19:10:30.207
7 -	2:11.516 (2)	0.037	68.08	19:12:41.723

P10 51 Andy SMITH				
LAP	LAP TIME	DIFF	MPH	TIME OF DAY
1 -	2:19.889	8.223	64.01	18:59:24.293
2 -	2:12.954 (3)	1.288	67.35	19:01:37.247
3 -	2:13.220	1.554	67.21	19:03:50.467
4 -	2:13.986	2.320	66.83	19:06:04.453
5 -	2:12.532 (2)	0.866	67.56	19:08:16.985
6 -	2:13.280	1.614	67.18	19:10:30.265
7 -	2:11.666 (1)		68.00	19:12:41.931

P11 68 Graham GARRIQUES				
LAP	LAP TIME	DIFF	MPH	TIME OF DAY
1 -	2:19.866	6.500	64.02	18:59:24.270
2 -	2:13.366 (1)		67.14	19:01:37.636
3 -	2:14.956	1.590	66.35	19:03:52.592
4 -	2:15.351	1.985	66.15	19:06:07.943
5 -	2:14.874 (3)	1.508	66.39	19:08:22.817
6 -	2:15.533	2.167	66.06	19:10:38.350
7 -	2:14.334 (2)	0.968	66.65	19:12:52.684

P12 38 Chris PETTET				
LAP	LAP TIME	DIFF	MPH	TIME OF DAY
1 -	2:22.886	8.390	62.66	18:59:27.290
2 -	2:16.324	1.828	65.68	19:01:43.614
3 -	2:15.395	0.899	66.13	19:03:59.009
4 -	2:14.939 (3)	0.443	66.35	19:06:13.948
5 -	2:15.528	1.032	66.07	19:08:29.476
6 -	2:14.823 (2)	0.327	66.41	19:10:44.299

Weather / Track : Cloudy / Dry

Donington Park GP

Circuit Length = 2.4873 miles

Start: 18:57 Flag 19:11 End: 19:13

BMCRC-MRO Championships 2013 - Donington GP

Freshdrop BMZRC 250 MZ

RACE 11 - LAP ANALYSIS

DIFF = Difference To Personal Best Lap

7 - **2:14.496 (1)** **66.57** **19:12:58.795**

P13 36 Joe BALDRY				
LAP	LAP TIME	DIFF	MPH	TIME OF DAY
1 -	2:52.717	42.512	51.84	18:59:57.121
2 -	2:16.153	5.948	65.76	19:02:13.274
3 -	2:11.814 (3)	1.609	67.93	19:04:25.088
4 -	2:13.389	3.184	67.13	19:06:38.477
5 -	2:10.205 (1)		68.77	19:08:48.682
6 -	2:10.463 (2)	0.258	68.63	19:10:59.145
7 -	2:12.313	2.108	67.67	19:13:11.458

P14 45 Charlotte MORTON				
LAP	LAP TIME	DIFF	MPH	TIME OF DAY
1 -	2:22.467	7.167	62.85	18:59:26.871
2 -	2:18.569	3.269	64.62	19:01:45.440
3 -	2:20.129	4.829	63.90	19:04:05.569
4 -	2:18.736	3.436	64.54	19:06:24.305
5 -	2:17.481 (3)	2.181	65.13	19:08:41.786
6 -	2:15.676 (2)	0.376	65.99	19:10:57.462
7 -	2:15.300 (1)		66.18	19:13:12.762

P15 21 Ian JAMES				
LAP	LAP TIME	DIFF	MPH	TIME OF DAY
1 -	2:24.245	9.618	62.07	18:59:28.649
2 -	2:18.131	3.504	64.82	19:01:46.780
3 -	2:18.323	3.696	64.73	19:04:05.103
4 -	2:19.072	4.445	64.38	19:06:24.175
5 -	2:16.659 (2)	2.032	65.52	19:08:40.834
6 -	2:17.932 (3)	3.305	64.91	19:10:58.766
7 -	2:14.627 (1)		66.51	19:13:13.393

P16 47 Richard FAYERS				
LAP	LAP TIME	DIFF	MPH	TIME OF DAY
1 -	2:22.316	6.112	62.91	18:59:26.720
2 -	2:19.743	3.539	64.07	19:01:46.463
3 -	2:17.664 (3)	1.460	65.04	19:04:04.127
4 -	2:18.355	2.151	64.72	19:06:22.482
5 -	2:19.198	2.994	64.32	19:08:41.680
6 -	2:16.331 (2)	0.127	65.68	19:10:58.011
7 -	2:16.204 (1)		65.74	19:13:14.215

P17 66 Mark VINCENT				
LAP	LAP TIME	DIFF	MPH	TIME OF DAY
1 -	2:26.497	12.340	61.12	18:59:30.901
2 -	2:19.439	5.282	64.21	19:01:50.340
3 -	2:19.414	5.257	64.22	19:04:09.754
4 -	2:18.592 (3)	4.435	64.61	19:06:28.346
5 -	2:18.823	4.666	64.50	19:08:47.169
6 -	2:14.998 (2)	0.841	66.33	19:11:02.167
7 -	2:14.157 (1)		66.74	19:13:16.324

P18 77 Dan BURDETT				
LAP	LAP TIME	DIFF	MPH	TIME OF DAY
1 -	2:29.066	14.582	60.07	18:59:33.470
2 -	2:19.787	5.303	64.05	19:01:53.257
3 -	2:19.009	4.525	64.41	19:04:12.266
4 -	2:17.168	2.684	65.28	19:06:29.434
5 -	2:16.374 (3)	1.890	65.66	19:08:45.808

DIFF = Difference To Personal Best Lap

6 - 2:16.231 (2) 1.747 65.72 19:11:02.039
7 - **2:14.484 (1)** **66.58** **19:13:16.523**

P19 43 Daniel BARFORD				
LAP	LAP TIME	DIFF	MPH	TIME OF DAY
1 -	2:23.589	6.696	62.36	18:59:27.993
2 -	2:19.805	2.912	64.04	19:01:47.798
3 -	2:18.026 (3)	1.133	64.87	19:04:05.824
4 -	2:19.031	2.138	64.40	19:06:24.855
5 -	2:17.633 (2)	0.740	65.06	19:08:42.488
6 -	2:16.893 (1)		65.41	19:10:59.381
7 -	2:18.171	1.278	64.80	19:13:17.552

P20 14 Ian DARBY				
LAP	LAP TIME	DIFF	MPH	TIME OF DAY
1 -	2:28.377	9.881	60.34	18:59:32.781
2 -	2:21.618	3.122	63.22	19:01:54.399
3 -	2:20.184	1.688	63.87	19:04:14.583
4 -	2:19.959	1.463	63.97	19:06:34.542
5 -	2:18.638 (2)	0.142	64.58	19:08:53.180
6 -	2:19.177 (3)	0.681	64.33	19:11:12.357
7 -	2:18.496 (1)		64.65	19:13:30.853

P21 58 Des DAVIES				
LAP	LAP TIME	DIFF	MPH	TIME OF DAY
1 -	2:35.324	19.847	57.64	18:59:39.728
2 -	2:21.558	6.081	63.25	19:02:01.286
3 -	2:23.322	7.845	62.47	19:04:24.608
4 -	2:17.554	2.077	65.09	19:06:42.162
5 -	2:17.248 (3)	1.771	65.24	19:08:59.410
6 -	2:16.297 (2)	0.820	65.69	19:11:15.707
7 -	2:15.477 (1)		66.09	19:13:31.184

P22 34 Barry MASSEY				
LAP	LAP TIME	DIFF	MPH	TIME OF DAY
1 -	2:38.977	12.849	56.32	18:59:43.381
2 -	2:28.986	2.858	60.10	19:02:12.367
3 -	2:27.312	1.184	60.78	19:04:39.679
4 -	2:26.361 (2)	0.233	61.18	19:07:06.040
5 -	2:26.650 (3)	0.522	61.06	19:09:32.690
6 -	2:26.128 (1)		61.27	19:11:58.818

P23 30 Malcolm HOWELL				
LAP	LAP TIME	DIFF	MPH	TIME OF DAY
1 -	2:38.475	10.227	56.50	18:59:42.879
2 -	2:29.938 (3)	1.690	59.72	19:02:12.817
3 -	2:29.350 (2)	1.102	59.95	19:04:42.167
4 -	2:28.248 (1)		60.40	19:07:10.415
5 -	2:30.073	1.825	59.66	19:09:40.488
6 -	2:32.114	3.866	58.86	19:12:12.602

P24 81 Keith VINCENT				
LAP	LAP TIME	DIFF	MPH	TIME OF DAY
1 -	2:50.320	9.765	52.57	18:59:54.724
2 -	2:47.062 (3)	6.507	53.59	19:02:41.786
3 -	2:41.240 (2)	0.685	55.53	19:05:23.026
4 -	2:40.555 (1)		55.77	19:08:03.581
5 -	2:50.790 P	10.235	52.42	19:10:54.371

Weather / Track : Cloudy / Dry

Donington Park GP

Circuit Length = 2.4873 miles

Start: 18:57 Flag 19:11 End: 19:13

BMCRC-MRO Championships 2013 - Donington GP

Freshdrop BMZRC 250 MZ

RACE 10 - GRID

ROW 7		26	25 Leon JONES	25	76 Peter WOODALL			
ROW 6	24	81 Keith VINCENT	23	30 Malcolm HOWELL	22	34 Barry MASSEY	21	58 Des DAVIES
ROW 5	20	14 Ian DARBY	19	43 Daniel BARFORD	18	77 Dan BURDETT	17	66 Mark VINCENT
ROW 4	16	47 Richard FAYERS	15	21 Ian JAMES	14	45 Charlotte MORTON	13	36 Joe BALDRY
ROW 3	12	38 Chris PETTET	11	68 Graham GARRIQUES	10	51 Andy SMITH	9	15 Andy MOFFAT
ROW 2	8	11 Ian SLAUGHTER	7	78 Chris DOWLING	6	8 Pete MANNERING	5	2 Lee HARDY
ROW 1	4	9 Graham HAW	3	28 Darren WEST	2	95 Chris ROGERS	1	82 Mark TAYLOR
								Pole

Donington Park GP
Circuit Length = 2.4873 miles

These results are provisional until the conclusion of any judicial and technical matters.

Clerk Of Course :		Timekeeper :	
-------------------	--	--------------	--

Results can be found at www.tsl-timing.com

Printed - 19:17 Saturday, 27 July 2013



BMCRC-MRO Championships 2013 - Donington GP

Freshdrop BMZRC 250 MZ

RACE 10 - CLASSIFICATION

POS	NO	NAME	ENTRY	LAPS	TIME	GAP	DIFF	MPH	BEST	ON
1	95	Chris ROGERS	MZ - CB Racing	7	14:19.723			72.90	2:01.472	5
2	82	Mark TAYLOR	MZ - Nexus Performance	7	14:21.159	1.436	1.436	72.78	2:00.791	5
3	28	Darren WEST	MZ -	7	14:23.174	3.451	2.015	72.61	2:02.299	5
4	76	Peter WOODALL	MZ - Core Projects Ltd	7	14:45.964	26.241	22.790	70.74	2:04.278	2
5	8	Pete MANNERING	MZ -	7	14:53.048	33.325	7.084	70.18	2:05.835	7
6	68	Graham GARRIQUES	MZ -	7	14:56.165	36.442	3.117	69.94	2:06.748	3
7	11	Ian SLAUGHTER	MZ -	7	15:06.327	46.604	10.162	69.15	2:06.995	7
8	15	Andy MOFFAT	MZ - Gills Office	7	15:06.993	47.270	0.666	69.10	2:07.184	7
9	51	Andy SMITH	MZ -	7	15:08.937	49.214	1.944	68.96	2:07.632	6
10	47	Richard FAYERS	MZ -	7	15:31.112	1:11.389	22.175	67.31	2:09.695	6
11	25	Leon JONES	MZ -	7	15:31.414	1:11.691	0.302	67.29	2:09.492	6
12	58	Des DAVIES	MZ -	7	15:32.759	1:13.036	1.345	67.19	2:08.886	6
13	9	Graham HAW	MZ -	7	15:33.275	1:13.552	0.516	67.16	2:12.142	7
14	21	Ian JAMES	MZ -	7	15:35.775	1:16.052	2.500	66.98	2:11.555	6
15	43	Daniel BARFORD	MZ -	7	15:36.754	1:17.031	0.979	66.91	2:10.975	3
16	45	Charlotte MORTON	MZ - HS Racing	7	15:45.196	1:25.473	8.442	66.31	2:13.110	7
17	66	Mark VINCENT	MZ - Putoline	7	15:52.016	1:32.293	6.820	65.84	2:13.376	3
18	77	Dan BURDETT	MZ - DBR	7	16:05.939	1:46.216	13.923	64.89	2:15.147	2
19	2	Lee HARDY	MZ - Amy & Eric	7	16:09.625	1:49.902	3.686	64.64	2:17.082	7
20	38	Chris PETTET	MZ -	7	16:12.719	1:52.996	3.094	64.43	2:14.316	7
21	30	Malcolm HOWELL	MZ -	6	14:22.095	1 Lap	1 Lap	62.32	2:20.006	6
22	34	Barry MASSEY	MZ -	6	14:22.833	1 Lap	0.738	62.26	2:20.321	6

NOT CLASSIFIED

DNF	14	Ian DARBY	MZ -	5	12:04.378	2 Laps	1 Lap	61.80	2:19.279	2
DNF	36	Joe BALDRY	MZ - Chilton Motors	3	6:34.607	4 Laps	2 Laps	68.07	2:08.079	2
DNF	81	Keith VINCENT	MZ -	3	8:16.500	4 Laps	1:41.893	54.10	2:42.279	3
DNF	78	Chris DOWLING	MZ - HS Racing	0						

FASTEST LAP

82	Mark TAYLOR	MZ - Nexus Performance	5	2:00.791	74.13 mph	119.30 kph
----	-------------	------------------------	---	----------	-----------	------------

Weather / Track : Cloudy / Dry

These results are provisional until the conclusion of any judicial and technical matters.

Donington Park GP

Circuit Length = 2.4873 miles

Start: 14:00 Flag 14:14 End: 14:17

Clerk Of Course :	Timekeeper :
-------------------	--------------

Results can be found at www.tsl-timing.com

Printed - 14:23 Sunday, 28 July 2013



BMCRC-MRO Championships 2013 - Donington GP

Freshdrop BMZRC 250 MZ

RACE 10 - LAP CHART

LAP 1		
NO	BEHIND	LAP TIME

82		2:05.721
95	1.050	2:06.771
28	1.622	2:07.343
8	4.592	2:10.313
15	5.204	2:10.925
68	5.614	2:11.335
76	7.196	2:12.917
11	7.762	2:13.483
9	9.008	2:14.729
51	11.761	2:17.482
36	12.113	2:17.834
45	12.848	2:18.569
47	13.659	2:19.380
25	14.069	2:19.790
66	14.448	2:20.169
21	14.568	2:20.289
77	15.799	2:21.520
2	15.897	2:21.618
43	16.499	2:22.220
14	18.237	2:23.958
58	19.723	2:25.444
34	23.810	2:29.531
30	24.065	2:29.786
38	33.551	2:39.272
81	42.019	2:47.740

LAP 2		
NO	BEHIND	LAP TIME

95		2:02.499
82	0.122	2:03.671
28	1.737	2:03.664
76	7.925	2:04.278
8	8.701	2:07.658
68	9.501	2:07.436
15	10.413	2:08.758
11	13.321	2:09.108
36	16.643	2:08.079
51	16.870	2:08.658
9	18.216	2:12.757
47	23.249	2:13.139
25	24.179	2:13.659
21	24.469	2:13.450
45	25.560	2:16.261
66	25.905	2:15.006
43	26.777	2:13.827
77	27.397	2:15.147
58	28.500	2:12.326
2	29.899	2:17.551
14	33.967	2:19.279
30	44.458	2:23.942
34	44.924	2:24.663
38	45.236	2:15.234
81	1:24.951	2:46.481

LAP 3		
NO	BEHIND	LAP TIME

82		2:01.949
95	0.313	2:02.384
28	2.228	2:02.562
76	12.055	2:06.201
8	13.506	2:06.876

68	14.178	2:06.748
15	15.530	2:07.188
11	22.199	2:10.949
51	23.088	2:08.289
36	23.266	2:08.694
9	28.732	2:12.587
47	33.646	2:12.468
25	34.920	2:12.812
21	35.569	2:13.171
43	35.681	2:10.975
66	37.210	2:13.376
45	38.434	2:14.945
58	38.759	2:12.330
77	40.657	2:15.331
2	46.804	2:18.976
14	54.949	2:23.053
38	1:00.016	2:16.851
30	1:05.040	2:22.653
34	1:05.164	2:22.311

LAP 4		
NO	BEHIND	LAP TIME

95		2:01.543
82	0.850	2:02.706
28	2.762	2:02.390
81	1 Lap	2:42.279
76	15.587	2:05.388
8	18.749	2:07.099
68	20.400	2:08.078
15	21.614	2:07.940
11	29.608	2:09.265
51	30.346	2:09.114
9	39.887	2:13.011
47	44.496	2:12.706
25	44.864	2:11.800
43	45.715	2:11.890
21	45.946	2:12.233
58	49.278	2:12.375
66	49.404	2:14.050
45	51.457	2:14.879
77	54.724	2:15.923
2	1:04.054	2:19.106
38	1:13.580	2:15.420
14	1:15.951	2:22.858
30	1:25.598	2:22.414
34	1:26.728	2:23.420

LAP 5		
NO	BEHIND	LAP TIME

95		2:01.472
82	0.169	2:00.791
28	3.589	2:02.299
76	19.982	2:05.867
8	25.139	2:07.862
68	26.625	2:07.697
15	37.004	2:16.862
11	37.204	2:09.068
51	38.010	2:09.136
9	53.275	2:14.860
47	55.211	2:12.187
43	56.011	2:11.768
25	56.451	2:13.059
21	56.738	2:12.264
58	57.794	2:09.988

66	1:03.396	2:15.464
45	1:03.953	2:13.968
77	1:10.953	2:17.701
2	1:20.717	2:18.135
38	1:27.947	2:15.839
30	1:47.420	2:23.294
34	1:47.843	2:22.587
14	1:49.709	2:35.230

LAP 6		
NO	BEHIND	LAP TIME

95		2:01.676
82	0.134	2:01.641
28	4.343	2:02.430
76	23.468	2:05.162
8	30.868	2:07.405
68	33.000	2:08.051
11	42.987	2:07.459
15	43.464	2:08.136
51	43.966	2:07.632
47	1:03.230	2:09.695
25	1:04.267	2:09.492
9	1:04.788	2:13.189
58	1:05.004	2:08.886
21	1:06.617	2:11.555
43	1:06.721	2:12.386
45	1:15.741	2:13.464
66	1:17.568	2:15.848
77	1:28.829	2:19.552
2	1:36.198	2:17.157
38	1:42.058	2:15.787

LAP 7		
NO	BEHIND	LAP TIME

95		2:03.378
82	1.436	2:04.680
30	1 Lap	2:20.006
34	1 Lap	2:20.321
28	3.451	2:02.486
76	26.241	2:06.151
8	33.325	2:05.835
68	36.442	2:06.820
11	46.604	2:06.995
15	47.270	2:07.184
51	49.214	2:08.626
47	1:11.389	2:11.537
25	1:11.691	2:10.802
58	1:13.036	2:11.410
9	1:13.552	2:12.142
21	1:16.052	2:12.813
43	1:17.031	2:13.688
45	1:25.473	2:13.110
66	1:32.293	2:18.103
77	1:46.216	2:20.765
2	1:49.902	2:17.082
38	1:52.996	2:14.316

Weather / Track : Cloudy / Dry

Results can be found at www.tsl-timing.com

Donington Park GP
Circuit Length = 2.4873 miles
Start: 14:00 Flag 14:14 End: 14:17

Printed - 14:24 Sunday, 28 July 2013

BMCRC-MRO Championships 2013 - Donington GP

Freshdrop BMZRC 250 MZ

RACE 10 - LAP ANALYSIS

DIFF = Difference To Personal Best Lap

P1 95 Chris ROGERS				
LAP	LAP TIME	DIFF	MPH	TIME OF DAY
1 -	2:06.771	5.299	70.63	14:02:32.854
2 -	2:02.499	1.027	73.09	14:04:35.353
3 -	2:02.384	0.912	73.16	14:06:37.737
4 -	2:01.543 (2)	0.071	73.67	14:08:39.280
5 -	2:01.472 (1)		73.71	14:10:40.752
6 -	2:01.676 (3)	0.204	73.59	14:12:42.428
7 -	2:03.378	1.906	72.57	14:14:45.806

P2 82 Mark TAYLOR				
LAP	LAP TIME	DIFF	MPH	TIME OF DAY
1 -	2:05.721	4.930	71.22	14:02:31.804
2 -	2:03.671	2.880	72.40	14:04:35.475
3 -	2:01.949 (3)	1.158	73.42	14:06:37.424
4 -	2:02.706	1.915	72.97	14:08:40.130
5 -	2:00.791 (1)		74.13	14:10:40.921
6 -	2:01.641 (2)	0.850	73.61	14:12:42.562
7 -	2:04.680	3.889	71.81	14:14:47.242

P3 28 Darren WEST				
LAP	LAP TIME	DIFF	MPH	TIME OF DAY
1 -	2:07.343	5.044	70.31	14:02:33.426
2 -	2:03.664	1.365	72.40	14:04:37.090
3 -	2:02.562	0.263	73.06	14:06:39.652
4 -	2:02.390 (2)	0.091	73.16	14:08:42.042
5 -	2:02.299 (1)		73.21	14:10:44.341
6 -	2:02.430 (3)	0.131	73.13	14:12:46.771
7 -	2:02.486	0.187	73.10	14:14:49.257

P4 76 Peter WOODALL				
LAP	LAP TIME	DIFF	MPH	TIME OF DAY
1 -	2:12.917	8.639	67.36	14:02:39.000
2 -	2:04.278 (1)		72.05	14:04:43.278
3 -	2:06.201	1.923	70.95	14:06:49.479
4 -	2:05.388 (3)	1.110	71.41	14:08:54.867
5 -	2:05.867	1.589	71.14	14:11:00.734
6 -	2:05.162 (2)	0.884	71.54	14:13:05.896
7 -	2:06.151	1.873	70.98	14:15:12.047

P5 8 Pete MANNERING				
LAP	LAP TIME	DIFF	MPH	TIME OF DAY
1 -	2:10.313	4.478	68.71	14:02:36.396
2 -	2:07.658	1.823	70.14	14:04:44.054
3 -	2:06.876 (2)	1.041	70.57	14:06:50.930
4 -	2:07.099 (3)	1.264	70.45	14:08:58.029
5 -	2:07.862	2.027	70.03	14:11:05.891
6 -	2:07.405	1.570	70.28	14:13:13.296
7 -	2:05.835 (1)		71.16	14:15:19.131

P6 68 Graham GARRIQUES				
LAP	LAP TIME	DIFF	MPH	TIME OF DAY
1 -	2:11.335	4.587	68.18	14:02:37.418
2 -	2:07.436 (3)	0.688	70.26	14:04:44.854
3 -	2:06.748 (1)		70.64	14:06:51.602
4 -	2:08.078	1.330	69.91	14:08:59.680
5 -	2:07.697	0.949	70.12	14:11:07.377
6 -	2:08.051	1.303	69.92	14:13:15.428
7 -	2:06.820 (2)	0.072	70.60	14:15:22.248

DIFF = Difference To Personal Best Lap

P7 11 Ian SLAUGHTER				
LAP	LAP TIME	DIFF	MPH	TIME OF DAY
1 -	2:13.483	6.488	67.08	14:02:39.566
2 -	2:09.108	2.113	69.35	14:04:48.674
3 -	2:10.949	3.954	68.38	14:06:59.623
4 -	2:09.265	2.270	69.27	14:09:08.888
5 -	2:09.068 (3)	2.073	69.37	14:11:17.956
6 -	2:07.459 (2)	0.464	70.25	14:13:25.415
7 -	2:06.995 (1)		70.51	14:15:32.410

P8 15 Andy MOFFAT				
LAP	LAP TIME	DIFF	MPH	TIME OF DAY
1 -	2:10.925	3.741	68.39	14:02:37.008
2 -	2:08.758	1.574	69.54	14:04:45.766
3 -	2:07.188 (2)	0.004	70.40	14:06:52.954
4 -	2:07.940 (3)	0.756	69.98	14:09:00.894
5 -	2:16.862	9.678	65.42	14:11:17.756
6 -	2:08.136	0.952	69.88	14:13:25.892
7 -	2:07.184 (1)		70.40	14:15:33.076

P9 51 Andy SMITH				
LAP	LAP TIME	DIFF	MPH	TIME OF DAY
1 -	2:17.482	9.850	65.13	14:02:43.565
2 -	2:08.658	1.026	69.59	14:04:52.223
3 -	2:08.289 (2)	0.657	69.79	14:07:00.512
4 -	2:09.114	1.482	69.35	14:09:09.626
5 -	2:09.136	1.504	69.34	14:11:18.762
6 -	2:07.632 (1)		70.15	14:13:26.394
7 -	2:08.626 (3)	0.994	69.61	14:15:35.020

P10 47 Richard FAYERS				
LAP	LAP TIME	DIFF	MPH	TIME OF DAY
1 -	2:19.380	9.685	64.24	14:02:45.463
2 -	2:13.139	3.444	67.25	14:04:58.602
3 -	2:12.468	2.773	67.59	14:07:11.070
4 -	2:12.706	3.011	67.47	14:09:23.776
5 -	2:12.187 (3)	2.492	67.74	14:11:35.963
6 -	2:09.695 (1)		69.04	14:13:45.658
7 -	2:11.537 (2)	1.842	68.07	14:15:57.195

P11 25 Leon JONES				
LAP	LAP TIME	DIFF	MPH	TIME OF DAY
1 -	2:19.790	10.298	64.05	14:02:45.873
2 -	2:13.659	4.167	66.99	14:04:59.532
3 -	2:12.812	3.320	67.42	14:07:12.344
4 -	2:11.800 (3)	2.308	67.93	14:09:24.144
5 -	2:13.059	3.567	67.29	14:11:37.203
6 -	2:09.492 (1)		69.15	14:13:46.695
7 -	2:10.802 (2)	1.310	68.45	14:15:57.497

P12 58 Des DAVIES				
LAP	LAP TIME	DIFF	MPH	TIME OF DAY
1 -	2:25.444	16.558	61.56	14:02:51.527
2 -	2:12.326	3.440	67.66	14:05:03.853
3 -	2:12.330	3.444	67.66	14:07:16.183
4 -	2:12.375	3.489	67.64	14:09:28.558
5 -	2:09.988 (2)	1.102	68.88	14:11:38.546
6 -	2:08.886 (1)		69.47	14:13:47.432

Weather / Track : Cloudy / Dry

Donington Park GP

Circuit Length = 2.4873 miles

Start: 14:00 Flag 14:14 End: 14:17

BMCRC-MRO Championships 2013 - Donington GP

Freshdrop BMZRC 250 MZ

RACE 10 - LAP ANALYSIS

DIFF = Difference To Personal Best Lap

7 - 2:11.410 (3) 2.524 68.14 14:15:58.842

P13 9 Graham HAW				
LAP	LAP TIME	DIFF	MPH	TIME OF DAY
1 -	2:14.729	2.587	66.46	14:02:40.812
2 -	2:12.757 (3)	0.615	67.44	14:04:53.569
3 -	2:12.587 (2)	0.445	67.53	14:07:06.156
4 -	2:13.011	0.869	67.32	14:09:19.167
5 -	2:14.860	2.718	66.39	14:11:34.027
6 -	2:13.189	1.047	67.23	14:13:47.216
7 -	2:12.142 (1)		67.76	14:15:59.358

P14 21 Ian JAMES				
LAP	LAP TIME	DIFF	MPH	TIME OF DAY
1 -	2:20.289	8.734	63.82	14:02:46.372
2 -	2:13.450	1.895	67.09	14:04:59.822
3 -	2:13.171	1.616	67.24	14:07:12.993
4 -	2:12.233 (2)	0.678	67.71	14:09:25.226
5 -	2:12.264 (3)	0.709	67.70	14:11:37.490
6 -	2:11.555 (1)		68.06	14:13:49.045
7 -	2:12.813	1.258	67.42	14:16:01.858

P15 43 Daniel BARFORD				
LAP	LAP TIME	DIFF	MPH	TIME OF DAY
1 -	2:22.220	11.245	62.96	14:02:48.303
2 -	2:13.827	2.852	66.91	14:05:02.130
3 -	2:10.975 (1)		68.36	14:07:13.105
4 -	2:11.890 (3)	0.915	67.89	14:09:24.995
5 -	2:11.768 (2)	0.793	67.95	14:11:36.763
6 -	2:12.386	1.411	67.63	14:13:49.149
7 -	2:13.688	2.713	66.98	14:16:02.837

P16 45 Charlotte MORTON				
LAP	LAP TIME	DIFF	MPH	TIME OF DAY
1 -	2:18.569	5.459	64.62	14:02:44.652
2 -	2:16.261	3.151	65.71	14:05:00.913
3 -	2:14.945	1.835	66.35	14:07:15.858
4 -	2:14.879	1.769	66.38	14:09:30.737
5 -	2:13.968 (3)	0.858	66.84	14:11:44.705
6 -	2:13.464 (2)	0.354	67.09	14:13:58.169
7 -	2:13.110 (1)		67.27	14:16:11.279

P17 66 Mark VINCENT				
LAP	LAP TIME	DIFF	MPH	TIME OF DAY
1 -	2:20.169	6.793	63.88	14:02:46.252
2 -	2:15.006 (3)	1.630	66.32	14:05:01.258
3 -	2:13.376 (1)		67.13	14:07:14.634
4 -	2:14.050 (2)	0.674	66.79	14:09:28.684
5 -	2:15.464	2.088	66.10	14:11:44.148
6 -	2:15.848	2.472	65.91	14:13:59.996
7 -	2:18.103	4.727	64.83	14:16:18.099

P18 77 Dan BURDETT				
LAP	LAP TIME	DIFF	MPH	TIME OF DAY
1 -	2:21.520	6.373	63.27	14:02:47.603
2 -	2:15.147 (1)		66.25	14:05:02.750
3 -	2:15.331 (2)	0.184	66.16	14:07:18.081
4 -	2:15.923 (3)	0.776	65.87	14:09:34.004
5 -	2:17.701	2.554	65.02	14:11:51.705

DIFF = Difference To Personal Best Lap

6 - 2:19.552 4.405 64.16 14:14:11.257

7 - 2:20.765 5.618 63.61 14:16:32.022

P19 2 Lee HARDY				
LAP	LAP TIME	DIFF	MPH	TIME OF DAY
1 -	2:21.618	4.536	63.22	14:02:47.701
2 -	2:17.551 (3)	0.469	65.09	14:05:05.252
3 -	2:18.976	1.894	64.43	14:07:24.228
4 -	2:19.106	2.024	64.37	14:09:43.334
5 -	2:18.135	1.053	64.82	14:12:01.469
6 -	2:17.157 (2)	0.075	65.28	14:14:18.626
7 -	2:17.082 (1)		65.32	14:16:35.708

P20 38 Chris PETTET				
LAP	LAP TIME	DIFF	MPH	TIME OF DAY
1 -	2:39.272	24.956	56.22	14:03:05.355
2 -	2:15.234 (2)	0.918	66.21	14:05:20.589
3 -	2:16.851	2.535	65.43	14:07:37.440
4 -	2:15.420 (3)	1.104	66.12	14:09:52.860
5 -	2:15.839	1.523	65.91	14:12:08.699
6 -	2:15.787	1.471	65.94	14:14:24.486
7 -	2:14.316 (1)		66.66	14:16:38.802

P21 30 Malcolm HOWELL				
LAP	LAP TIME	DIFF	MPH	TIME OF DAY
1 -	2:29.786	9.780	59.78	14:02:55.869
2 -	2:23.942	3.936	62.20	14:05:19.811
3 -	2:22.653 (3)	2.647	62.77	14:07:42.464
4 -	2:22.414 (2)	2.408	62.87	14:10:04.878
5 -	2:23.294	3.288	62.49	14:12:28.172
6 -	2:20.006 (1)		63.95	14:14:48.178

P22 34 Barry MASSEY				
LAP	LAP TIME	DIFF	MPH	TIME OF DAY
1 -	2:29.531	9.210	59.88	14:02:55.614
2 -	2:24.663	4.342	61.89	14:05:20.277
3 -	2:22.311 (2)	1.990	62.92	14:07:42.588
4 -	2:23.420	3.099	62.43	14:10:06.008
5 -	2:22.587 (3)	2.266	62.79	14:12:28.595
6 -	2:20.321 (1)		63.81	14:14:48.916

P23 14 Ian DARBY				
LAP	LAP TIME	DIFF	MPH	TIME OF DAY
1 -	2:23.958	4.679	62.20	14:02:50.041
2 -	2:19.279 (1)		64.29	14:05:09.320
3 -	2:23.053 (3)	3.774	62.59	14:07:32.373
4 -	2:22.858 (2)	3.579	62.68	14:09:55.231
5 -	2:35.230	15.951	57.68	14:12:30.461

P24 36 Joe BALDRY				
LAP	LAP TIME	DIFF	MPH	TIME OF DAY
1 -	2:17.834 (3)	9.755	64.96	14:02:43.917
2 -	2:08.079 (1)		69.91	14:04:51.996
3 -	2:08.694 (2)	0.615	69.57	14:07:00.690

P25 81 Keith VINCENT				
LAP	LAP TIME	DIFF	MPH	TIME OF DAY
1 -	2:47.740 (3)	5.461	53.38	14:03:13.823

Weather / Track : Cloudy / Dry

Donington Park GP

Circuit Length = 2.4873 miles

Start: 14:00 Flag 14:14 End: 14:17

BMCRC-MRO Championships 2013 - Donington GP

Freshdrop BMZRC 250 MZ

RACE 10 - LAP ANALYSIS

DIFF = Difference To Personal Best Lap

2 -	2:46.481 (2)	4.202	53.78	14:06:00.304
3 -	2:42.279 (1)		55.17	14:08:42.583

BMCRC-MRO Championships 2013 - Donington GP

Freshdrop BMZRC 250 MZ

RACE 22 - GRID

ROW 7		26	78 Chris DOWLING	25	81 Keith VINCENT			
ROW 6	24	36 Joe BALDRY	23	14 Ian DARBY	22	34 Barry MASSEY	21	30 Malcolm HOWELL
ROW 5	20	38 Chris PETTET	19	2 Lee HARDY	18	77 Dan BURDETT	17	66 Mark VINCENT
ROW 4	16	45 Charlotte MORTON	15	43 Daniel BARFORD	14	21 Ian JAMES	13	9 Graham HAW
ROW 3	12	58 Des DAVIES	11	25 Leon JONES	10	47 Richard FAYERS	9	51 Andy SMITH
ROW 2	8	15 Andy MOFFAT	7	11 Ian SLAUGHTER	6	68 Graham GARRIQUES	5	8 Pete MANNERING
ROW 1	4	76 Peter WOODALL	3	28 Darren WEST	2	82 Mark TAYLOR	1	95 Chris ROGERS
								Pole

Donington Park GP
Circuit Length = 2.4873 miles

These results are provisional until the conclusion of any judicial and technical matters.

Clerk Of Course :	Timekeeper :
-------------------	--------------

Results can be found at www.tsl-timing.com

Printed - 14:25 Sunday, 28 July 2013



BMCRC-MRO Championships 2013 - Donington GP

Freshdrop BMZRC 250 MZ

RACE 22 - CLASSIFICATION

POS	NO	NAME	ENTRY	LAPS	TIME	GAP	DIFF	MPH	BEST	ON
1	95	Chris ROGERS	MZ - CB Racing	8	16:12.658			73.64	2:00.142	6
2	82	Mark TAYLOR	MZ - Nexus Performance	8	16:15.579	2.921	2.921	73.42	2:00.133	6
3	28	Darren WEST	MZ -	8	16:25.723	13.065	10.144	72.67	2:02.129	8
4	76	Peter WOODALL	MZ - Core Projects Ltd	8	16:38.460	25.802	12.737	71.74	2:03.679	2
5	9	Graham HAW	MZ -	8	16:57.491	44.833	19.031	70.40	2:05.644	4
6	78	Chris DOWLING	MZ - HS Racing	8	16:58.149	45.491	0.658	70.35	2:04.931	6
7	8	Pete MANNERING	MZ -	8	16:58.471	45.813	0.322	70.33	2:04.776	6
8	15	Andy MOFFAT	MZ - Gills Office	8	17:01.644	48.986	3.173	70.11	2:05.080	6
9	68	Graham GARRIQUES	MZ -	8	17:02.075	49.417	0.431	70.08	2:07.073	5
10	11	Ian SLAUGHTER	MZ -	8	17:17.433	1:04.775	15.358	69.05	2:05.803	8
11	51	Andy SMITH	MZ -	8	17:18.737	1:06.079	1.304	68.96	2:07.594	2
12	25	Leon JONES	MZ -	8	17:30.362	1:17.704	11.625	68.20	2:08.030	5
13	58	Des DAVIES	MZ -	8	17:48.234	1:35.576	17.872	67.05	2:09.804	8
14	21	Ian JAMES	MZ -	8	17:48.694	1:36.036	0.460	67.03	2:11.283	3
15	66	Mark VINCENT	MZ - Putoline	8	17:51.452	1:38.794	2.758	66.85	2:12.139	6
16	43	Daniel BARFORD	MZ -	8	17:51.621	1:38.963	0.169	66.84	2:09.879	8
17	45	Charlotte MORTON	MZ - HS Racing	8	18:21.915	2:09.257	30.294	65.01	2:15.463	2
18	77	Dan BURDETT	MZ - DBR	7	16:36.703	1 Lap	1 Lap	62.88	2:18.905	5
19	34	Barry MASSEY	MZ -	7	16:51.464	1 Lap	14.761	61.97	2:21.323	7
20	14	Ian DARBY	MZ -	6	16:27.922	2 Laps	1 Lap	54.38	2:41.326	5

NOT CLASSIFIED

DNF	36	Joe BALDRY	MZ - Chilton Motors	7	14:52.283	1 Lap	0.000	70.24	2:04.270	4
DNF	2	Lee HARDY	MZ - Amy & Eric	7	14:53.056	1 Lap	0.773	70.18	2:04.823	3
DNF	47	Richard FAYERS	MZ -	6	13:05.424	2 Laps	1 Lap	68.40	2:07.797	6
DNF	38	Chris PETTET	MZ -	5	11:12.301	3 Laps	1 Lap	66.59	2:12.449	2
DNF	30	Malcolm HOWELL	MZ -	5	11:52.911	3 Laps	40.610	62.80	2:18.920	5

FASTEST LAP

82	Mark TAYLOR	MZ - Nexus Performance	6	2:00.133	74.53 mph	119.95 kph
----	-------------	------------------------	---	----------	-----------	------------

Weather / Track : Cloudy / Dry

These results are provisional until the conclusion of any judicial and technical matters.

Donington Park GP

Circuit Length = 2.4873 miles

Start: 18:35 Flag 18:51 End: 18:54

Clerk Of Course :	Timekeeper :
-------------------	--------------

Results can be found at www.tsl-timing.com

Printed - 18:54 Sunday, 28 July 2013



BMCRC-MRO Championships 2013 - Donington GP

Freshdrop BMZRC 250 MZ

RACE 22 - LAP CHART

LAP 1		
NO	BEHIND	LAP TIME

82		2:05.554
95	0.751	2:06.305
28	2.107	2:07.661
76	2.510	2:08.064
15	4.740	2:10.294
8	5.079	2:10.633
68	5.633	2:11.187
9	6.094	2:11.648
2	8.155	2:13.709
78	8.309	2:13.863
36	8.775	2:14.329
11	9.279	2:14.833
51	9.311	2:14.865
25	11.607	2:17.161
47	11.993	2:17.547
21	12.727	2:18.281
66	14.361	2:19.915
38	14.689	2:20.243
45	15.433	2:20.987
43	15.796	2:21.350
58	21.216	2:26.770
77	24.312	2:29.866
30	24.757	2:30.311
34	25.282	2:30.836
14	39.710	2:45.264

LAP 2		
NO	BEHIND	LAP TIME

82		2:01.944
95	0.514	2:01.707
28	3.065	2:02.902
76	4.245	2:03.679
8	9.850	2:06.715
68	10.995	2:07.306
9	11.158	2:07.008
15	11.636	2:08.840
78	12.780	2:06.415
36	13.592	2:06.761
2	13.739	2:07.528
51	14.961	2:07.594
25	21.267	2:11.604
47	22.480	2:12.431
21	23.119	2:12.336
66	24.591	2:12.174
38	25.194	2:12.449
11	26.736	2:19.401
43	28.446	2:14.594
45	28.952	2:15.463
58	31.320	2:12.048
77	43.040	2:20.672
30	43.651	2:20.838
34	48.015	2:24.677
14	1:20.809	2:43.043

LAP 3		
NO	BEHIND	LAP TIME

82		2:00.820
95	0.243	2:00.549
28	5.263	2:03.018
76	7.648	2:04.223
8	16.180	2:07.150

9	16.796	2:06.458
68	17.596	2:07.421
2	17.742	2:04.823
15	18.333	2:07.517
36	18.498	2:05.726
78	18.878	2:06.918
51	21.750	2:07.609
25	31.093	2:10.646
47	31.304	2:09.644
21	33.582	2:11.283
11	34.156	2:08.240
66	36.968	2:13.197
38	37.229	2:12.855
43	42.132	2:14.506
45	44.170	2:16.038
58	44.280	2:13.780
77	1:03.909	2:21.689
30	1:04.507	2:21.676
34	1:12.448	2:25.253

LAP 4		
NO	BEHIND	LAP TIME

82		2:00.559
95	0.148	2:00.464
14	1 Lap	2:45.150
28	7.428	2:02.724
76	11.371	2:04.282
9	21.881	2:05.644
36	22.209	2:04.270
8	22.517	2:06.896
2	23.473	2:06.290
68	24.281	2:07.244
78	24.438	2:06.119
15	24.985	2:07.211
51	29.442	2:08.251
47	40.662	2:09.917
25	41.780	2:11.246
11	42.113	2:08.516
21	45.760	2:12.737
66	49.559	2:13.150
38	50.148	2:13.478
58	55.086	2:11.365
43	56.118	2:14.545
45	1:00.335	2:16.724
77	1:24.793	2:21.443
30	1:25.114	2:21.166
34	1:35.859	2:23.970

LAP 5		
NO	BEHIND	LAP TIME

82		2:00.665
95	0.462	2:00.979
28	9.032	2:02.269
76	14.818	2:04.112
36	28.992	2:07.448
9	29.603	2:08.387
78	29.990	2:06.217
68	30.689	2:07.073
8	30.854	2:09.002
2	31.800	2:08.992
15	32.516	2:08.196
51	40.195	2:11.418
47	48.085	2:08.088
11	48.562	2:07.114

25	49.145	2:08.030
14	1 Lap	2:48.983
21	58.461	2:13.366
66	1:02.098	2:13.204
38	1:02.759	2:13.276
58	1:07.143	2:12.722
43	1:08.939	2:13.486
45	1:16.779	2:17.109
77	1:43.033	2:18.905
30	1:43.369	2:18.920
34	1:57.064	2:21.870

LAP 6		
NO	BEHIND	LAP TIME

82		2:00.133
95	0.471	2:00.142
28	11.171	2:02.272
76	18.515	2:03.830
36	34.186	2:05.327
78	34.788	2:04.931
9	35.132	2:05.662
8	35.497	2:04.776
2	36.892	2:05.225
15	37.463	2:05.080
68	37.856	2:07.300
51	48.944	2:08.882
47	55.749	2:07.797
11	55.981	2:07.552
25	57.337	2:08.325
21	1:13.502	2:15.174
66	1:14.104	2:12.139
58	1:18.298	2:11.288
43	1:19.605	2:10.799
14	1 Lap	2:41.326
45	1:34.396	2:17.750

LAP 7		
NO	BEHIND	LAP TIME

82		2:00.701
95	0.396	2:00.626
77	1 Lap	2:19.461
28	13.218	2:02.748
34	1 Lap	2:23.535
76	21.929	2:04.115
9	40.220	2:05.789
78	41.171	2:07.084
8	41.701	2:06.905
36	41.907	2:08.422
2	42.680	2:06.489
15	43.552	2:06.790
68	44.583	2:07.428
51	59.636	2:11.393
11	1:01.254	2:05.974
25	1:05.908	2:09.272
21	1:25.725	2:12.924
66	1:27.643	2:14.240
58	1:28.054	2:10.457
43	1:31.366	2:12.462
45	1:52.950	2:19.255

LAP 8		
NO	BEHIND	LAP TIME

95		2:01.886
----	--	----------

82	2.921	2:05.203
28	13.065	2:02.129
14	2 Laps	2:44.156
77	1 Lap	2:24.667
76	25.802	2:06.155
34	1 Lap	2:21.323
9	44.833	2:06.895
78	45.491	2:06.602
8	45.813	2:06.394
15	48.986	2:07.716
68	49.417	2:07.116
11	1:04.775	2:05.803
51	1:06.079	2:08.725
25	1:17.704	2:14.078
58	1:35.576	2:09.804
21	1:36.036	2:12.593
66	1:38.794	2:13.433
43	1:38.963	2:09.879
45	2:09.257	2:18.589

Weather / Track : Cloudy / Dry

Donington Park GP
Circuit Length = 2.4873 miles
Start: 18:35 Flag 18:51 End: 18:54

BMCRC-MRO Championships 2013 - Donington GP

Freshdrop BMZRC 250 MZ

RACE 22 - LAP ANALYSIS

DIFF = Difference To Personal Best Lap

P1 95 Chris ROGERS				
LAP	LAP TIME	DIFF	MPH	TIME OF DAY
1 -	2:06.305	6.163	70.89	18:37:36.814
2 -	2:01.707	1.565	73.57	18:39:38.521
3 -	2:00.549 (3)	0.407	74.28	18:41:39.070
4 -	2:00.464 (2)	0.322	74.33	18:43:39.534
5 -	2:00.979	0.837	74.01	18:45:40.513
6 -	2:00.142 (1)		74.53	18:47:40.655
7 -	2:00.626	0.484	74.23	18:49:41.281
8 -	2:01.886	1.744	73.46	18:51:43.167

P2 82 Mark TAYLOR				
LAP	LAP TIME	DIFF	MPH	TIME OF DAY
1 -	2:05.554	5.421	71.31	18:37:36.063
2 -	2:01.944	1.811	73.43	18:39:38.007
3 -	2:00.820	0.687	74.11	18:41:38.827
4 -	2:00.559 (2)	0.426	74.27	18:43:39.386
5 -	2:00.665 (3)	0.532	74.20	18:45:40.051
6 -	2:00.133 (1)		74.53	18:47:40.184
7 -	2:00.701	0.568	74.18	18:49:40.885
8 -	2:05.203	5.070	71.51	18:51:46.088

P3 28 Darren WEST				
LAP	LAP TIME	DIFF	MPH	TIME OF DAY
1 -	2:07.661	5.532	70.14	18:37:38.170
2 -	2:02.902	0.773	72.85	18:39:41.072
3 -	2:03.018	0.889	72.78	18:41:44.090
4 -	2:02.724	0.595	72.96	18:43:46.814
5 -	2:02.269 (2)	0.140	73.23	18:45:49.083
6 -	2:02.272 (3)	0.143	73.23	18:47:51.355
7 -	2:02.748	0.619	72.94	18:49:54.103
8 -	2:02.129 (1)		73.31	18:51:56.232

P4 76 Peter WOODALL				
LAP	LAP TIME	DIFF	MPH	TIME OF DAY
1 -	2:08.064	4.385	69.92	18:37:38.573
2 -	2:03.679 (1)		72.40	18:39:42.252
3 -	2:04.223	0.544	72.08	18:41:46.475
4 -	2:04.282	0.603	72.04	18:43:50.757
5 -	2:04.112 (3)	0.433	72.14	18:45:54.869
6 -	2:03.830 (2)	0.151	72.31	18:47:58.699
7 -	2:04.115	0.436	72.14	18:50:02.814
8 -	2:06.155	2.476	70.97	18:52:08.969

P5 9 Graham HAW				
LAP	LAP TIME	DIFF	MPH	TIME OF DAY
1 -	2:11.648	6.004	68.01	18:37:42.157
2 -	2:07.008	1.364	70.50	18:39:49.165
3 -	2:06.458	0.814	70.80	18:41:55.623
4 -	2:05.644 (1)		71.26	18:44:01.267
5 -	2:08.387	2.743	69.74	18:46:09.654
6 -	2:05.662 (2)	0.018	71.25	18:48:15.316
7 -	2:05.789 (3)	0.145	71.18	18:50:21.105
8 -	2:06.895	1.251	70.56	18:52:28.000

P6 78 Chris DOWLING				
LAP	LAP TIME	DIFF	MPH	TIME OF DAY
1 -	2:13.863	8.932	66.89	18:37:44.372
2 -	2:06.415	1.484	70.83	18:39:50.787

DIFF = Difference To Personal Best Lap

3 -	2:06.918	1.987	70.55	18:41:57.705
4 -	2:06.119 (2)	1.188	71.00	18:44:03.824
5 -	2:06.217 (3)	1.286	70.94	18:46:10.041
6 -	2:04.931 (1)		71.67	18:48:14.972
7 -	2:07.084	2.153	70.46	18:50:22.056
8 -	2:06.602	1.671	70.72	18:52:28.658

P7 8 Pete MANNERING				
LAP	LAP TIME	DIFF	MPH	TIME OF DAY
1 -	2:10.633	5.857	68.54	18:37:41.142
2 -	2:06.715 (3)	1.939	70.66	18:39:47.857
3 -	2:07.150	2.374	70.42	18:41:55.007
4 -	2:06.896	2.120	70.56	18:44:01.903
5 -	2:09.002	4.226	69.41	18:46:10.905
6 -	2:04.776 (1)		71.76	18:48:15.681
7 -	2:06.905	2.129	70.56	18:50:22.586
8 -	2:06.394 (2)	1.618	70.84	18:52:28.980

P8 15 Andy MOFFAT				
LAP	LAP TIME	DIFF	MPH	TIME OF DAY
1 -	2:10.294	5.214	68.72	18:37:40.803
2 -	2:08.840	3.760	69.50	18:39:49.643
3 -	2:07.517	2.437	70.22	18:41:57.160
4 -	2:07.211 (3)	2.131	70.39	18:44:04.371
5 -	2:08.196	3.116	69.84	18:46:12.567
6 -	2:05.080 (1)		71.58	18:48:17.647
7 -	2:06.790 (2)	1.710	70.62	18:50:24.437
8 -	2:07.716	2.636	70.11	18:52:32.153

P9 68 Graham GARRIQUES				
LAP	LAP TIME	DIFF	MPH	TIME OF DAY
1 -	2:11.187	4.114	68.25	18:37:41.696
2 -	2:07.306	0.233	70.33	18:39:49.002
3 -	2:07.421	0.348	70.27	18:41:56.423
4 -	2:07.244 (3)	0.171	70.37	18:44:03.667
5 -	2:07.073 (1)		70.46	18:46:10.740
6 -	2:07.300	0.227	70.34	18:48:18.040
7 -	2:07.428	0.355	70.27	18:50:25.468
8 -	2:07.116 (2)	0.043	70.44	18:52:32.584

P10 11 Ian SLAUGHTER				
LAP	LAP TIME	DIFF	MPH	TIME OF DAY
1 -	2:14.833	9.030	66.41	18:37:45.342
2 -	2:19.401	13.598	64.23	18:40:04.743
3 -	2:08.240	2.437	69.82	18:42:12.983
4 -	2:08.516	2.713	69.67	18:44:21.499
5 -	2:07.114 (3)	1.311	70.44	18:46:28.613
6 -	2:07.552	1.749	70.20	18:48:36.165
7 -	2:05.974 (2)	0.171	71.08	18:50:42.139
8 -	2:05.803 (1)		71.17	18:52:47.942

P11 51 Andy SMITH				
LAP	LAP TIME	DIFF	MPH	TIME OF DAY
1 -	2:14.865	7.271	66.39	18:37:45.374
2 -	2:07.594 (1)		70.17	18:39:52.968
3 -	2:07.609 (2)	0.015	70.17	18:42:00.577
4 -	2:08.251 (3)	0.657	69.81	18:44:08.828
5 -	2:11.418	3.824	68.13	18:46:20.246
6 -	2:08.882	1.288	69.47	18:48:29.128
7 -	2:11.393	3.799	68.15	18:50:40.521

Donington Park GP

Circuit Length = 2.4873 miles

Start: 18:35 Flag 18:51 End: 18:54

Weather / Track : Cloudy / Dry

BMCRC-MRO Championships 2013 - Donington GP

Freshdrop BMZRC 250 MZ

RACE 22 - LAP ANALYSIS

DIFF = Difference To Personal Best Lap

8 - 2:08.725 1.131 69.56 18:52:49.246

P12 25 Leon JONES				
LAP	LAP TIME	DIFF	MPH	TIME OF DAY
1 -	2:17.161	9.131	65.28	18:37:47.670
2 -	2:11.604	3.574	68.04	18:39:59.274
3 -	2:10.646	2.616	68.53	18:42:09.920
4 -	2:11.246	3.216	68.22	18:44:21.166
5 -	2:08.030 (1)		69.94	18:46:29.196
6 -	2:08.325 (2)	0.295	69.77	18:48:37.521
7 -	2:09.272 (3)	1.242	69.26	18:50:46.793
8 -	2:14.078	6.048	66.78	18:53:00.871

P13 58 Des DAVIES				
LAP	LAP TIME	DIFF	MPH	TIME OF DAY
1 -	2:26.770	16.966	61.00	18:37:57.279
2 -	2:12.048	2.244	67.81	18:40:09.327
3 -	2:13.780	3.976	66.93	18:42:23.107
4 -	2:11.365	1.561	68.16	18:44:34.472
5 -	2:12.722	2.918	67.46	18:46:47.194
6 -	2:11.288 (3)	1.484	68.20	18:48:58.482
7 -	2:10.457 (2)	0.653	68.63	18:51:08.939
8 -	2:09.804 (1)		68.98	18:53:18.743

P14 21 Ian JAMES				
LAP	LAP TIME	DIFF	MPH	TIME OF DAY
1 -	2:18.281	6.998	64.75	18:37:48.790
2 -	2:12.336 (2)	1.053	67.66	18:40:01.126
3 -	2:11.283 (1)		68.20	18:42:12.409
4 -	2:12.737	1.454	67.46	18:44:25.146
5 -	2:13.366	2.083	67.14	18:46:38.512
6 -	2:15.174	3.891	66.24	18:48:53.686
7 -	2:12.924	1.641	67.36	18:51:06.610
8 -	2:12.593 (3)	1.310	67.53	18:53:19.203

P15 66 Mark VINCENT				
LAP	LAP TIME	DIFF	MPH	TIME OF DAY
1 -	2:19.915	7.776	63.99	18:37:50.424
2 -	2:12.174 (2)	0.035	67.74	18:40:02.598
3 -	2:13.197	1.058	67.22	18:42:15.795
4 -	2:13.150 (3)	1.011	67.25	18:44:28.945
5 -	2:13.204	1.065	67.22	18:46:42.149
6 -	2:12.139 (1)		67.76	18:48:54.288
7 -	2:14.240	2.101	66.70	18:51:08.528
8 -	2:13.433	1.294	67.10	18:53:21.961

P16 43 Daniel BARFORD				
LAP	LAP TIME	DIFF	MPH	TIME OF DAY
1 -	2:21.350	11.471	63.34	18:37:51.859
2 -	2:14.594	4.715	66.52	18:40:06.453
3 -	2:14.506	4.627	66.57	18:42:20.959
4 -	2:14.545	4.666	66.55	18:44:35.504
5 -	2:13.486	3.607	67.08	18:46:48.990
6 -	2:10.799 (2)	0.920	68.45	18:48:59.789
7 -	2:12.462 (3)	2.583	67.60	18:51:12.251
8 -	2:09.879 (1)		68.94	18:53:22.130

DIFF = Difference To Personal Best Lap

P17 45 Charlotte MORTON				
LAP	LAP TIME	DIFF	MPH	TIME OF DAY
1 -	2:20.987	5.524	63.51	18:37:51.496
2 -	2:15.463 (1)		66.10	18:40:06.959
3 -	2:16.038 (2)	0.575	65.82	18:42:22.997
4 -	2:16.724 (3)	1.261	65.49	18:44:39.721
5 -	2:17.109	1.646	65.30	18:46:56.830
6 -	2:17.750	2.287	65.00	18:49:14.580
7 -	2:19.255	3.792	64.30	18:51:33.835
8 -	2:18.589	3.126	64.61	18:53:52.424

P18 77 Dan BURDETT				
LAP	LAP TIME	DIFF	MPH	TIME OF DAY
1 -	2:29.866	10.961	59.74	18:38:00.375
2 -	2:20.672 (3)	1.767	63.65	18:40:21.047
3 -	2:21.689	2.784	63.19	18:42:42.736
4 -	2:21.443	2.538	63.30	18:45:04.179
5 -	2:18.905 (1)		64.46	18:47:23.084
6 -	2:19.461 (2)	0.556	64.20	18:49:42.545
7 -	2:24.667	5.762	61.89	18:52:07.212

P19 34 Barry MASSEY				
LAP	LAP TIME	DIFF	MPH	TIME OF DAY
1 -	2:30.836	9.513	59.36	18:38:01.345
2 -	2:24.677	3.354	61.89	18:40:26.022
3 -	2:25.253	3.930	61.64	18:42:51.275
4 -	2:23.970	2.647	62.19	18:45:15.245
5 -	2:21.870 (2)	0.547	63.11	18:47:37.115
6 -	2:23.535 (3)	2.212	62.38	18:50:00.650
7 -	2:21.323 (1)		63.36	18:52:21.973

P20 14 Ian DARBY				
LAP	LAP TIME	DIFF	MPH	TIME OF DAY
1 -	2:45.264	3.938	54.18	18:38:15.773
2 -	2:43.043 (2)	1.717	54.92	18:40:58.816
3 -	2:45.150	3.824	54.22	18:43:43.966
4 -	2:48.983	7.657	52.99	18:46:32.949
5 -	2:41.326 (1)		55.50	18:49:14.275
6 -	2:44.156 (3)	2.830	54.54	18:51:58.431

P21 36 Joe BALDRY				
LAP	LAP TIME	DIFF	MPH	TIME OF DAY
1 -	2:14.329	10.059	66.66	18:37:44.838
2 -	2:06.761	2.491	70.64	18:39:51.599
3 -	2:05.726 (3)	1.456	71.22	18:41:57.325
4 -	2:04.270 (1)		72.05	18:44:01.595
5 -	2:07.448	3.178	70.25	18:46:09.043
6 -	2:05.327 (2)	1.057	71.44	18:48:14.370
7 -	2:08.422	4.152	69.72	18:50:22.792

P22 2 Lee HARDY				
LAP	LAP TIME	DIFF	MPH	TIME OF DAY
1 -	2:13.709	8.886	66.96	18:37:44.218
2 -	2:07.528	2.705	70.21	18:39:51.746
3 -	2:04.823 (1)		71.73	18:41:56.569
4 -	2:06.290 (3)	1.467	70.90	18:44:02.859
5 -	2:08.992	4.169	69.41	18:46:11.851
6 -	2:05.225 (2)	0.402	71.50	18:48:17.076
7 -	2:06.489	1.666	70.79	18:50:23.565

Donington Park GP

Circuit Length = 2.4873 miles

Start: 18:35 Flag 18:51 End: 18:54

Weather / Track : Cloudy / Dry

BMCRC-MRO Championships 2013 - Donington GP

Freshdrop BMZRC 250 MZ

RACE 22 - LAP ANALYSIS

DIFF = Difference To Personal Best Lap

P23 47 Richard FAYERS				
LAP	LAP TIME	DIFF	MPH	TIME OF DAY
1 -	2:17.547	9.750	65.10	18:37:48.056
2 -	2:12.431	4.634	67.61	18:40:00.487
3 -	2:09.644 (3)	1.847	69.06	18:42:10.131
4 -	2:09.917	2.120	68.92	18:44:20.048
5 -	2:08.088 (2)	0.291	69.90	18:46:28.136
6 -	2:07.797 (1)		70.06	18:48:35.933

P24 38 Chris PETTET				
LAP	LAP TIME	DIFF	MPH	TIME OF DAY
1 -	2:20.243	7.794	63.84	18:37:50.752
2 -	2:12.449 (1)		67.60	18:40:03.201
3 -	2:12.855 (2)	0.406	67.40	18:42:16.056
4 -	2:13.478	1.029	67.08	18:44:29.534
5 -	2:13.276 (3)	0.827	67.18	18:46:42.810

P25 30 Malcolm HOWELL				
LAP	LAP TIME	DIFF	MPH	TIME OF DAY
1 -	2:30.311	11.391	59.57	18:38:00.820
2 -	2:20.838 (2)	1.918	63.57	18:40:21.658
3 -	2:21.676	2.756	63.20	18:42:43.334
4 -	2:21.166 (3)	2.246	63.43	18:45:04.500
5 -	2:18.920 (1)		64.45	18:47:23.420



BMCRC Formula 400 inc Sub 64 & Rookies

**Round 6
Donington Park GP**

27th & 28th July 2013



Results Provided by Timing Solutions Ltd
www.tsl-timing.com

BMCRC-MRO Championships 2013 - Donington GP

EDlasia Formula 400 inc Sub 64 & Rookies

FREE PRACTICE - CLASSIFICATION



POS	NO	CL	PIC NAME	R	ENTRY	TIME	ON	LAPS	GAP	DIFF	MPH
1	4		1 Chris CAMPS		Kawasaki - thesportsinjuryclinic.org	1:46.765	5	5			83.87
2	11		2 Daniel RUTH		Kawasaki -	1:47.444	2	2	0.679	0.679	83.34
3	45		3 Colin MARTIN		Kawasaki - David Simon Tuning	1:47.566	5	5	0.801	0.122	83.24
4	14	S	1 Gary SMITH		Kawasaki - SDC Performance	1:47.765	5	5	1.000	0.199	83.09
5	48		4 Richie WELSH		Yamaha - Peter Fleming	1:48.783	5	5	2.018	1.018	82.31
6	72		5 Andrew GILL		Kawasaki - GC Bodyshop (Honeybourne)	1:49.588	4	5	2.823	0.805	81.71
7	71		6 Daniel ANDERSON		Kawasaki -	1:50.084	5	5	3.319	0.496	81.34
8	35		7 Daniel INGHAM		Honda - Derek Jones Butchers	1:50.416	5	5	3.651	0.332	81.09
9	8		8 Gary ELLIS		Kawasaki -	1:50.676	5	5	3.911	0.260	80.90
10	66	S	2 James CASWELL-COX		Honda - David Simon/Sussex Rolling Road	1:50.706	3	5	3.941	0.030	80.88
11	73		9 Stephen BORN		Kawasaki - Alex Georgia Racing	1:51.794	5	5	5.029	1.088	80.09
12	21		10 Alan WATSON		Kawasaki - Baker Racing	1:51.930	5	5	5.165	0.136	80.00
13	50	S	3 Graham HIGLETT		Kawasaki - Face to Face Finance	1:51.981	5	5	5.216	0.051	79.96
14	75	S	4 Nick ANDERSON		Kawasaki - RMKD Kawasaki	1:52.731	4	4	5.966	0.750	79.43
15	16	S	5 Matt BARBER	R	Yamaha - Wave Developments	1:53.044	5	5	6.279	0.313	79.21
16	68	S	6 Alan HUGHES	R	Kawasaki -	1:53.196	5	5	6.431	0.152	79.10
17	145		11 Peter MOORE		Yamaha - Curphs Cuttings	1:54.082	2	4	7.317	0.886	78.49
18	101	S	7 Andy DAVIES		Yamaha - Gibson	1:54.149	3	5	7.384	0.067	78.44
19	9		12 Paul DAVIES	R	Kawasaki - LJ Racing	1:54.633	2	5	7.868	0.484	78.11
20	77		13 Ray PETTY		Kawasaki -	1:55.172	5	5	8.407	0.539	77.74
21	27		14 Wes SMITH		Kawasaki -	1:55.718	5	5	8.953	0.546	77.38
22	22	S	8 Dave HARVIEK		Honda - SW Roofing	1:55.888	4	5	9.123	0.170	77.26
23	63		15 Dan HARDY	R	Kawasaki -	1:56.360	2	4	9.595	0.472	76.95
24	127	S	9 Adam GREEN	R	Kawasaki - RAFMSA	1:56.489	4	5	9.724	0.129	76.86
25	78	S	10 Keith POVAH		Honda - www.78plate.com	1:56.707	5	5	9.942	0.218	76.72
26	3		16 Paul ELLERKER		Kawasaki -	1:56.708	1	2	9.943	0.001	76.72
27	57		17 Roy DEWHURST		Kawasaki - Dawn	1:57.280	4	4	10.515	0.572	76.35
28	52		18 Gary JARMAN		Kawasaki -	1:58.909	4	5	12.144	1.629	75.30
29	54		19 Eric GORRIDGE		Kawasaki -	1:59.364	2	4	12.599	0.455	75.01
30	33	S	11 Carl JOHNSTONE		Yamaha - BB Plastics	1:59.488	2	4	12.723	0.124	74.94
31	86	S	12 Matthew SCOTT		Kawasaki -	1:59.846	5	5	13.081	0.358	74.71
32	25	S	13 Ben MILES		Yamaha -	2:00.297	4	5	13.532	0.451	74.43
33	41	S	14 Paul BOWLING		Yamaha -	2:00.329	1	5	13.564	0.032	74.41
34	135	S	15 Louise ROUT		Kawasaki -	2:00.542	3	4	13.777	0.213	74.28
35	32	S	16 Robin HOMEWOOD		Honda - Ardingley Real Classic	2:00.608	4	4	13.843	0.066	74.24
36	38		20 Tom SAVILLE		Kawasaki - Sabre Engineering	2:01.640	4	5	14.875	1.032	73.61
37	58		21 Steve YOUNG		Kawasaki - Cadmatic	2:02.341	4	4	15.576	0.701	73.19
38	39	S	17 Elwyn FRYER	R	Kawasaki - MJOLNIR Racing	2:07.514	4	4	20.749	5.173	70.22
39	17	S	18 Ben BURNAL	R	Honda -	2:08.277	2	4	21.512	0.763	69.80
40	121	S	19 Davinia DOVE		Honda - Rikfit.com/C&B Mann	2:11.085	2	4	24.320	2.808	68.31
41	28	S	20 Kurt HODGSON	R	Honda -	2:13.121	1	1	26.356	2.036	67.26
42	117	S	21 Jack NEWMAN	R	Honda - Hazard Racing	2:24.806	3	4	38.041	11.685	61.83
43	59	S	22 Danielle COOPER	R	Kawasaki -	2:26.738	4	4	39.973	1.932	61.02

Donington Park GP
 Circuit Length = 2.4873 miles
 Start: 10:48 Flag 10:59 End: 11:01

Weather / Track : Cloudy / Dry

These results are provisional until the conclusion of any judicial and technical matters.

Clerk Of Course :	Timekeeper :
-------------------	--------------

Results can be found at www.tsl-timing.com

Printed - 11:03 Saturday, 27 July 2013



BMCRC-MRO Championships 2013 - Donington GP

EDlasia Formula 400 inc Sub 64 & Rookies

FREE PRACTICE - LAP ANALYSIS

DIFF = Difference To Personal Best Lap

P1 4 Chris CAMPS				
LAP	LAP TIME	DIFF	MPH	TIME OF DAY
1 -	1:52.915	6.150	79.30	10:53:14.098
2 -	1:50.175 (3)	3.410	81.27	10:55:04.273
3 -	1:48.505 (2)	1.740	82.52	10:56:52.778
4 -	1:50.769	4.004	80.83	10:58:43.547
5 -	1:46.765 (1)		83.87	11:00:30.312

P2 11 Daniel RUTH				
LAP	LAP TIME	DIFF	MPH	TIME OF DAY
1 -	1:51.760 (2)	4.316	80.12	10:53:16.920
2 -	1:47.444 (1)		83.34	10:55:04.364

P3 45 Colin MARTIN				
LAP	LAP TIME	DIFF	MPH	TIME OF DAY
1 -	1:55.537	7.971	77.50	10:53:09.392
2 -	1:50.417	2.851	81.09	10:54:59.809
3 -	1:50.212 (3)	2.646	81.24	10:56:50.021
4 -	1:48.236 (2)	0.670	82.73	10:58:38.257
5 -	1:47.566 (1)		83.24	11:00:25.823

P4 14 Gary SMITH				
LAP	LAP TIME	DIFF	MPH	TIME OF DAY
1 -	1:50.907	3.142	80.73	10:53:15.279
2 -	1:48.635	0.870	82.42	10:55:03.914
3 -	1:48.280 (2)	0.515	82.69	10:56:52.194
4 -	1:48.336 (3)	0.571	82.65	10:58:40.530
5 -	1:47.765 (1)		83.09	11:00:28.295

P5 48 Richie WELSH				
LAP	LAP TIME	DIFF	MPH	TIME OF DAY
1 -	1:53.786	5.003	78.69	10:52:49.505
2 -	1:48.969 (2)	0.186	82.17	10:54:38.474
3 -	1:49.601	0.818	81.70	10:56:28.075
4 -	1:49.370 (3)	0.587	81.87	10:58:17.445
5 -	1:48.783 (1)		82.31	11:00:06.228

P6 72 Andrew GILL				
LAP	LAP TIME	DIFF	MPH	TIME OF DAY
1 -	1:52.308	2.720	79.73	10:52:48.570
2 -	1:50.140 (3)	0.552	81.30	10:54:38.710
3 -	1:50.216	0.628	81.24	10:56:28.926
4 -	1:49.588 (1)		81.71	10:58:18.514
5 -	1:50.053 (2)	0.465	81.36	11:00:08.567

P7 71 Daniel ANDERSON				
LAP	LAP TIME	DIFF	MPH	TIME OF DAY
1 -	1:56.745	6.661	76.70	10:53:11.804
2 -	1:51.327 (3)	1.243	80.43	10:55:03.131
3 -	1:50.744 (2)	0.660	80.85	10:56:53.875
4 -	1:54.025	3.941	78.53	10:58:47.900
5 -	1:50.084 (1)		81.34	11:00:37.984

P8 35 Daniel INGHAM				
LAP	LAP TIME	DIFF	MPH	TIME OF DAY
1 -	1:56.994	6.578	76.53	10:53:15.091
2 -	1:53.222	2.806	79.08	10:55:08.313

DIFF = Difference To Personal Best Lap

3 -	1:51.886 (3)	1.470	80.03	10:57:00.199
4 -	1:51.869 (2)	1.453	80.04	10:58:52.068
5 -	1:50.416 (1)		81.09	11:00:42.484

P9 8 Gary ELLIS				
LAP	LAP TIME	DIFF	MPH	TIME OF DAY
1 -	1:55.074	4.398	77.81	10:53:19.176
2 -	1:52.833	2.157	79.36	10:55:12.009
3 -	1:51.298 (2)	0.622	80.45	10:57:03.307
4 -	1:52.287 (3)	1.611	79.74	10:58:55.594
5 -	1:50.676 (1)		80.90	11:00:46.270

P10 66 James CASWELL-COX				
LAP	LAP TIME	DIFF	MPH	TIME OF DAY
1 -	1:53.393	2.687	78.96	10:53:09.055
2 -	1:51.358	0.652	80.41	10:55:00.413
3 -	1:50.706 (1)		80.88	10:56:51.119
4 -	1:51.333 (3)	0.627	80.42	10:58:42.452
5 -	1:50.864 (2)	0.158	80.76	11:00:33.316

P11 73 Stephen BORN				
LAP	LAP TIME	DIFF	MPH	TIME OF DAY
1 -	1:56.606	4.812	76.79	10:53:10.429
2 -	1:53.596 (3)	1.802	78.82	10:55:04.025
3 -	1:53.035 (2)	1.241	79.21	10:56:57.060
4 -	1:54.791	2.997	78.00	10:58:51.851
5 -	1:51.794 (1)		80.09	11:00:43.645

P12 21 Alan WATSON				
LAP	LAP TIME	DIFF	MPH	TIME OF DAY
1 -	1:56.434	4.504	76.90	10:53:13.208
2 -	1:53.106 (2)	1.176	79.16	10:55:06.314
3 -	1:53.746	1.816	78.72	10:57:00.060
4 -	1:53.303 (3)	1.373	79.03	10:58:53.363
5 -	1:51.930 (1)		80.00	11:00:45.293

P13 50 Graham HIGLETT				
LAP	LAP TIME	DIFF	MPH	TIME OF DAY
1 -	1:59.099	7.118	75.18	10:53:11.000
2 -	1:54.722	2.741	78.05	10:55:05.722
3 -	1:52.946 (2)	0.965	79.28	10:56:58.668
4 -	1:53.910 (3)	1.929	78.60	10:58:52.578
5 -	1:51.981 (1)		79.96	11:00:44.559

P14 75 Nick ANDERSON				
LAP	LAP TIME	DIFF	MPH	TIME OF DAY
1 -	2:04.944	12.213	71.66	10:53:50.981
2 -	1:56.117 (2)	3.386	77.11	10:55:47.098
3 -	1:56.434 (3)	3.703	76.90	10:57:43.532
4 -	1:52.731 (1)		79.43	10:59:36.263

P15 16 Matt BARBER				
LAP	LAP TIME	DIFF	MPH	TIME OF DAY
1 -	1:54.519	1.475	78.19	10:52:51.910
2 -	1:54.508	1.464	78.19	10:54:46.418
3 -	1:53.228 (2)	0.184	79.08	10:56:39.646
4 -	1:54.015 (3)	0.971	78.53	10:58:33.661
5 -	1:53.044 (1)		79.21	11:00:26.705

Weather / Track : Cloudy / Dry

Donington Park GP

Circuit Length = 2.4873 miles

Start: 10:48 Flag 10:59 End: 11:01

BMCRG-MRO Championships 2013 - Donington GP

EDlasia Formula 400 inc Sub 64 & Rookies

FREE PRACTICE - LAP ANALYSIS

DIFF = Difference To Personal Best Lap

P16 68 Alan HUGHES				
LAP	LAP TIME	DIFF	MPH	TIME OF DAY
1 -	1:55.536	2.340	77.50	10:52:51.537
2 -	1:54.568	1.372	78.15	10:54:46.105
3 -	1:54.457 (3)	1.261	78.23	10:56:40.562
4 -	1:54.277 (2)	1.081	78.35	10:58:34.839
5 -	1:53.196 (1)		79.10	11:00:28.035

P17 145 Peter MOORE				
LAP	LAP TIME	DIFF	MPH	TIME OF DAY
1 -	2:00.446 (3)	6.364	74.34	10:53:43.647
2 -	1:54.082 (1)		78.49	10:55:37.729
3 -	1:54.637 (2)	0.555	78.11	10:57:32.366
4 -	1:57.470 P	3.388	76.22	10:59:29.836

P18 101 Andy DAVIES				
LAP	LAP TIME	DIFF	MPH	TIME OF DAY
1 -	1:58.776	4.627	75.38	10:53:13.732
2 -	1:55.154 (3)	1.005	77.76	10:55:08.886
3 -	1:54.149 (1)		78.44	10:57:03.035
4 -	1:54.381 (2)	0.232	78.28	10:58:57.416
5 -	1:57.897 P	3.748	75.95	11:00:55.313

P19 9 Paul DAVIES				
LAP	LAP TIME	DIFF	MPH	TIME OF DAY
1 -	1:56.124	1.491	77.11	10:53:39.748
2 -	1:54.633 (1)		78.11	10:55:34.381
3 -	1:57.354	2.721	76.30	10:57:31.735
4 -	1:55.121 (2)	0.488	77.78	10:59:26.856
5 -	1:55.921 (3)	1.288	77.24	11:01:22.777

P20 77 Ray PETTY				
LAP	LAP TIME	DIFF	MPH	TIME OF DAY
1 -	1:59.789	4.617	74.75	10:53:25.831
2 -	1:58.087 (3)	2.915	75.82	10:55:23.918
3 -	2:00.339	5.167	74.41	10:57:24.257
4 -	1:57.356 (2)	2.184	76.30	10:59:21.613
5 -	1:55.172 (1)		77.74	11:01:16.785

P21 27 Wes SMITH				
LAP	LAP TIME	DIFF	MPH	TIME OF DAY
1 -	1:58.106	2.388	75.81	10:53:26.054
2 -	1:58.573	2.855	75.51	10:55:24.627
3 -	1:57.994 (3)	2.276	75.88	10:57:22.621
4 -	1:56.708 (2)	0.990	76.72	10:59:19.329
5 -	1:55.718 (1)		77.38	11:01:15.047

P22 22 Dave HARVIEK				
LAP	LAP TIME	DIFF	MPH	TIME OF DAY
1 -	1:56.857 (3)	0.969	76.62	10:53:27.062
2 -	1:57.759	1.871	76.04	10:55:24.821
3 -	1:58.321	2.433	75.67	10:57:23.142
4 -	1:55.888 (1)		77.26	10:59:19.030
5 -	1:56.565 (2)	0.677	76.81	11:01:15.595

DIFF = Difference To Personal Best Lap

P23 63 Dan HARDY				
LAP	LAP TIME	DIFF	MPH	TIME OF DAY
1 -	2:03.328 (3)	6.968	72.60	10:53:50.073
2 -	1:56.360 (1)		76.95	10:55:46.433
3 -	1:56.722 (2)	0.362	76.71	10:57:43.155
4 -	1:58.843 P	2.483	75.34	10:59:41.998

P24 127 Adam GREEN				
LAP	LAP TIME	DIFF	MPH	TIME OF DAY
1 -	2:03.316	6.827	72.61	10:53:20.975
2 -	1:59.023	2.534	75.23	10:55:19.998
3 -	1:58.933 (3)	2.444	75.28	10:57:18.931
4 -	1:56.489 (1)		76.86	10:59:15.420
5 -	1:58.793 (2)	2.304	75.37	11:01:14.213

P25 78 Keith POVAH				
LAP	LAP TIME	DIFF	MPH	TIME OF DAY
1 -	2:02.123	5.416	73.32	10:53:34.326
2 -	1:59.149 (3)	2.442	75.15	10:55:33.475
3 -	1:57.825 (2)	1.118	75.99	10:57:31.300
4 -	1:59.289	2.582	75.06	10:59:30.589
5 -	1:56.707 (1)		76.72	11:01:27.296

P26 3 Paul ELLERKER				
LAP	LAP TIME	DIFF	MPH	TIME OF DAY
1 -	1:56.708 (1)		76.72	10:53:20.089
2 -	1:57.359 (2)	0.651	76.29	10:55:17.448

P27 57 Roy DEWHURST				
LAP	LAP TIME	DIFF	MPH	TIME OF DAY
1 -	2:05.711	8.431	71.23	10:53:48.197
2 -	1:59.319 (2)	2.039	75.04	10:55:47.516
3 -	1:59.491 (3)	2.211	74.93	10:57:47.007
4 -	1:57.280 (1)		76.35	10:59:44.287

P28 52 Gary JARMAN				
LAP	LAP TIME	DIFF	MPH	TIME OF DAY
1 -	2:05.095	6.186	71.58	10:53:17.880
2 -	2:01.488 (3)	2.579	73.70	10:55:19.368
3 -	2:01.940	3.031	73.43	10:57:21.308
4 -	1:58.909 (1)		75.30	10:59:20.217
5 -	1:59.054 (2)	0.145	75.21	11:01:19.271

P29 54 Eric GORRIDGE				
LAP	LAP TIME	DIFF	MPH	TIME OF DAY
1 -	2:08.529	9.165	69.66	10:53:53.002
2 -	1:59.364 (1)		75.01	10:55:52.366
3 -	1:59.474 (2)	0.110	74.94	10:57:51.840
4 -	2:02.362 (3)	2.998	73.18	10:59:54.202

P30 33 Carl JOHNSTONE				
LAP	LAP TIME	DIFF	MPH	TIME OF DAY
1 -	2:08.488	9.000	69.69	10:53:51.938
2 -	1:59.488 (1)		74.94	10:55:51.426
3 -	1:59.989 (2)	0.501	74.62	10:57:51.415
4 -	2:01.704 (3)	2.216	73.57	10:59:53.119

Weather / Track : Cloudy / Dry

Donington Park GP

Circuit Length = 2.4873 miles

Start: 10:48 Flag 10:59 End: 11:01

BMCRG-MRO Championships 2013 - Donington GP

EDlasia Formula 400 inc Sub 64 & Rookies

FREE PRACTICE - LAP ANALYSIS

DIFF = Difference To Personal Best Lap

P31 86 Matthew SCOTT				
LAP	LAP TIME	DIFF	MPH	TIME OF DAY
1 -	2:01.792	1.946	73.52	10:53:19.151
2 -	2:01.565	1.719	73.65	10:55:20.716
3 -	2:00.980 (2)	1.134	74.01	10:57:21.696
4 -	2:01.050 (3)	1.204	73.97	10:59:22.746
5 -	1:59.846 (1)		74.71	11:01:22.592

P32 25 Ben MILES				
LAP	LAP TIME	DIFF	MPH	TIME OF DAY
1 -	2:04.802	4.505	71.74	10:53:18.714
2 -	2:03.469	3.172	72.52	10:55:22.183
3 -	2:02.520 (3)	2.223	73.08	10:57:24.703
4 -	2:00.297 (1)		74.43	10:59:25.000
5 -	2:01.197 (2)	0.900	73.88	11:01:26.197

P33 41 Paul BOWLING				
LAP	LAP TIME	DIFF	MPH	TIME OF DAY
1 -	2:00.329 (1)		74.41	10:53:07.140
2 -	2:03.005	2.676	72.79	10:55:10.145
3 -	2:02.087 (3)	1.758	73.34	10:57:12.232
4 -	2:01.888 (2)	1.559	73.46	10:59:14.120
5 -	2:07.923	7.594	69.99	11:01:22.043

P34 135 Louise ROUT				
LAP	LAP TIME	DIFF	MPH	TIME OF DAY
1 -	2:04.751	4.209	71.77	10:53:59.340
2 -	2:02.422 (3)	1.880	73.14	10:56:01.762
3 -	2:00.542 (1)		74.28	10:58:02.304
4 -	2:00.922 (2)	0.380	74.05	11:00:03.226

P35 32 Robin HOMEWOOD				
LAP	LAP TIME	DIFF	MPH	TIME OF DAY
1 -	2:04.619 (3)	4.011	71.85	10:53:36.169
2 -	2:07.891	7.283	70.01	10:55:44.060
3 -	2:02.924 (2)	2.316	72.84	10:57:46.984
4 -	2:00.608 (1)		74.24	10:59:47.592

P36 38 Tom SAVILLE				
LAP	LAP TIME	DIFF	MPH	TIME OF DAY
1 -	2:05.025	3.385	71.62	10:53:17.027
2 -	2:01.845 (3)	0.205	73.49	10:55:18.872
3 -	2:01.659 (2)	0.019	73.60	10:57:20.531
4 -	2:01.640 (1)		73.61	10:59:22.171
5 -	2:12.116	10.476	67.77	11:01:34.287

P37 58 Steve YOUNG				
LAP	LAP TIME	DIFF	MPH	TIME OF DAY
1 -	2:08.674	6.333	69.59	10:53:41.857
2 -	2:04.119 (2)	1.778	72.14	10:55:45.976
3 -	2:05.267 (3)	2.926	71.48	10:57:51.243
4 -	2:02.341 (1)		73.19	10:59:53.584

P38 39 Elwyn FRYER				
LAP	LAP TIME	DIFF	MPH	TIME OF DAY
1 -	2:15.899	8.385	65.89	10:53:56.344
2 -	2:07.686 (3)	0.172	70.12	10:56:04.030

DIFF = Difference To Personal Best Lap

3 -	2:07.571 (2)	0.057	70.19	10:58:11.601
4 -	2:07.514 (1)		70.22	11:00:19.115

P39 17 Ben BURNAL				
LAP	LAP TIME	DIFF	MPH	TIME OF DAY
1 -	2:12.010 (3)	3.733	67.83	10:53:52.782
2 -	2:08.277 (1)		69.80	10:56:01.059
3 -	2:09.824 (2)	1.547	68.97	10:58:10.883
4 -	2:21.823 P	13.546	63.13	11:00:32.706

P40 121 Davinia DOVE				
LAP	LAP TIME	DIFF	MPH	TIME OF DAY
1 -	2:17.976 (3)	6.891	64.89	10:53:57.315
2 -	2:11.085 (1)		68.31	10:56:08.400
3 -	2:11.358 (2)	0.273	68.16	10:58:19.758
4 -	2:17.568 P	6.483	65.09	11:00:37.326

P41 28 Kurt HODGSON				
LAP	LAP TIME	DIFF	MPH	TIME OF DAY
1 -	2:13.121 (1)		67.26	10:57:03.030

P42 117 Jack NEWMAN				
LAP	LAP TIME	DIFF	MPH	TIME OF DAY
1 -	2:32.491	7.685	58.72	10:54:03.595
2 -	2:25.014 (2)	0.208	61.74	10:56:28.609
3 -	2:24.806 (1)		61.83	10:58:53.415
4 -	2:25.028 (3)	0.222	61.74	11:01:18.443

P43 59 Danielle COOPER				
LAP	LAP TIME	DIFF	MPH	TIME OF DAY
1 -	2:34.019	7.281	58.13	10:54:05.385
2 -	2:31.161 (3)	4.423	59.23	10:56:36.546
3 -	2:28.781 (2)	2.043	60.18	10:59:05.327
4 -	2:26.738 (1)		61.02	11:01:32.065

Weather / Track : Cloudy / Dry

BMCRC-MRO Championships 2013 - Donington GP

EDlasia Formula 400 inc Sub 64 & Rookies

QUALIFYING - CLASSIFICATION



POS	NO	CL	PIC NAME	R	ENTRY	TIME	ON	LAPS	GAP	DIFF	MPH
1	14	S	1 Gary SMITH		Kawasaki - SDC Performance	1:46.112	4	6			84.38
2	4		1 Chris CAMPS		Kawasaki - thesportsinjuryclinic.org	1:46.167	4	6	0.055	0.055	84.34
3	48		2 Richie WELSH		Yamaha - Peter Fleming	1:46.410	5	7	0.298	0.243	84.15
4	45		3 Colin MARTIN		Kawasaki - David Simon Tuning	1:46.649	4	6	0.537	0.239	83.96
5	11		4 Daniel RUTH		Kawasaki -	1:46.699	3	6	0.587	0.050	83.92
6	72		5 Andrew GILL		Kawasaki - GC Bodyshop (Honeybourne)	1:47.539	6	7	1.427	0.840	83.26
7	8		6 Gary ELLIS		Kawasaki -	1:48.156	2	6	2.044	0.617	82.79
8	3		7 Paul ELLERKER		Kawasaki -	1:48.382	4	5	2.270	0.226	82.61
9	21		8 Alan WATSON		Kawasaki - Baker Racing	1:48.857	7	7	2.745	0.475	82.25
10	71		9 Daniel ANDERSON		Kawasaki -	1:48.913	3	4	2.801	0.056	82.21
11	75	S	2 Nick ANDERSON		Kawasaki - RMKD Kawasaki	1:50.089	3	6	3.977	1.176	81.33
12	66	S	3 James CASWELL-COX		Honda - David Simon/Sussex Rolling Road	1:50.643	5	6	4.531	0.554	80.93
13	73		10 Stephen BORN		Kawasaki - Alex Georgia Racing	1:50.796	3	6	4.684	0.153	80.81
14	35		11 Daniel INGHAM		Honda - Derek Jones Butchers	1:50.883	2	6	4.771	0.087	80.75
15	16	S	4 Matt BARBER	R	Yamaha - Wave Developments	1:50.885	6	6	4.773	0.002	80.75
16	50	S	5 Graham HIGLETT		Kawasaki - Face to Face Finance	1:51.092	3	6	4.980	0.207	80.60
17	9		12 Paul DAVIES	R	Kawasaki - LJ Racing	1:51.623	6	6	5.511	0.531	80.22
18	78	S	6 Keith POVAH		Honda - www.78plate.com	1:52.099	6	6	5.987	0.476	79.87
19	54		13 Eric GORRIDGE		Kawasaki -	1:52.314	4	6	6.202	0.215	79.72
20	25	S	7 Ben MILES		Yamaha -	1:52.400	6	6	6.288	0.086	79.66
21	27		14 Wes SMITH		Kawasaki -	1:52.494	3	6	6.382	0.094	79.59
22	63		15 Dan HARDY	R	Kawasaki -	1:52.997	5	6	6.885	0.503	79.24
23	68	S	8 Alan HUGHES	R	Kawasaki -	1:53.168	5	6	7.056	0.171	79.12
24	145		16 Peter MOORE		Yamaha - Curphs Cuttings	1:53.178	5	6	7.066	0.010	79.11
25	32	S	9 Robin HOMEWOOD		Honda - Ardingley Real Classic	1:53.207	5	6	7.095	0.029	79.09
26	101	S	10 Andy DAVIES		Yamaha - Gibson	1:53.225	6	6	7.113	0.018	79.08
27	86	S	11 Matthew SCOTT		Kawasaki -	1:53.301	6	6	7.189	0.076	79.03
28	33	S	12 Carl JOHNSTONE		Yamaha - BB Plastics	1:53.623	1	5	7.511	0.322	78.80
29	127	S	13 Adam GREEN	R	Kawasaki - RAFMSA	1:53.926	4	6	7.814	0.303	78.59
30	77		17 Ray PETTY		Kawasaki -	1:54.159	2	6	8.047	0.233	78.43
31	57		18 Roy DEWHURST		Kawasaki - Dawn	1:54.649	5	6	8.537	0.490	78.10
32	22	S	14 Dave HARVIEK		Honda - SW Roofing	1:55.535	2	3	9.423	0.886	77.50
33	52		19 Gary JARMAN		Kawasaki -	1:55.648	4	6	9.536	0.113	77.42
34	135	S	15 Louise ROUT		Kawasaki -	1:57.080	6	6	10.968	1.432	76.48
35	17	S	16 Ben BURNAL	R	Honda -	1:57.484	5	5	11.372	0.404	76.21
36	58		20 Steve YOUNG		Kawasaki - Cadmatic	2:00.995	5	5	14.883	3.511	74.00
37	39	S	17 Elwyn FRYER	R	Kawasaki - MJOLNIR Racing	2:01.716	3	5	15.604	0.721	73.56
38	28	S	18 Kurt HODGSON	R	Honda -	2:02.124	5	5	16.012	0.408	73.32
39	121	S	19 Davinia DOVE		Honda - Rikfit.com/C&B Mann	2:02.798	2	3	16.686	0.674	72.92
40	38		21 Tom SAVILLE		Kawasaki - Sabre Engineering	2:03.564	2	3	17.452	0.766	72.46
41	41	S	20 Paul BOWLING		Yamaha -	2:04.300	1	3	18.188	0.736	72.03
42	59	S	21 Danielle COOPER	R	Kawasaki -	2:18.947	5	5	32.835	14.647	64.44
43	117	S	22 Jack NEWMAN	R	Honda - Hazard Racing	2:23.100	5	5	36.988	4.153	62.57

Donington Park GP
 Circuit Length = 2.4873 miles
 Start: 14:01 Flag 14:14 End: 14:16

Weather / Track : Cloudy / Dry

These results are provisional until the conclusion of any judicial and technical matters.

Clerk Of Course :	Timekeeper :
-------------------	--------------

Results can be found at www.tsl-timing.com

Printed - 14:17 Saturday, 27 July 2013



BMCRG-MRO Championships 2013 - Donington GP

EDlasia Formula 400 inc Sub 64 & Rookies

QUALIFYING - LAP ANALYSIS

DIFF = Difference To Personal Best Lap

P1 14 Gary SMITH				
LAP	LAP TIME	DIFF	MPH	TIME OF DAY
1 -	1:48.342	2.230	82.64	14:07:12.882
2 -	1:47.554 (3)	1.442	83.25	14:09:00.436
3 -	1:48.880	2.768	82.24	14:10:49.316
4 -	1:46.112 (1)		84.38	14:12:35.428
5 -	1:47.347 (2)	1.235	83.41	14:14:22.775
6 -	1:54.004 P	7.892	78.54	14:16:16.779

P2 4 Chris CAMPS				
LAP	LAP TIME	DIFF	MPH	TIME OF DAY
1 -	1:46.958 (3)	0.791	83.71	14:06:47.085
2 -	1:47.116	0.949	83.59	14:08:34.201
3 -	1:48.020	1.853	82.89	14:10:22.221
4 -	1:46.167 (1)		84.34	14:12:08.388
5 -	1:48.049	1.882	82.87	14:13:56.437
6 -	1:46.729 (2)	0.562	83.89	14:15:43.166

P3 48 Richie WELSH				
LAP	LAP TIME	DIFF	MPH	TIME OF DAY
1 -	1:47.886	1.476	82.99	14:05:33.054
2 -	1:47.266	0.856	83.47	14:07:20.320
3 -	1:47.197 (3)	0.787	83.53	14:09:07.517
4 -	1:46.645 (2)	0.235	83.96	14:10:54.162
5 -	1:46.410 (1)		84.15	14:12:40.572
6 -	1:48.409	1.999	82.59	14:14:28.981
7 -	1:52.661 P	6.251	79.48	14:16:21.642

P4 45 Colin MARTIN				
LAP	LAP TIME	DIFF	MPH	TIME OF DAY
1 -	1:49.177	2.528	82.01	14:06:06.694
2 -	1:48.358	1.709	82.63	14:07:55.052
3 -	1:47.409 (3)	0.760	83.36	14:09:42.461
4 -	1:46.649 (1)		83.96	14:11:29.110
5 -	1:47.843	1.194	83.03	14:13:16.953
6 -	1:47.177 (2)	0.528	83.54	14:15:04.130

P5 11 Daniel RUTH				
LAP	LAP TIME	DIFF	MPH	TIME OF DAY
1 -	1:49.570	2.871	81.72	14:06:31.009
2 -	1:47.444	0.745	83.34	14:08:18.453
3 -	1:46.699 (1)		83.92	14:10:05.152
4 -	1:47.013 (2)	0.314	83.67	14:11:52.165
5 -	1:48.563	1.864	82.48	14:13:40.728
6 -	1:47.354 (3)	0.655	83.41	14:15:28.082

P6 72 Andrew GILL				
LAP	LAP TIME	DIFF	MPH	TIME OF DAY
1 -	1:48.132 (3)	0.593	82.81	14:05:38.715
2 -	1:48.596	1.057	82.45	14:07:27.311
3 -	1:47.793 (2)	0.254	83.07	14:09:15.104
4 -	1:50.835	3.296	80.79	14:11:05.939
5 -	1:49.145	1.606	82.04	14:12:55.084
6 -	1:47.539 (1)		83.26	14:14:42.623
7 -	1:50.418	2.879	81.09	14:16:33.041

P7 8 Gary ELLIS				
LAP	LAP TIME	DIFF	MPH	TIME OF DAY
1 -	1:48.132 (3)	0.593	82.81	14:05:38.715
2 -	1:48.596	1.057	82.45	14:07:27.311
3 -	1:47.793 (2)	0.254	83.07	14:09:15.104
4 -	1:50.835	3.296	80.79	14:11:05.939
5 -	1:49.145	1.606	82.04	14:12:55.084
6 -	1:47.539 (1)		83.26	14:14:42.623
7 -	1:50.418	2.879	81.09	14:16:33.041

DIFF = Difference To Personal Best Lap

1 -	1:48.779 (3)	0.623	82.31	14:05:36.506
2 -	1:48.156 (1)		82.79	14:07:24.662
3 -	1:48.486 (2)	0.330	82.54	14:09:13.148
4 -	1:49.286	1.130	81.93	14:11:02.434
5 -	1:54.379	6.223	78.28	14:12:56.813
6 -	2:02.868 P	14.712	72.87	14:14:59.681

P8 3 Paul ELLERKER				
LAP	LAP TIME	DIFF	MPH	TIME OF DAY
1 -	1:48.926 (2)	0.544	82.20	14:05:35.494
2 -	1:49.809	1.427	81.54	14:07:25.303
3 -	1:49.136 (3)	0.754	82.04	14:09:14.439
4 -	1:48.382 (1)		82.61	14:11:02.821
5 -	1:49.453	1.071	81.81	14:12:52.274

P9 21 Alan WATSON				
LAP	LAP TIME	DIFF	MPH	TIME OF DAY
1 -	1:50.984	2.127	80.68	14:05:37.913
2 -	1:50.146	1.289	81.29	14:07:28.059
3 -	1:50.540	1.683	81.00	14:09:18.599
4 -	1:49.959 (3)	1.102	81.43	14:11:08.558
5 -	1:49.619 (2)	0.762	81.68	14:12:58.177
6 -	1:50.028	1.171	81.38	14:14:48.205
7 -	1:48.857 (1)		82.25	14:16:37.062

P10 71 Daniel ANDERSON				
LAP	LAP TIME	DIFF	MPH	TIME OF DAY
1 -	1:49.827 (3)	0.914	81.53	14:06:48.013
2 -	1:49.586 (2)	0.673	81.71	14:08:37.599
3 -	1:48.913 (1)		82.21	14:10:26.512
4 -	1:57.458 P	8.545	76.23	14:12:23.970

P11 75 Nick ANDERSON				
LAP	LAP TIME	DIFF	MPH	TIME OF DAY
1 -	1:52.642	2.553	79.49	14:06:55.939
2 -	1:53.442	3.353	78.93	14:08:49.381
3 -	1:50.089 (1)		81.33	14:10:39.470
4 -	1:52.404 (3)	2.315	79.66	14:12:31.874
5 -	1:53.547	3.458	78.86	14:14:25.421
6 -	1:52.276 (2)	2.187	79.75	14:16:17.697

P12 66 James CASWELL-COX				
LAP	LAP TIME	DIFF	MPH	TIME OF DAY
1 -	1:53.613	2.970	78.81	14:06:53.616
2 -	1:52.388	1.745	79.67	14:08:46.004
3 -	1:51.778	1.135	80.10	14:10:37.782
4 -	1:50.702 (2)	0.059	80.88	14:12:28.484
5 -	1:50.643 (1)		80.93	14:14:19.127
6 -	1:50.945 (3)	0.302	80.71	14:16:10.072

P13 73 Stephen BORN				
LAP	LAP TIME	DIFF	MPH	TIME OF DAY
1 -	1:56.407	5.611	76.92	14:06:19.137
2 -	1:57.878	7.082	75.96	14:08:17.015
3 -	1:50.796 (1)		80.81	14:10:07.811
4 -	1:52.149 (2)	1.353	79.84	14:11:59.960
5 -	1:54.282 (3)	3.486	78.35	14:13:54.242
6 -	1:54.320	3.524	78.32	14:15:48.562

Donington Park GP

Circuit Length = 2.4873 miles

Start: 14:01 Flag 14:14 End: 14:16

Weather / Track : Cloudy / Dry

BMCRG-MRO Championships 2013 - Donington GP

EDlasia Formula 400 inc Sub 64 & Rookies

QUALIFYING - LAP ANALYSIS

DIFF = Difference To Personal Best Lap

P14 35 Daniel INGHAM				
LAP	LAP TIME	DIFF	MPH	TIME OF DAY
1 -	1:52.743	1.860	79.42	14:06:36.066
2 -	1:50.883 (1)		80.75	14:08:26.949
3 -	1:51.130 (3)	0.247	80.57	14:10:18.079
4 -	1:52.048	1.165	79.91	14:12:10.127
5 -	1:51.842	0.959	80.06	14:14:01.969
6 -	1:50.980 (2)	0.097	80.68	14:15:52.949

P15 16 Matt BARBER				
LAP	LAP TIME	DIFF	MPH	TIME OF DAY
1 -	1:54.668	3.783	78.09	14:06:19.496
2 -	1:53.642	2.757	78.79	14:08:13.138
3 -	1:52.135	1.250	79.85	14:10:05.273
4 -	1:51.180 (2)	0.295	80.54	14:11:56.453
5 -	1:51.561 (3)	0.676	80.26	14:13:48.014
6 -	1:50.885 (1)		80.75	14:15:38.899

P16 50 Graham HIGLETT				
LAP	LAP TIME	DIFF	MPH	TIME OF DAY
1 -	1:54.091	2.999	78.48	14:06:40.171
2 -	1:52.447	1.355	79.63	14:08:32.618
3 -	1:51.092 (1)		80.60	14:10:23.710
4 -	1:51.771 (3)	0.679	80.11	14:12:15.481
5 -	1:51.442 (2)	0.350	80.35	14:14:06.923
6 -	1:52.152	1.060	79.84	14:15:59.075

P17 9 Paul DAVIES				
LAP	LAP TIME	DIFF	MPH	TIME OF DAY
1 -	1:52.061 (2)	0.438	79.90	14:05:44.007
2 -	1:52.352	0.729	79.70	14:07:36.359
3 -	1:52.246 (3)	0.623	79.77	14:09:28.605
4 -	1:53.618	1.995	78.81	14:11:22.223
5 -	1:54.961	3.338	77.89	14:13:17.184
6 -	1:51.623 (1)		80.22	14:15:08.807

P18 78 Keith POVAH				
LAP	LAP TIME	DIFF	MPH	TIME OF DAY
1 -	1:55.944	3.845	77.23	14:07:04.089
2 -	1:56.818	4.719	76.65	14:09:00.907
3 -	1:55.409	3.310	77.58	14:10:56.316
4 -	1:54.487 (3)	2.388	78.21	14:12:50.803
5 -	1:52.925 (2)	0.826	79.29	14:14:43.728
6 -	1:52.099 (1)		79.87	14:16:35.827

P19 54 Eric GORRIDGE				
LAP	LAP TIME	DIFF	MPH	TIME OF DAY
1 -	1:55.370	3.056	77.61	14:06:18.242
2 -	1:55.685	3.371	77.40	14:08:13.927
3 -	1:52.451 (2)	0.137	79.62	14:10:06.378
4 -	1:52.314 (1)		79.72	14:11:58.692
5 -	1:54.646 (3)	2.332	78.10	14:13:53.338
6 -	1:59.891	7.577	74.68	14:15:53.229

P20 25 Ben MILES				
LAP	LAP TIME	DIFF	MPH	TIME OF DAY
1 -	1:56.004	3.604	77.19	14:06:04.895
2 -	1:53.025 (2)	0.625	79.22	14:07:57.920

DIFF = Difference To Personal Best Lap

3 -	1:53.521 (3)	1.121	78.87	14:09:51.441
4 -	1:58.320	5.920	75.67	14:11:49.761
5 -	1:54.645	2.245	78.10	14:13:44.406
6 -	1:52.400 (1)		79.66	14:15:36.806

P21 27 Wes SMITH				
LAP	LAP TIME	DIFF	MPH	TIME OF DAY
1 -	1:52.925 (2)	0.431	79.29	14:06:04.501
2 -	1:54.143	1.649	78.44	14:07:58.644
3 -	1:52.494 (1)		79.59	14:09:51.138
4 -	1:53.578	1.084	78.83	14:11:44.716
5 -	1:54.579	2.085	78.15	14:13:39.295
6 -	1:53.272 (3)	0.778	79.05	14:15:32.567

P22 63 Dan HARDY				
LAP	LAP TIME	DIFF	MPH	TIME OF DAY
1 -	1:55.448	2.451	77.56	14:07:03.712
2 -	1:56.052	3.055	77.15	14:08:59.764
3 -	1:53.812 (2)	0.815	78.67	14:10:53.576
4 -	1:54.083 (3)	1.086	78.49	14:12:47.659
5 -	1:52.997 (1)		79.24	14:14:40.656
6 -	1:54.464	1.467	78.22	14:16:35.120

P23 68 Alan HUGHES				
LAP	LAP TIME	DIFF	MPH	TIME OF DAY
1 -	1:54.004	0.836	78.54	14:06:42.551
2 -	1:53.617 (2)	0.449	78.81	14:08:36.168
3 -	1:54.185	1.017	78.42	14:10:30.353
4 -	1:53.735 (3)	0.567	78.73	14:12:24.088
5 -	1:53.168 (1)		79.12	14:14:17.256
6 -	2:08.476 P	15.308	69.69	14:16:25.732

P24 145 Peter MOORE				
LAP	LAP TIME	DIFF	MPH	TIME OF DAY
1 -	1:55.433 (3)	2.255	77.57	14:07:02.870
2 -	1:56.959	3.781	76.56	14:08:59.829
3 -	1:56.593	3.415	76.80	14:10:56.422
4 -	1:54.185 (2)	1.007	78.42	14:12:50.607
5 -	1:53.178 (1)		79.11	14:14:43.785
6 -	2:03.238 P	10.060	72.65	14:16:47.023

P25 32 Robin HOMEWOOD				
LAP	LAP TIME	DIFF	MPH	TIME OF DAY
1 -	1:54.119	0.912	78.46	14:06:56.447
2 -	1:55.046	1.839	77.83	14:08:51.493
3 -	1:54.113 (3)	0.906	78.47	14:10:45.606
4 -	1:53.453 (2)	0.246	78.92	14:12:39.059
5 -	1:53.207 (1)		79.09	14:14:32.266
6 -	1:54.486	1.279	78.21	14:16:26.752

P26 101 Andy DAVIES				
LAP	LAP TIME	DIFF	MPH	TIME OF DAY
1 -	1:54.684	1.459	78.07	14:06:01.718
2 -	1:54.463 (2)	1.238	78.23	14:07:56.181
3 -	1:54.593 (3)	1.368	78.14	14:09:50.774
4 -	1:55.691	2.466	77.39	14:11:46.465
5 -	1:56.687	3.462	76.73	14:13:43.152
6 -	1:53.225 (1)		79.08	14:15:36.377

Weather / Track : Cloudy / Dry

Donington Park GP

Circuit Length = 2.4873 miles

Start: 14:01 Flag 14:14 End: 14:16

BMCR-C MRO Championships 2013 - Donington GP

EDlasia Formula 400 inc Sub 64 & Rookies

QUALIFYING - LAP ANALYSIS

DIFF = Difference To Personal Best Lap

P27 86 Matthew SCOTT				
LAP	LAP TIME	DIFF	MPH	TIME OF DAY
1 -	1:57.434	4.133	76.25	14:06:41.750
2 -	1:55.641	2.340	77.43	14:08:37.391
3 -	1:58.095	4.794	75.82	14:10:35.486
4 -	1:55.016 (2)	1.715	77.85	14:12:30.502
5 -	1:55.563 (3)	2.262	77.48	14:14:26.065
6 -	1:53.301 (1)		79.03	14:16:19.366

P28 33 Carl JOHNSTONE				
LAP	LAP TIME	DIFF	MPH	TIME OF DAY
1 -	1:53.623 (1)		78.80	14:06:10.886
2 -	1:54.167 (3)	0.544	78.43	14:08:05.053
3 -	1:54.013 (2)	0.390	78.53	14:09:59.066
4 -	1:54.578	0.955	78.15	14:11:53.644
5 -	2:01.239 P	7.616	73.85	14:13:54.883

P29 127 Adam GREEN				
LAP	LAP TIME	DIFF	MPH	TIME OF DAY
1 -	1:59.033	5.107	75.22	14:06:26.147
2 -	1:55.336	1.410	77.63	14:08:21.483
3 -	1:55.949	2.023	77.22	14:10:17.432
4 -	1:53.926 (1)		78.59	14:12:11.358
5 -	1:53.949 (2)	0.023	78.58	14:14:05.307
6 -	1:54.268 (3)	0.342	78.36	14:15:59.575

P30 77 Ray PETTY				
LAP	LAP TIME	DIFF	MPH	TIME OF DAY
1 -	1:56.188	2.029	77.06	14:06:24.275
2 -	1:54.159 (1)		78.43	14:08:18.434
3 -	1:54.231 (2)	0.072	78.38	14:10:12.665
4 -	1:54.776	0.617	78.01	14:12:07.441
5 -	1:55.936	1.777	77.23	14:14:03.377
6 -	1:54.308 (3)	0.149	78.33	14:15:57.685

P31 57 Roy DEWHURST				
LAP	LAP TIME	DIFF	MPH	TIME OF DAY
1 -	1:59.020	4.371	75.23	14:06:24.574
2 -	1:56.633 (3)	1.984	76.77	14:08:21.207
3 -	1:58.258	3.609	75.71	14:10:19.465
4 -	1:55.443 (2)	0.794	77.56	14:12:14.908
5 -	1:54.649 (1)		78.10	14:14:09.557
6 -	1:56.988	2.339	76.54	14:16:06.545

P32 22 Dave HARVIEK				
LAP	LAP TIME	DIFF	MPH	TIME OF DAY
1 -	1:58.321 (2)	2.786	75.67	14:06:33.933
2 -	1:55.535 (1)		77.50	14:08:29.468
3 -	2:04.585 P	9.050	71.87	14:10:34.053

P33 52 Gary JARMAN				
LAP	LAP TIME	DIFF	MPH	TIME OF DAY
1 -	1:58.883	3.235	75.32	14:06:41.454
2 -	1:55.665 (2)	0.017	77.41	14:08:37.119
3 -	1:57.371	1.723	76.29	14:10:34.490
4 -	1:55.648 (1)		77.42	14:12:30.138
5 -	1:55.811 (3)	0.163	77.31	14:14:25.949
6 -	1:58.147	2.499	75.79	14:16:24.096

DIFF = Difference To Personal Best Lap

P34 135 Louise ROUT				
LAP	LAP TIME	DIFF	MPH	TIME OF DAY
1 -	2:02.060	4.980	73.36	14:06:36.179
2 -	1:59.826	2.746	74.72	14:08:36.005
3 -	2:00.523	3.443	74.29	14:10:36.528
4 -	1:59.152 (3)	2.072	75.15	14:12:35.680
5 -	1:58.497 (2)	1.417	75.56	14:14:34.177
6 -	1:57.080 (1)		76.48	14:16:31.257

P35 17 Ben BURNAL				
LAP	LAP TIME	DIFF	MPH	TIME OF DAY
1 -	2:01.162	3.678	73.90	14:07:29.532
2 -	1:58.891 (3)	1.407	75.31	14:09:28.423
3 -	2:02.197	4.713	73.27	14:11:30.620
4 -	1:58.773 (2)	1.289	75.39	14:13:29.393
5 -	1:57.484 (1)		76.21	14:15:26.877

P36 58 Steve YOUNG				
LAP	LAP TIME	DIFF	MPH	TIME OF DAY
1 -	2:03.995	3.000	72.21	14:06:57.479
2 -	2:03.934	2.939	72.25	14:09:01.413
3 -	2:03.220 (3)	2.225	72.67	14:11:04.633
4 -	2:01.274 (2)	0.279	73.83	14:13:05.907
5 -	2:00.995 (1)		74.00	14:15:06.902

P37 39 Elwyn FRYER				
LAP	LAP TIME	DIFF	MPH	TIME OF DAY
1 -	2:03.314	1.598	72.61	14:06:55.634
2 -	2:02.818	1.102	72.90	14:08:58.452
3 -	2:01.716 (1)		73.56	14:11:00.168
4 -	2:02.104 (3)	0.388	73.33	14:13:02.272
5 -	2:02.025 (2)	0.309	73.38	14:15:04.297

P38 28 Kurt HODGSON				
LAP	LAP TIME	DIFF	MPH	TIME OF DAY
1 -	2:05.273	3.149	71.47	14:07:24.197
2 -	2:02.608 (3)	0.484	73.03	14:09:26.805
3 -	2:06.018	3.894	71.05	14:11:32.823
4 -	2:02.333 (2)	0.209	73.19	14:13:35.156
5 -	2:02.124 (1)		73.32	14:15:37.280

P39 121 Davinia DOVE				
LAP	LAP TIME	DIFF	MPH	TIME OF DAY
1 -	2:03.949 (2)	1.151	72.24	14:06:17.543
2 -	2:02.798 (1)		72.92	14:08:20.341
3 -	2:10.274 P	7.476	68.73	14:10:30.615

P40 38 Tom SAVILLE				
LAP	LAP TIME	DIFF	MPH	TIME OF DAY
1 -	2:08.007 (3)	4.443	69.95	14:06:49.509
2 -	2:03.564 (1)		72.46	14:08:53.073
3 -	2:03.994 (2)	0.430	72.21	14:10:57.067

P41 41 Paul BOWLING				
LAP	LAP TIME	DIFF	MPH	TIME OF DAY
1 -	2:04.300 (1)		72.03	14:06:28.144

Weather / Track : Cloudy / Dry

BMCRC-MRO Championships 2013 - Donington GP

EDlasia Formula 400 inc Sub 64 & Rookies

QUALIFYING - LAP ANALYSIS

DIFF = Difference To Personal Best Lap

2 -	2:04.456 (2)	0.156	71.94	14:08:32.600
3 -	2:11.093 P	6.793	68.30	14:10:43.693

P42 59 Danielle COOPER

LAP	LAP TIME	DIFF	MPH	TIME OF DAY
1 -	2:23.646	4.699	62.33	14:06:53.920
2 -	2:22.602	3.655	62.79	14:09:16.522
3 -	2:22.015 (2)	3.068	63.05	14:11:38.537
4 -	2:22.403 (3)	3.456	62.88	14:14:00.940
5 -	2:18.947 (1)		64.44	14:16:19.887

P43 117 Jack NEWMAN

LAP	LAP TIME	DIFF	MPH	TIME OF DAY
1 -	2:26.373	3.273	61.17	14:06:49.224
2 -	2:25.045 (3)	1.945	61.73	14:09:14.269
3 -	2:24.082 (2)	0.982	62.14	14:11:38.351
4 -	2:25.922	2.822	61.36	14:14:04.273
5 -	2:23.100 (1)		62.57	14:16:27.373

BMCRC-MRO Championships 2013 - Donington GP

EDlasia Formula 400 inc Sub 64 & Rookies

RACE 10 - GRID



ROW 11			43	2:23.100	117	Jack NEWMAN	42	2:18.947	59	Danielle COOPER	41	2:04.300	41	Paul BOWLING			
ROW 10	40	2:03.564	38	Tom SAVILLE	39	2:02.798	121	Davinia DOVE	38	2:02.124	28	Kurt HODGSON	37	2:01.716	39	Elwyn FRYER	
ROW 9		2:00.995	36	58	Steve YOUNG	35	1:57.484	17	Ben BURNAL	34	1:57.080	135	Louise ROUT	33	1:55.648	52	Gary JARMAN
ROW 8	32	1:55.535	22	Dave HARVIEK	31	1:54.649	57	Roy DEWHURST	30	1:54.159	77	Ray PETTY	29	1:53.926	127	Adam GREEN	
ROW 7		1:53.623	28	33	Carl JOHNSTONE	27	1:53.301	86	Matthew SCOTT	26	1:53.225	101	Andy DAVIES	25	1:53.207	32	Robin HOMEWOOD
ROW 6	24	1:53.178	145	Peter MOORE	23	1:53.168	68	Alan HUGHES	22	1:52.997	63	Dan HARDY	21	1:52.494	27	Wes SMITH	
ROW 5		1:52.400	20	25	Ben MILES	19	1:52.314	54	Eric GORRIDGE	18	1:52.099	78	Keith POVAH	17	1:51.623	9	Paul DAVIES
ROW 4	16	1:51.092	50	Graham HIGLETT	15	1:50.885	16	Matt BARBER	14	1:50.883	35	Daniel INGHAM	13	1:50.796	73	Stephen BORN	
ROW 3		1:50.643	12	66	James CASWELL-COX	11	1:50.089	75	Nick ANDERSON	10	1:48.913	71	Daniel ANDERSON	9	1:48.857	21	Alan WATSON
ROW 2	8	1:48.382	3	Paul ELLERKER	7	1:48.156	8	Gary ELLIS	6	1:47.539	72	Andrew GILL	5	1:46.699	11	Daniel RUTH	
ROW 1		1:46.649	4	45	Colin MARTIN	3	1:46.410	48	Richie WELSH	2	1:46.167	4	Chris CAMPS	1	1:46.112	14	Gary SMITH
																Pole	

Donington Park GP
Circuit Length = 2.4873 miles

These results are provisional until the conclusion of any judicial and technical matters.

Clerk Of Course :	Timekeeper :
-------------------	--------------

Results can be found at www.tsl-timing.com

Printed - 14:19 Saturday, 27 July 2013



BMCRC-MRO Championships 2013 - Donington GP

EDlasia Formula 400 inc Sub 64 & Rookies

RACE 10 - CLASSIFICATION



POS	NO	CL	PIC NAME	R	ENTRY	LAPS	TIME	GAP	DIFF	MPH	BEST	ON
1	48		1 Richie WELSH		Yamaha - Peter Fleming	7	12:32.047			83.34	1:45.842	7
2	14	S	1 Gary SMITH		Kawasaki - SDC Performance	7	12:39.592	7.545	7.545	82.51	1:46.879	5
3	3		2 Paul ELLERKER		Kawasaki -	7	12:40.931	8.884	1.339	82.37	1:46.746	6
4	72		3 Andrew GILL		Kawasaki - GC Bodyshop (Honeybourne)	7	12:43.709	11.662	2.778	82.07	1:47.314	7
5	8		4 Gary ELLIS		Kawasaki -	7	12:48.112	16.065	4.403	81.60	1:47.252	6
6	21		5 Alan WATSON		Kawasaki - Baker Racing	7	12:49.479	17.432	1.367	81.45	1:47.110	6
7	75	S	2 Nick ANDERSON		Kawasaki - RMKD Kawasaki	7	12:56.674	24.627	7.195	80.70	1:48.420	7
8	66	S	3 James CASWELL-COX		Honda - David Simon/Sussex Rolling Road	7	12:57.340	25.293	0.666	80.63	1:48.456	7
9	71		6 Daniel ANDERSON		Kawasaki -	7	12:57.408	25.361	0.068	80.62	1:48.687	5
10	35		7 Daniel INGHAM		Honda - Derek Jones Butchers	7	12:58.116	26.069	0.708	80.55	1:48.644	7
11	50	S	4 Graham HIGLETT		Kawasaki - Face to Face Finance	7	12:58.721	26.674	0.605	80.49	1:49.532	7
12	54		8 Eric GORRIDGE		Kawasaki -	7	13:12.612	40.565	13.891	79.08	1:51.253	3
13	68	S	5 Alan HUGHES	R	Kawasaki -	7	13:13.962	41.915	1.350	78.94	1:51.574	7
14	86	S	6 Matthew SCOTT		Kawasaki -	7	13:18.408	46.361	4.446	78.50	1:52.359	7
15	25	S	7 Ben MILES		Yamaha -	7	13:19.178	47.131	0.770	78.43	1:51.367	7
16	27		9 Wes SMITH		Kawasaki -	7	13:20.612	48.565	1.434	78.29	1:52.461	5
17	127	S	8 Adam GREEN	R	Kawasaki - RAFMSA	7	13:20.837	48.790	0.225	78.26	1:51.213	7
18	16	S	9 Matt BARBER	R	Yamaha - Wave Developments	7	13:21.280	49.233	0.443	78.22	1:52.259	6
19	101	S	10 Andy DAVIES		Yamaha - Gibson	7	13:21.296	49.249	0.016	78.22	1:52.530	5
20	78	S	11 Keith POVAH		Honda - www.78plate.com	7	13:27.675	55.628	6.379	77.60	1:52.085	7
21	57		10 Roy DEWHURST		Kawasaki - Dawn	7	13:28.578	56.531	0.903	77.52	1:52.356	7
22	32	S	12 Robin HOMEWOOD		Honda - Ardingley Real Classic	7	13:30.422	58.375	1.844	77.34	1:52.831	4
23	33	S	13 Carl JOHNSTONE		Yamaha - BB Plastics	7	13:40.623	1:08.576	10.201	76.38	1:54.959	6
24	22	S	14 Dave HARVIEK		Honda - SW Roofing	7	13:41.070	1:09.023	0.447	76.34	1:53.864	5
25	9		11 Paul DAVIES	R	Kawasaki - LJ Racing	7	13:41.861	1:09.814	0.791	76.26	1:51.712	7
26	77		12 Ray PETTY		Kawasaki -	7	13:43.086	1:11.039	1.225	76.15	1:54.668	5
27	135	S	15 Louise ROUT		Kawasaki -	7	13:59.207	1:27.160	16.121	74.69	1:57.931	3
28	17	S	16 Ben BURNAL	R	Honda -	7	14:10.716	1:38.669	11.509	73.68	1:59.031	6
29	58		13 Steve YOUNG		Kawasaki - Cadmatic	7	14:15.820	1:43.773	5.104	73.24	1:59.528	5
30	121	S	17 Davinia DOVE		Honda - Rikfit.com/C&B Mann	7	14:16.428	1:44.381	0.608	73.18	1:58.992	5
31	39	S	18 Elwyn FRYER	R	Kawasaki - MJOLNIR Racing	7	14:17.581	1:45.534	1.153	73.09	1:58.809	7
32	28	S	19 Kurt HODGSON	R	Honda -	7	14:19.283	1:47.236	1.702	72.94	1:58.531	5
33	38		14 Tom SAVILLE		Kawasaki - Sabre Engineering	7	14:20.624	1:48.577	1.341	72.83	1:59.133	7
34	59	S	20 Danielle COOPER	R	Kawasaki -	6	14:00.744	1 Lap	1 Lap	63.90	2:18.664	6
35	117	S	21 Jack NEWMAN	R	Honda - Hazard Racing	6	14:20.376	1 Lap	19.632	62.44	2:20.814	5

NOT CLASSIFIED

DNF	11		Daniel RUTH		Kawasaki -	6	11:03.120	1 Lap		81.02	1:45.747	5
DNF	4		Chris CAMPS		Kawasaki - thesportsinjuryclinic.org	1	1:52.180	6 Laps	5 Laps	79.82	1:52.180	1

FASTEST LAP

	11		Daniel RUTH		Kawasaki -	5	1:45.747			84.67 mph	136.27 kph	
	14	S	Gary SMITH		Kawasaki - SDC Performance	5	1:46.879			83.78 mph	134.83 kph	

Donington Park GP
Circuit Length = 2.4873 miles
Start: 09:44 Flag 09:57 End: 09:59

Weather / Track : Cloudy / Dry
These results are provisional until the conclusion of any judicial and technical matters.

Clerk Of Course :	Timekeeper :
-------------------	--------------

Results can be found at www.tsl-timing.com

Printed - 10:02 Sunday, 28 July 2013



BMCR-CRO Championships 2013 - Donington GP

EDlasia Formula 400 inc Sub 64 & Rookies

RACE 10 - LAP CHART

LAP 1		
NO	BEHIND	LAP TIME

4		1:52.180
48	0.362	1:52.542
14	0.641	1:52.821
11	0.991	1:53.171
3	1.459	1:53.639
72	1.636	1:53.816
71	3.494	1:55.674
21	3.601	1:55.781
75	4.577	1:56.757
35	4.820	1:57.000
8	4.916	1:57.096
66	5.772	1:57.952
50	5.979	1:58.159
16	7.020	1:59.200
54	7.341	1:59.521
68	8.559	2:00.739
9	8.820	2:01.000
101	9.259	2:01.439
86	9.322	2:01.502
27	10.590	2:02.770
25	11.227	2:03.407
78	11.864	2:04.044
33	11.993	2:04.173
127	12.010	2:04.190
32	13.140	2:05.320
57	13.356	2:05.536
77	14.782	2:06.962
22	15.696	2:07.876
135	16.536	2:08.716
17	17.344	2:09.524
28	19.071	2:11.251
58	19.327	2:11.507
39	20.095	2:12.275
121	20.871	2:13.051
38	21.844	2:14.024
59	29.588	2:21.768
117	38.271	2:30.451

LAP 2		
NO	BEHIND	LAP TIME

48		1:47.505
14	0.815	1:48.041
11	1.669	1:48.545
3	2.504	1:48.912
72	2.769	1:49.000
21	4.784	1:49.050
8	6.352	1:49.303
71	7.257	1:51.630
75	7.385	1:50.675
35	7.509	1:50.556
66	9.514	1:51.609
50	9.723	1:51.611
54	11.397	1:51.923
68	13.152	1:52.460
16	14.039	1:54.886
86	14.353	1:52.898
101	14.854	1:53.462
27	15.692	1:52.969
25	17.161	1:53.801
127	17.789	1:53.646
78	19.806	1:55.809
33	20.401	1:56.275

57	20.562	1:55.073
32	21.747	1:56.474
77	23.642	1:56.727
22	24.131	1:56.302
135	26.619	1:57.950
17	32.066	2:02.589
28	34.208	2:03.004
58	36.479	2:05.019
39	36.825	2:04.597
38	37.112	2:03.135
121	37.997	2:04.993
9	38.015	2:17.062
59	1:02.808	2:21.087
117	1:12.483	2:22.079

LAP 3		
NO	BEHIND	LAP TIME

48		1:46.545
14	1.930	1:47.660
11	2.612	1:47.488
3	4.300	1:48.341
72	4.756	1:48.532
21	8.022	1:49.783
8	8.954	1:49.147
71	11.775	1:51.063
75	12.106	1:51.266
35	12.371	1:51.407
66	12.945	1:49.976
50	13.319	1:50.141
54	16.105	1:51.253
68	18.974	1:52.367
86	20.382	1:52.574
27	22.244	1:53.097
101	22.441	1:54.132
16	23.059	1:55.565
127	24.827	1:53.583
25	25.326	1:54.710
57	28.022	1:54.005
78	29.401	1:56.140
32	30.119	1:54.917
33	30.500	1:56.644
77	33.093	1:55.996
22	33.730	1:56.144
135	38.005	1:57.931
9	45.208	1:53.738
17	45.406	1:59.885
28	48.477	2:00.814
58	50.204	2:00.270
38	51.536	2:00.969
39	52.124	2:01.844
121	52.781	2:01.329
59	1:36.041	2:19.778

LAP 4		
NO	BEHIND	LAP TIME

48		1:46.754
117	1 Lap	2:22.585
11	2.997	1:47.139
14	3.109	1:47.933
3	5.711	1:48.165
72	5.944	1:47.942
8	10.356	1:48.156
21	11.283	1:50.015
75	15.964	1:50.612

71	16.208	1:51.187
50	16.476	1:49.911
66	16.722	1:50.531
35	16.927	1:51.310
54	20.938	1:51.587
68	24.048	1:51.828
86	26.288	1:52.660
27	28.670	1:53.180
101	28.863	1:53.176
16	29.802	1:53.497
25	31.390	1:52.818
127	31.517	1:53.444
57	34.625	1:53.357
32	36.196	1:52.831
78	36.918	1:54.271
33	40.047	1:56.301
22	43.207	1:56.231
77	43.415	1:57.076
135	49.435	1:58.184
9	50.556	1:52.102
17	58.720	2:00.068
28	1:01.622	1:59.899
58	1:03.603	2:00.153
38	1:04.577	1:59.795
121	1:05.040	1:59.013
39	1:06.954	2:01.584

LAP 5		
NO	BEHIND	LAP TIME

48		1:46.772
11	1.972	1:45.747
14	3.216	1:46.879
3	6.855	1:47.916
72	8.510	1:49.338
8	12.879	1:49.295
21	13.511	1:49.000
71	18.123	1:48.687
75	18.780	1:49.588
66	19.363	1:49.413
50	19.422	1:49.718
35	19.873	1:49.718
59	1 Lap	2:19.226
54	25.884	1:51.718
68	29.361	1:52.085
86	32.134	1:52.618
27	34.359	1:52.461
101	34.621	1:52.530
25	36.207	1:51.589
117	1 Lap	2:21.585
16	36.637	1:53.607
127	36.915	1:52.170
57	41.530	1:53.677
32	42.817	1:53.393
78	42.879	1:52.733
33	49.848	1:56.573
22	50.299	1:53.864
77	51.311	1:54.668
9	57.200	1:53.416
135	1:00.768	1:58.105
17	1:11.756	1:59.808
28	1:13.381	1:58.531
58	1:16.359	1:59.528
121	1:17.260	1:58.992
38	1:18.297	2:00.492
39	1:19.667	1:59.485

LAP 6		
NO	BEHIND	LAP TIME

48		1:46.087
14	4.605	1:47.476
3	7.514	1:46.746
72	10.190	1:47.767
8	14.044	1:47.252
21	14.534	1:47.110
11	16.915	2:01.030 P
71	21.648	1:49.612
75	22.049	1:49.356
66	22.679	1:49.403
50	22.984	1:49.649
35	23.267	1:49.481
54	34.675	1:54.878
68	36.183	1:52.909
86	39.844	1:53.797
27	41.135	1:52.863
101	41.331	1:52.797
25	41.606	1:51.486
16	42.809	1:52.259
127	43.419	1:52.591
78	49.385	1:52.593
57	50.017	1:54.574
32	50.656	1:53.926
59	1 Lap	2:20.221
33	58.720	1:54.959
22	59.018	1:54.806
77	1:01.215	1:55.991
9	1:03.944	1:52.831
117	1 Lap	2:20.814
135	1:13.104	1:58.423
17	1:24.700	1:59.031
28	1:26.753	1:59.459
58	1:29.822	1:59.550
121	1:30.473	1:59.300
39	1:32.567	1:58.987
38	1:35.286	2:03.076

LAP 7		
NO	BEHIND	LAP TIME

48		1:45.842
14	7.545	1:48.782
3	8.884	1:47.212
72	11.662	1:47.314
8	16.065	1:47.863
21	17.432	1:48.740
75	24.627	1:48.420
66	25.293	1:48.456
71	25.361	1:49.555
35	26.069	1:48.644
50	26.674	1:49.532
54	40.565	1:51.732
68	41.915	1:51.574
86	46.361	1:52.359
25	47.131	1:51.367
27	48.565	1:53.272
127	48.790	1:51.213
16	49.233	1:52.266
101	49.249	1:53.760
78	55.628	1:52.085
57	56.531	1:52.356
32	58.375	1:53.561
33	1:08.576	1:55.698

22	1:09.023	1:55.847
9	1:09.814	1:51.712
77	1:11.039	1:55.666
135	1:27.160	1:59.898
59	1 Lap	2:18.664
17	1:38.669	1:59.811
58	1:43.773	1:59.793
121	1:44.381	1:59.750
39	1:45.534	1:58.809
28	1:47.236	2:06.325
117	1 Lap	2:22.862
38	1:48.577	1:59.133

Weather / Track : Cloudy / Dry

Donington Park GP
Circuit Length = 2.4873 miles
Start: 09:44 Flag 09:57 End: 09:59

BMCRG-MRO Championships 2013 - Donington GP

EDlasia Formula 400 inc Sub 64 & Rookies

RACE 10 - LAP ANALYSIS

DIFF = Difference To Personal Best Lap

P1 48 Richie WELSH				
LAP	LAP TIME	DIFF	MPH	TIME OF DAY
1 -	1:52.542	6.700	79.56	09:46:25.128
2 -	1:47.505	1.663	83.29	09:48:12.633
3 -	1:46.545 (3)	0.703	84.04	09:49:59.178
4 -	1:46.754	0.912	83.87	09:51:45.932
5 -	1:46.772	0.930	83.86	09:53:32.704
6 -	1:46.087 (2)	0.245	84.40	09:55:18.791
7 -	1:45.842 (1)		84.60	09:57:04.633

P2 14 Gary SMITH				
LAP	LAP TIME	DIFF	MPH	TIME OF DAY
1 -	1:52.821	5.942	79.36	09:46:25.407
2 -	1:48.041	1.162	82.88	09:48:13.448
3 -	1:47.660 (3)	0.781	83.17	09:50:01.108
4 -	1:47.933	1.054	82.96	09:51:49.041
5 -	1:46.879 (1)		83.78	09:53:35.920
6 -	1:47.476 (2)	0.597	83.31	09:55:23.396
7 -	1:48.782	1.903	82.31	09:57:12.178

P3 3 Paul ELLERKER				
LAP	LAP TIME	DIFF	MPH	TIME OF DAY
1 -	1:53.639	6.893	78.79	09:46:26.225
2 -	1:48.912	2.166	82.21	09:48:15.137
3 -	1:48.341	1.595	82.65	09:50:03.478
4 -	1:48.165	1.419	82.78	09:51:51.643
5 -	1:47.916 (3)	1.170	82.97	09:53:39.559
6 -	1:46.746 (1)		83.88	09:55:26.305
7 -	1:47.212 (2)	0.466	83.52	09:57:13.517

P4 72 Andrew GILL				
LAP	LAP TIME	DIFF	MPH	TIME OF DAY
1 -	1:53.816	6.502	78.67	09:46:26.402
2 -	1:49.000	1.686	82.15	09:48:15.402
3 -	1:48.532	1.218	82.50	09:50:03.934
4 -	1:47.942 (3)	0.628	82.95	09:51:51.876
5 -	1:49.338	2.024	81.89	09:53:41.214
6 -	1:47.767 (2)	0.453	83.09	09:55:28.981
7 -	1:47.314 (1)		83.44	09:57:16.295

P5 8 Gary ELLIS				
LAP	LAP TIME	DIFF	MPH	TIME OF DAY
1 -	1:57.096	9.844	76.47	09:46:29.682
2 -	1:49.303	2.051	81.92	09:48:18.985
3 -	1:49.147	1.895	82.04	09:50:08.132
4 -	1:48.156 (3)	0.904	82.79	09:51:56.288
5 -	1:49.295	2.043	81.92	09:53:45.583
6 -	1:47.252 (1)		83.48	09:55:32.835
7 -	1:47.863 (2)	0.611	83.01	09:57:20.698

P6 21 Alan WATSON				
LAP	LAP TIME	DIFF	MPH	TIME OF DAY
1 -	1:55.781	8.671	77.33	09:46:28.367
2 -	1:49.050	1.940	82.11	09:48:17.417
3 -	1:49.783	2.673	81.56	09:50:07.200
4 -	1:50.015	2.905	81.39	09:51:57.215
5 -	1:49.000 (3)	1.890	82.15	09:53:46.215
6 -	1:47.110 (1)		83.60	09:55:33.325
7 -	1:48.740 (2)	1.630	82.34	09:57:22.065

DIFF = Difference To Personal Best Lap

P7 75 Nick ANDERSON				
LAP	LAP TIME	DIFF	MPH	TIME OF DAY
1 -	1:56.757	8.337	76.69	09:46:29.343
2 -	1:50.675	2.255	80.90	09:48:20.018
3 -	1:51.266	2.846	80.47	09:50:11.284
4 -	1:50.612	2.192	80.95	09:52:01.896
5 -	1:49.588 (3)	1.168	81.71	09:53:51.484
6 -	1:49.356 (2)	0.936	81.88	09:55:40.840
7 -	1:48.420 (1)		82.59	09:57:29.260

P8 66 James CASWELL-COX				
LAP	LAP TIME	DIFF	MPH	TIME OF DAY
1 -	1:57.952	9.496	75.91	09:46:30.538
2 -	1:51.609	3.153	80.23	09:48:22.147
3 -	1:49.976	1.520	81.42	09:50:12.123
4 -	1:50.531	2.075	81.01	09:52:02.654
5 -	1:49.413 (3)	0.957	81.84	09:53:52.067
6 -	1:49.403 (2)	0.947	81.84	09:55:41.470
7 -	1:48.456 (1)		82.56	09:57:29.926

P9 71 Daniel ANDERSON				
LAP	LAP TIME	DIFF	MPH	TIME OF DAY
1 -	1:55.674	6.987	77.41	09:46:28.260
2 -	1:51.630	2.943	80.21	09:48:19.890
3 -	1:51.063	2.376	80.62	09:50:10.953
4 -	1:51.187	2.500	80.53	09:52:02.140
5 -	1:48.687 (1)		82.38	09:53:50.827
6 -	1:49.612 (3)	0.925	81.69	09:55:40.439
7 -	1:49.555 (2)	0.868	81.73	09:57:29.994

P10 35 Daniel INGHAM				
LAP	LAP TIME	DIFF	MPH	TIME OF DAY
1 -	1:57.000	8.356	76.53	09:46:29.586
2 -	1:50.556	1.912	80.99	09:48:20.142
3 -	1:51.407	2.763	80.37	09:50:11.549
4 -	1:51.310	2.666	80.44	09:52:02.859
5 -	1:49.718 (3)	1.074	81.61	09:53:52.577
6 -	1:49.481 (2)	0.837	81.79	09:55:42.058
7 -	1:48.644 (1)		82.42	09:57:30.702

P11 50 Graham HIGLETT				
LAP	LAP TIME	DIFF	MPH	TIME OF DAY
1 -	1:58.159	8.627	75.78	09:46:30.745
2 -	1:51.611	2.079	80.22	09:48:22.356
3 -	1:50.141	0.609	81.29	09:50:12.497
4 -	1:49.911	0.379	81.47	09:52:02.408
5 -	1:49.718 (3)	0.186	81.61	09:53:52.126
6 -	1:49.649 (2)	0.117	81.66	09:55:41.775
7 -	1:49.532 (1)		81.75	09:57:31.307

P12 54 Eric GORRIDGE				
LAP	LAP TIME	DIFF	MPH	TIME OF DAY
1 -	1:59.521	8.268	74.91	09:46:32.107
2 -	1:51.923	0.670	80.00	09:48:24.030
3 -	1:51.253 (1)		80.48	09:50:15.283
4 -	1:51.587 (2)	0.334	80.24	09:52:06.870
5 -	1:51.718 (3)	0.465	80.15	09:53:58.588
6 -	1:54.878	3.625	77.94	09:55:53.466

Weather / Track : Cloudy / Dry

Donington Park GP

Circuit Length = 2.4873 miles

Start: 09:44 Flag 09:57 End: 09:59

BMCRG-MRO Championships 2013 - Donington GP

EDlasia Formula 400 inc Sub 64 & Rookies

RACE 10 - LAP ANALYSIS

DIFF = Difference To Personal Best Lap

7 - 1:51.732 0.479 80.14 09:57:45.198

P13 68 Alan HUGHES				
LAP	LAP TIME	DIFF	MPH	TIME OF DAY
1 -	2:00.739	9.165	74.16	09:46:33.325
2 -	1:52.460	0.886	79.62	09:48:25.785
3 -	1:52.367	0.793	79.68	09:50:18.152
4 -	1:51.828 (2)	0.254	80.07	09:52:09.980
5 -	1:52.085 (3)	0.511	79.88	09:54:02.065
6 -	1:52.909	1.335	79.30	09:55:54.974
7 -	1:51.574 (1)		80.25	09:57:46.548

P14 86 Matthew SCOTT				
LAP	LAP TIME	DIFF	MPH	TIME OF DAY
1 -	2:01.502	9.143	73.69	09:46:34.088
2 -	1:52.898	0.539	79.31	09:48:26.986
3 -	1:52.574 (2)	0.215	79.54	09:50:19.560
4 -	1:52.660	0.301	79.48	09:52:12.220
5 -	1:52.618 (3)	0.259	79.51	09:54:04.838
6 -	1:53.797	1.438	78.68	09:55:58.635
7 -	1:52.359 (1)		79.69	09:57:50.994

P15 25 Ben MILES				
LAP	LAP TIME	DIFF	MPH	TIME OF DAY
1 -	2:03.407	12.040	72.56	09:46:35.993
2 -	1:53.801	2.434	78.68	09:48:29.794
3 -	1:54.710	3.343	78.06	09:50:24.504
4 -	1:52.818	1.451	79.37	09:52:17.322
5 -	1:51.589 (3)	0.222	80.24	09:54:08.911
6 -	1:51.486 (2)	0.119	80.31	09:56:00.397
7 -	1:51.367 (1)		80.40	09:57:51.764

P16 27 Wes SMITH				
LAP	LAP TIME	DIFF	MPH	TIME OF DAY
1 -	2:02.770	10.309	72.93	09:46:35.356
2 -	1:52.969 (3)	0.508	79.26	09:48:28.325
3 -	1:53.097	0.636	79.17	09:50:21.422
4 -	1:53.180	0.719	79.11	09:52:14.602
5 -	1:52.461 (1)		79.62	09:54:07.063
6 -	1:52.863 (2)	0.402	79.33	09:55:59.926
7 -	1:53.272	0.811	79.05	09:57:53.198

P17 127 Adam GREEN				
LAP	LAP TIME	DIFF	MPH	TIME OF DAY
1 -	2:04.190	12.977	72.10	09:46:36.776
2 -	1:53.646	2.433	78.79	09:48:30.422
3 -	1:53.583	2.370	78.83	09:50:24.005
4 -	1:53.444	2.231	78.93	09:52:17.449
5 -	1:52.170 (2)	0.957	79.82	09:54:09.619
6 -	1:52.591 (3)	1.378	79.53	09:56:02.210
7 -	1:51.213 (1)		80.51	09:57:53.423

P18 16 Matt BARBER				
LAP	LAP TIME	DIFF	MPH	TIME OF DAY
1 -	1:59.200	6.941	75.12	09:46:31.786
2 -	1:54.886	2.627	77.94	09:48:26.672
3 -	1:55.565	3.306	77.48	09:50:22.237
4 -	1:53.497 (3)	1.238	78.89	09:52:15.734
5 -	1:53.607	1.348	78.81	09:54:09.341

DIFF = Difference To Personal Best Lap

6 - **1:52.259 (1)** **79.76** **09:56:01.600**
 7 - 1:52.266 (2) 0.007 79.76 09:57:53.866

P19 101 Andy DAVIES				
LAP	LAP TIME	DIFF	MPH	TIME OF DAY
1 -	2:01.439	8.909	73.73	09:46:34.025
2 -	1:53.462	0.932	78.92	09:48:27.487
3 -	1:54.132	1.602	78.45	09:50:21.619
4 -	1:53.176 (3)	0.646	79.11	09:52:14.795
5 -	1:52.530 (1)		79.57	09:54:07.325
6 -	1:52.797 (2)	0.267	79.38	09:56:00.122
7 -	1:53.760	1.230	78.71	09:57:53.882

P20 78 Keith POVAH				
LAP	LAP TIME	DIFF	MPH	TIME OF DAY
1 -	2:04.044	11.959	72.18	09:46:36.630
2 -	1:55.809	3.724	77.32	09:48:32.439
3 -	1:56.140	4.055	77.10	09:50:28.579
4 -	1:54.271	2.186	78.36	09:52:22.850
5 -	1:52.733 (3)	0.648	79.43	09:54:15.583
6 -	1:52.593 (2)	0.508	79.52	09:56:08.176
7 -	1:52.085 (1)		79.88	09:58:00.261

P21 57 Roy DEWHURST				
LAP	LAP TIME	DIFF	MPH	TIME OF DAY
1 -	2:05.536	13.180	71.32	09:46:38.122
2 -	1:55.073	2.717	77.81	09:48:33.195
3 -	1:54.005	1.649	78.54	09:50:27.200
4 -	1:53.357 (2)	1.001	78.99	09:52:20.557
5 -	1:53.677 (3)	1.321	78.77	09:54:14.234
6 -	1:54.574	2.218	78.15	09:56:08.808
7 -	1:52.356 (1)		79.69	09:58:01.164

P22 32 Robin HOMEWOOD				
LAP	LAP TIME	DIFF	MPH	TIME OF DAY
1 -	2:05.320	12.489	71.45	09:46:37.906
2 -	1:56.474	3.643	76.87	09:48:34.380
3 -	1:54.917	2.086	77.92	09:50:29.297
4 -	1:52.831 (1)		79.36	09:52:22.128
5 -	1:53.393 (2)	0.562	78.96	09:54:15.521
6 -	1:53.926	1.095	78.59	09:56:09.447
7 -	1:53.561 (3)	0.730	78.85	09:58:03.008

P23 33 Carl JOHNSTONE				
LAP	LAP TIME	DIFF	MPH	TIME OF DAY
1 -	2:04.173	9.214	72.11	09:46:36.759
2 -	1:56.275 (3)	1.316	77.01	09:48:33.034
3 -	1:56.644	1.685	76.76	09:50:29.678
4 -	1:56.301	1.342	76.99	09:52:25.979
5 -	1:56.573	1.614	76.81	09:54:22.552
6 -	1:54.959 (1)		77.89	09:56:17.511
7 -	1:55.698 (2)	0.739	77.39	09:58:13.209

P24 22 Dave HARVIEK				
LAP	LAP TIME	DIFF	MPH	TIME OF DAY
1 -	2:07.876	14.012	70.02	09:46:40.462
2 -	1:56.302	2.438	76.99	09:48:36.764
3 -	1:56.144	2.280	77.09	09:50:32.908
4 -	1:56.231	2.367	77.04	09:52:29.139

Weather / Track : Cloudy / Dry

Donington Park GP

Circuit Length = 2.4873 miles

Start: 09:44 Flag 09:57 End: 09:59

BMCRG-MRO Championships 2013 - Donington GP

EDlasia Formula 400 inc Sub 64 & Rookies

RACE 10 - LAP ANALYSIS

DIFF = Difference To Personal Best Lap

5 -	1:53.864 (1)		78.64	09:54:23.003
6 -	1:54.806 (2)	0.942	77.99	09:56:17.809
7 -	1:55.847 (3)	1.983	77.29	09:58:13.656

P25 9 Paul DAVIES				
LAP	LAP TIME	DIFF	MPH	TIME OF DAY
1 -	2:01.000	9.288	74.00	09:46:33.586
2 -	2:17.062	25.350	65.33	09:48:50.648
3 -	1:53.738	2.026	78.72	09:50:44.386
4 -	1:52.102 (2)	0.390	79.87	09:52:36.488
5 -	1:53.416	1.704	78.95	09:54:29.904
6 -	1:52.831 (3)	1.119	79.36	09:56:22.735
7 -	1:51.712 (1)		80.15	09:58:14.447

P26 77 Ray PETTY				
LAP	LAP TIME	DIFF	MPH	TIME OF DAY
1 -	2:06.962	12.294	70.52	09:46:39.548
2 -	1:56.727	2.059	76.71	09:48:36.275
3 -	1:55.996	1.328	77.19	09:50:32.271
4 -	1:57.076	2.408	76.48	09:52:29.347
5 -	1:54.668 (1)		78.09	09:54:24.015
6 -	1:55.991 (3)	1.323	77.19	09:56:20.006
7 -	1:55.666 (2)	0.998	77.41	09:58:15.672

P27 135 Louise ROUT				
LAP	LAP TIME	DIFF	MPH	TIME OF DAY
1 -	2:08.716	10.785	69.56	09:46:41.302
2 -	1:57.950 (2)	0.019	75.91	09:48:39.252
3 -	1:57.931 (1)		75.92	09:50:37.183
4 -	1:58.184	0.253	75.76	09:52:35.367
5 -	1:58.105 (3)	0.174	75.81	09:54:33.472
6 -	1:58.423	0.492	75.61	09:56:31.895
7 -	1:59.898	1.967	74.68	09:58:31.793

P28 17 Ben BURNAL				
LAP	LAP TIME	DIFF	MPH	TIME OF DAY
1 -	2:09.524	10.493	69.13	09:46:42.110
2 -	2:02.589	3.558	73.04	09:48:44.699
3 -	1:59.885	0.854	74.69	09:50:44.584
4 -	2:00.068	1.037	74.57	09:52:44.652
5 -	1:59.808 (2)	0.777	74.74	09:54:44.460
6 -	1:59.031 (1)		75.22	09:56:43.491
7 -	1:59.811 (3)	0.780	74.73	09:58:43.302

P29 58 Steve YOUNG				
LAP	LAP TIME	DIFF	MPH	TIME OF DAY
1 -	2:11.507	11.979	68.09	09:46:44.093
2 -	2:05.019	5.491	71.62	09:48:49.112
3 -	2:00.270	0.742	74.45	09:50:49.382
4 -	2:00.153	0.625	74.52	09:52:49.535
5 -	1:59.528 (1)		74.91	09:54:49.063
6 -	1:59.550 (2)	0.022	74.90	09:56:48.613
7 -	1:59.793 (3)	0.265	74.74	09:58:48.406

P30 121 Davinia DOVE				
LAP	LAP TIME	DIFF	MPH	TIME OF DAY
1 -	2:13.051	14.059	67.30	09:46:45.637
2 -	2:04.993	6.001	71.63	09:48:50.630
3 -	2:01.329	2.337	73.80	09:50:51.959

DIFF = Difference To Personal Best Lap

4 -	1:59.013 (2)	0.021	75.23	09:52:50.972
5 -	1:58.992 (1)		75.25	09:54:49.964
6 -	1:59.300 (3)	0.308	75.05	09:56:49.264
7 -	1:59.750	0.758	74.77	09:58:49.014

P31 39 Elwyn FRYER				
LAP	LAP TIME	DIFF	MPH	TIME OF DAY
1 -	2:12.275	13.466	67.69	09:46:44.861
2 -	2:04.597	5.788	71.86	09:48:49.458
3 -	2:01.844	3.035	73.49	09:50:51.302
4 -	2:01.584	2.775	73.64	09:52:52.886
5 -	1:59.485 (3)	0.676	74.94	09:54:52.371
6 -	1:58.987 (2)	0.178	75.25	09:56:51.358
7 -	1:58.809 (1)		75.36	09:58:50.167

P32 28 Kurt HODGSON				
LAP	LAP TIME	DIFF	MPH	TIME OF DAY
1 -	2:11.251	12.720	68.22	09:46:43.837
2 -	2:03.004	4.473	72.79	09:48:46.841
3 -	2:00.814	2.283	74.11	09:50:47.655
4 -	1:59.899 (3)	1.368	74.68	09:52:47.554
5 -	1:58.531 (1)		75.54	09:54:46.085
6 -	1:59.459 (2)	0.928	74.95	09:56:45.544
7 -	2:06.325	7.794	70.88	09:58:51.869

P33 38 Tom SAVILLE				
LAP	LAP TIME	DIFF	MPH	TIME OF DAY
1 -	2:14.024	14.891	66.81	09:46:46.610
2 -	2:03.135	4.002	72.72	09:48:49.745
3 -	2:00.969	1.836	74.02	09:50:50.714
4 -	1:59.795 (2)	0.662	74.74	09:52:50.509
5 -	2:00.492 (3)	1.359	74.31	09:54:51.001
6 -	2:03.076	3.943	72.75	09:56:54.077
7 -	1:59.133 (1)		75.16	09:58:53.210

P34 59 Danielle COOPER				
LAP	LAP TIME	DIFF	MPH	TIME OF DAY
1 -	2:21.768	3.104	63.16	09:46:54.354
2 -	2:21.087	2.423	63.46	09:49:15.441
3 -	2:19.778 (3)	1.114	64.06	09:51:35.219
4 -	2:19.226 (2)	0.562	64.31	09:53:54.445
5 -	2:20.221	1.557	63.85	09:56:14.666
6 -	2:18.664 (1)		64.57	09:58:33.330

P35 117 Jack NEWMAN				
LAP	LAP TIME	DIFF	MPH	TIME OF DAY
1 -	2:30.451	9.637	59.51	09:47:03.037
2 -	2:22.079 (3)	1.265	63.02	09:49:25.116
3 -	2:22.585	1.771	62.80	09:51:47.701
4 -	2:21.585 (2)	0.771	63.24	09:54:09.286
5 -	2:20.814 (1)		63.59	09:56:30.100
6 -	2:22.862	2.048	62.67	09:58:52.962

P36 11 Daniel RUTH				
LAP	LAP TIME	DIFF	MPH	TIME OF DAY
1 -	1:53.171	7.424	79.12	09:46:25.757
2 -	1:48.545	2.798	82.49	09:48:14.302
3 -	1:47.488 (3)	1.741	83.30	09:50:01.790
4 -	1:47.139 (2)	1.392	83.57	09:51:48.929

Donington Park GP

Circuit Length = 2.4873 miles

Start: 09:44 Flag 09:57 End: 09:59

Weather / Track : Cloudy / Dry

BMCRC-MRO Championships 2013 - Donington GP

EDlasia Formula 400 inc Sub 64 & Rookies

RACE 10 - LAP ANALYSIS

DIFF = Difference To Personal Best Lap

5 -	1:45.747 (1)		84.67	09:53:34.676
6 -	2:01.030 P	15.283	73.98	09:55:35.706

P37 4 Chris CAMPS				
LAP	LAP TIME	DIFF	MPH	TIME OF DAY
1 -	1:52.180 (1)		79.82	09:46:24.766


BMCRC-MRO Championships 2013 - Donington GP

EDlasia Formula 400 inc Sub 64 & Rookies

RACE 9 - GRID



ROW 10			38	45	Colin MARTIN	37	4	Chris CAMPS						
ROW 9		36	11	Daniel RUTH	35	117	Jack NEWMAN	34	59	Danielle COOPER	33	38	Tom SAVILLE	
ROW 8		32	28	Kurt HODGSON	31	39	Elwyn FRYER	30	121	Davinia DOVE	29	58	Steve YOUNG	
ROW 7			28	17	Ben BURNAL	27	135	Louise ROUT	26	77	Ray PETTY	25	9	Paul DAVIES
ROW 6		24	22	Dave HARVIEK	23	33	Carl JOHNSTONE	22	32	Robin HOMEWOOD	21	57	Roy DEWHURST	
ROW 5			20	78	Keith POVAH	19	101	Andy DAVIES	18	16	Matt BARBER	17	127	Adam GREEN
ROW 4		16	27	Wes SMITH	15	25	Ben MILES	14	86	Matthew SCOTT	13	68	Alan HUGHES	
ROW 3			12	54	Eric GORRIDGE	11	50	Graham HIGLETT	10	35	Daniel INGHAM	9	71	Daniel ANDERSON
ROW 2		8	66	James CASWELL-COX	7	75	Nick ANDERSON	6	21	Alan WATSON	5	8	Gary ELLIS	
ROW 1			4	72	Andrew GILL	3	3	Paul ELLERKER	2	14	Gary SMITH	1	48	Richie WELSH
														Pole



Donington Park GP
Circuit Length = 2.4873 miles

These results are provisional until the conclusion of any judicial and technical matters.

Clerk Of Course :		Timekeeper :	
-------------------	--	--------------	--

Results can be found at www.tsl-timing.com

Printed - 10:08 Sunday, 28 July 2013



BMCRC-MRO Championships 2013 - Donington GP

EDlasia Formula 400 inc Sub 64 & Rookies

RACE 9 - CLASSIFICATION



POS	NO	CL	PIC NAME	R	ENTRY	LAPS	TIME	GAP	DIFF	MPH	BEST	ON
1	48		1 Richie WELSH		Yamaha - Peter Fleming	8	14:21.684			83.13	1:45.093	8
2	4		2 Chris CAMPS		Kawasaki - thesportsinjuryclinic.org	8	14:24.426	2.742	2.742	82.87	1:45.612	6
3	3		3 Paul ELLERKER		Kawasaki -	8	14:26.707	5.023	2.281	82.65	1:46.202	7
4	14	S	1 Gary SMITH		Kawasaki - SDC Performance	8	14:34.997	13.313	8.290	81.86	1:47.801	6
5	71		4 Daniel ANDERSON		Kawasaki -	8	14:35.794	14.110	0.797	81.79	1:47.773	6
6	72		5 Andrew GILL		Kawasaki - GC Bodyshop (Honeybourne)	8	14:35.986	14.302	0.192	81.77	1:48.096	7
7	8		6 Gary ELLIS		Kawasaki -	8	14:36.298	14.614	0.312	81.74	1:47.246	7
8	54		7 Eric GORRIDGE		Kawasaki -	8	14:43.400	21.716	7.102	81.09	1:47.926	8
9	66	S	2 James CASWELL-COX		Honda - David Simon/Sussex Rolling Road	8	14:48.591	26.907	5.191	80.61	1:48.503	8
10	50	S	3 Graham HIGLETT		Kawasaki - Face to Face Finance	8	14:49.245	27.561	0.654	80.55	1:48.915	8
11	35		8 Daniel INGHAM		Honda - Derek Jones Butchers	8	14:49.272	27.588	0.027	80.55	1:48.594	8
12	21		9 Alan WATSON		Kawasaki - Baker Racing	8	14:49.531	27.847	0.259	80.53	1:49.231	5
13	32	S	4 Robin HOMEWOOD		Honda - Ardingley Real Classic	8	15:03.854	42.170	14.323	79.25	1:51.294	3
14	86	S	5 Matthew SCOTT		Kawasaki -	8	15:04.123	42.439	0.269	79.23	1:50.591	5
15	78	S	6 Keith POVAH		Honda - www.78plate.com	8	15:04.575	42.891	0.452	79.19	1:50.857	7
16	25	S	7 Ben MILES		Yamaha -	8	15:05.169	43.485	0.594	79.14	1:50.460	7
17	27		10 Wes SMITH		Kawasaki -	8	15:05.753	44.069	0.584	79.08	1:50.856	2
18	127	S	8 Adam GREEN	R	Kawasaki - RAFMSA	8	15:09.361	47.677	3.608	78.77	1:51.460	7
19	16	S	9 Matt BARBER	R	Yamaha - Wave Developments	8	15:09.699	48.015	0.338	78.74	1:50.875	7
20	57		11 Roy DEWHURST		Kawasaki - Dawn	8	15:11.504	49.820	1.805	78.59	1:50.330	7
21	101	S	10 Andy DAVIES		Yamaha - Gibson	8	15:13.991	52.307	2.487	78.37	1:51.685	5
22	33	S	11 Carl JOHNSTONE		Yamaha - BB Plastics	8	15:16.041	54.357	2.050	78.20	1:52.368	7
23	77		12 Ray PETTY		Kawasaki -	8	15:16.641	54.957	0.600	78.15	1:52.324	7
24	22	S	12 Dave HARVIEK		Honda - SW Roofing	8	15:24.420	1:02.736	7.779	77.49	1:53.368	4
25	135	S	13 Louise ROUT		Kawasaki -	8	15:45.204	1:23.520	20.784	75.78	1:56.307	3
26	121	S	14 Davinia DOVE		Honda - Rikfit.com/C&B Mann	8	16:05.792	1:44.108	20.588	74.17	1:57.764	6
27	58		13 Steve YOUNG		Kawasaki - Cadmatic	8	16:08.262	1:46.578	2.470	73.98	1:56.965	7
28	100	S	15 Aaron BRADLEY	R	Yamaha - GB Racing	8	16:10.699	1:49.015	2.437	73.79	1:59.069	8
29	38		14 Tom SAVILLE		Kawasaki - Sabre Engineering	8	16:11.273	1:49.589	0.574	73.75	1:57.943	8
30	39	S	16 Elwyn FRYER	R	Kawasaki - MJOLNIR Racing	8	16:11.391	1:49.707	0.118	73.74	1:57.526	7
31	17	S	17 Ben BURNAL	R	Honda -	7	14:22.467	1 Lap	1 Lap	72.67	1:57.502	3
32	59	S	18 Danielle COOPER	R	Kawasaki -	7	16:24.479	1 Lap	2:02.012	63.66	2:16.956	4
33	28	S	19 Kurt HODGSON	R	Honda -	6	16:05.683	2 Laps	1 Lap	55.63	2:01.427	2

NOT CLASSIFIED

DNF	68	S	Alan HUGHES	R	Kawasaki -	7	13:16.319	1 Lap	0.000	78.71	1:51.234	7
DNF	9		Paul DAVIES	R	Kawasaki - LJ Racing	7	13:16.535	1 Lap	0.216	78.69	1:51.572	5
DNF	75		Nick ANDERSON		Kawasaki - RMKD Kawasaki	6	12:07.318	2 Laps	1 Lap	73.86	1:49.119	4
DNF	45		Colin MARTIN		Kawasaki - David Simon Tuning	3	5:40.738	5 Laps	3 Laps	78.83	1:49.754	2
DNF	117	S	Jack NEWMAN	R	Honda - Hazard Racing	3	7:13.934	5 Laps	1:33.196	61.90	2:20.193	3
DNF	63		Dan HARDY	R	Kawasaki -	2	4:30.941	6 Laps	1 Lap	66.09	2:16.564	1

FASTEST LAP

48			Richie WELSH		Yamaha - Peter Fleming	8	1:45.093		85.20 mph		137.12 kph	
14	S		Gary SMITH		Kawasaki - SDC Performance	6	1:47.801		83.06 mph		133.67 kph	

Donington Park GP

Circuit Length = 2.4873 miles

Start: 12:59 Flag 13:13 End: 13:15

Weather / Track : Cloudy / Dry

These results are provisional until the conclusion of any judicial and technical matters.

Clerk Of Course :	Timekeeper :
-------------------	--------------

Results can be found at www.tsl-timing.com

Printed - 13:15 Sunday, 28 July 2013



BMCR-CRO Championships 2013 - Donington GP

EDlasia Formula 400 inc Sub 64 & Rookies

RACE 9 - LAP ANALYSIS

DIFF = Difference To Personal Best Lap

P1 48 Richie WELSH				
LAP	LAP TIME	DIFF	MPH	TIME OF DAY
1 -	1:51.218	6.125	80.51	13:00:55.440
2 -	1:47.230 (3)	2.137	83.50	13:02:42.670
3 -	1:46.828 (2)	1.735	83.82	13:04:29.498
4 -	1:48.533	3.440	82.50	13:06:18.031
5 -	1:48.043	2.950	82.87	13:08:06.074
6 -	1:47.310	2.217	83.44	13:09:53.384
7 -	1:47.429	2.336	83.35	13:11:40.813
8 -	1:45.093 (1)		85.20	13:13:25.906

P2 4 Chris CAMPS				
LAP	LAP TIME	DIFF	MPH	TIME OF DAY
1 -	1:56.526	10.914	76.84	13:01:00.748
2 -	1:47.425	1.813	83.35	13:02:48.173
3 -	1:47.981	2.369	82.92	13:04:36.154
4 -	1:46.478 (3)	0.866	84.09	13:06:22.632
5 -	1:47.343	1.731	83.41	13:08:09.975
6 -	1:45.612 (1)		84.78	13:09:55.587
7 -	1:46.073 (2)	0.461	84.41	13:11:41.660
8 -	1:46.988	1.376	83.69	13:13:28.648

P3 3 Paul ELLERKER				
LAP	LAP TIME	DIFF	MPH	TIME OF DAY
1 -	1:54.098	7.896	78.47	13:00:58.320
2 -	1:48.963	2.761	82.17	13:02:47.283
3 -	1:48.465	2.263	82.55	13:04:35.748
4 -	1:47.826	1.624	83.04	13:06:23.574
5 -	1:47.454	1.252	83.33	13:08:11.028
6 -	1:46.720 (2)	0.518	83.90	13:09:57.748
7 -	1:46.202 (1)		84.31	13:11:43.950
8 -	1:46.979 (3)	0.777	83.70	13:13:30.929

P4 14 Gary SMITH				
LAP	LAP TIME	DIFF	MPH	TIME OF DAY
1 -	1:53.684	5.883	78.76	13:00:57.906
2 -	1:49.314	1.513	81.91	13:02:47.220
3 -	1:49.768	1.967	81.57	13:04:36.988
4 -	1:48.779	0.978	82.31	13:06:25.767
5 -	1:49.090	1.289	82.08	13:08:14.857
6 -	1:47.801 (1)		83.06	13:10:02.658
7 -	1:48.295 (3)	0.494	82.68	13:11:50.953
8 -	1:48.266 (2)	0.465	82.70	13:13:39.219

P5 71 Daniel ANDERSON				
LAP	LAP TIME	DIFF	MPH	TIME OF DAY
1 -	1:54.685	6.912	78.07	13:00:58.907
2 -	1:49.158	1.385	82.03	13:02:48.065
3 -	1:50.067	2.294	81.35	13:04:38.132
4 -	1:48.367 (3)	0.594	82.63	13:06:26.499
5 -	1:48.727	0.954	82.35	13:08:15.226
6 -	1:47.773 (1)		83.08	13:10:02.999
7 -	1:48.340 (2)	0.567	82.65	13:11:51.339
8 -	1:48.677	0.904	82.39	13:13:40.016

P6 72 Andrew GILL				
LAP	LAP TIME	DIFF	MPH	TIME OF DAY
1 -	1:54.285	6.189	78.35	13:00:58.507
2 -	1:49.155	1.059	82.03	13:02:47.662

DIFF = Difference To Personal Best Lap

3 -	1:49.809	1.713	81.54	13:04:37.471
4 -	1:48.462	0.366	82.55	13:06:25.933
5 -	1:49.682	1.586	81.64	13:08:15.615
6 -	1:48.233 (2)	0.137	82.73	13:10:03.848
7 -	1:48.096 (1)		82.83	13:11:51.944
8 -	1:48.264 (3)	0.168	82.70	13:13:40.208

P7 8 Gary ELLIS				
LAP	LAP TIME	DIFF	MPH	TIME OF DAY
1 -	1:55.021	7.775	77.85	13:00:59.243
2 -	1:49.798	2.552	81.55	13:02:49.041
3 -	1:49.184	1.938	82.01	13:04:38.225
4 -	1:49.562	2.316	81.72	13:06:27.787
5 -	1:48.770 (3)	1.524	82.32	13:08:16.557
6 -	1:47.757 (2)	0.511	83.09	13:10:04.314
7 -	1:47.246 (1)		83.49	13:11:51.560
8 -	1:48.960	1.714	82.18	13:13:40.520

P8 54 Eric GORRIDGE				
LAP	LAP TIME	DIFF	MPH	TIME OF DAY
1 -	1:57.435	9.509	76.24	13:01:01.657
2 -	1:50.527	2.601	81.01	13:02:52.184
3 -	1:50.894	2.968	80.74	13:04:43.078
4 -	1:48.820 (3)	0.894	82.28	13:06:31.898
5 -	1:50.546	2.620	81.00	13:08:22.444
6 -	1:48.234 (2)	0.308	82.73	13:10:10.678
7 -	1:49.018	1.092	82.13	13:11:59.696
8 -	1:47.926 (1)		82.96	13:13:47.622

P9 66 James CASWELL-COX				
LAP	LAP TIME	DIFF	MPH	TIME OF DAY
1 -	1:56.070	7.567	77.14	13:01:00.292
2 -	1:51.375	2.872	80.39	13:02:51.667
3 -	1:51.881	3.378	80.03	13:04:43.548
4 -	1:51.044	2.541	80.63	13:06:34.592
5 -	1:50.379	1.876	81.12	13:08:24.971
6 -	1:49.710 (3)	1.207	81.61	13:10:14.681
7 -	1:49.629 (2)	1.126	81.67	13:12:04.310
8 -	1:48.503 (1)		82.52	13:13:52.813

P10 50 Graham HIGLETT				
LAP	LAP TIME	DIFF	MPH	TIME OF DAY
1 -	1:58.616	9.701	75.49	13:01:02.838
2 -	1:50.608	1.693	80.95	13:02:53.446
3 -	1:50.453	1.538	81.07	13:04:43.899
4 -	1:50.832	1.917	80.79	13:06:34.731
5 -	1:50.337	1.422	81.15	13:08:25.068
6 -	1:50.144 (3)	1.229	81.29	13:10:15.212
7 -	1:49.340 (2)	0.425	81.89	13:12:04.552
8 -	1:48.915 (1)		82.21	13:13:53.467

P11 35 Daniel INGHAM				
LAP	LAP TIME	DIFF	MPH	TIME OF DAY
1 -	1:57.626	9.032	76.12	13:01:01.848
2 -	1:50.764	2.170	80.84	13:02:52.612
3 -	1:51.117	2.523	80.58	13:04:43.729
4 -	1:51.157	2.563	80.55	13:06:34.886
5 -	1:50.449	1.855	81.07	13:08:25.335
6 -	1:49.621 (2)	1.027	81.68	13:10:14.956
7 -	1:49.944 (3)	1.350	81.44	13:12:04.900

Donington Park GP

Circuit Length = 2.4873 miles

Start: 12:59 Flag 13:13 End: 13:15

Weather / Track : Cloudy / Dry

BMCRG-MRO Championships 2013 - Donington GP

EDlasia Formula 400 inc Sub 64 & Rookies

RACE 9 - LAP ANALYSIS

DIFF = Difference To Personal Best Lap

8 - 1:48.594 (1) 82.45 13:13:53.494

P12 21 Alan WATSON

LAP	LAP TIME	DIFF	MPH	TIME OF DAY
1 -	1:57.124	7.893	76.45	13:01:01.346
2 -	1:51.247	2.016	80.49	13:02:52.593
3 -	1:51.939	2.708	79.99	13:04:44.532
4 -	1:50.080	0.849	81.34	13:06:34.612
5 -	1:49.231 (1)		81.97	13:08:23.843
6 -	1:50.719	1.488	80.87	13:10:14.562
7 -	1:49.312 (2)	0.081	81.91	13:12:03.874
8 -	1:49.879 (3)	0.648	81.49	13:13:53.753

P13 32 Robin HOMEWOOD

LAP	LAP TIME	DIFF	MPH	TIME OF DAY
1 -	1:59.814	8.520	74.73	13:01:04.036
2 -	1:52.394	1.100	79.67	13:02:56.430
3 -	1:51.294 (1)		80.45	13:04:47.724
4 -	1:52.388	1.094	79.67	13:06:40.112
5 -	1:51.919	0.625	80.00	13:08:32.031
6 -	1:52.979	1.685	79.25	13:10:25.010
7 -	1:51.318 (2)	0.024	80.44	13:12:16.328
8 -	1:51.748 (3)	0.454	80.13	13:14:08.076

P14 86 Matthew SCOTT

LAP	LAP TIME	DIFF	MPH	TIME OF DAY
1 -	2:01.753	11.162	73.54	13:01:05.975
2 -	1:53.076	2.485	79.18	13:02:59.051
3 -	1:52.523	1.932	79.57	13:04:51.574
4 -	1:50.930 (2)	0.339	80.72	13:06:42.504
5 -	1:50.591 (1)		80.96	13:08:33.095
6 -	1:52.467	1.876	79.61	13:10:25.562
7 -	1:51.377 (3)	0.786	80.39	13:12:16.939
8 -	1:51.406	0.815	80.37	13:14:08.345

P15 78 Keith POVAH

LAP	LAP TIME	DIFF	MPH	TIME OF DAY
1 -	2:00.667	9.810	74.20	13:01:04.889
2 -	1:53.291	2.434	79.03	13:02:58.180
3 -	1:51.619 (2)	0.762	80.22	13:04:49.799
4 -	1:51.948	1.091	79.98	13:06:41.747
5 -	1:52.787	1.930	79.39	13:08:34.534
6 -	1:51.772	0.915	80.11	13:10:26.306
7 -	1:50.857 (1)		80.77	13:12:17.163
8 -	1:51.634 (3)	0.777	80.21	13:14:08.797

P16 25 Ben MILES

LAP	LAP TIME	DIFF	MPH	TIME OF DAY
1 -	2:02.970	12.510	72.81	13:01:07.192
2 -	1:53.219	2.759	79.08	13:03:00.411
3 -	1:52.698	2.238	79.45	13:04:53.109
4 -	1:52.473	2.013	79.61	13:06:45.582
5 -	1:50.827 (3)	0.367	80.79	13:08:36.409
6 -	1:51.848	1.388	80.05	13:10:28.257
7 -	1:50.460 (1)		81.06	13:12:18.717
8 -	1:50.674 (2)	0.214	80.90	13:14:09.391

DIFF = Difference To Personal Best Lap

P17 27 Wes SMITH

LAP	LAP TIME	DIFF	MPH	TIME OF DAY
1 -	2:00.009	9.153	74.61	13:01:04.231
2 -	1:50.856 (1)		80.77	13:02:55.087
3 -	1:53.185	2.329	79.11	13:04:48.272
4 -	1:52.230	1.374	79.78	13:06:40.502
5 -	1:52.195	1.339	79.81	13:08:32.697
6 -	1:53.344	2.488	79.00	13:10:26.041
7 -	1:52.163 (3)	1.307	79.83	13:12:18.204
8 -	1:51.771 (2)	0.915	80.11	13:14:09.975

P18 127 Adam GREEN

LAP	LAP TIME	DIFF	MPH	TIME OF DAY
1 -	2:02.966	11.506	72.82	13:01:07.188
2 -	1:53.656	2.196	78.78	13:03:00.844
3 -	1:53.459	1.999	78.92	13:04:54.303
4 -	1:51.596 (2)	0.136	80.23	13:06:45.899
5 -	1:52.127	0.667	79.85	13:08:38.026
6 -	1:51.761 (3)	0.301	80.12	13:10:29.787
7 -	1:51.460 (1)		80.33	13:12:21.247
8 -	1:52.336	0.876	79.71	13:14:13.583

P19 16 Matt BARBER

LAP	LAP TIME	DIFF	MPH	TIME OF DAY
1 -	2:00.023	9.148	74.60	13:01:04.245
2 -	1:56.066	5.191	77.14	13:03:00.311
3 -	1:53.141	2.266	79.14	13:04:53.452
4 -	1:52.333 (3)	1.458	79.71	13:06:45.785
5 -	1:52.893	2.018	79.31	13:08:38.678
6 -	1:53.027	2.152	79.22	13:10:31.705
7 -	1:50.875 (1)		80.76	13:12:22.580
8 -	1:51.341 (2)	0.466	80.42	13:14:13.921

P20 57 Roy DEWHURST

LAP	LAP TIME	DIFF	MPH	TIME OF DAY
1 -	2:03.728	13.398	72.37	13:01:07.950
2 -	1:54.046	3.716	78.51	13:03:01.996
3 -	1:52.598	2.268	79.52	13:04:54.594
4 -	1:55.375	5.045	77.61	13:06:49.969
5 -	1:51.704 (3)	1.374	80.16	13:08:41.673
6 -	1:53.283	2.953	79.04	13:10:34.956
7 -	1:50.330 (1)		81.16	13:12:25.286
8 -	1:50.440 (2)	0.110	81.07	13:14:15.726

P21 101 Andy DAVIES

LAP	LAP TIME	DIFF	MPH	TIME OF DAY
1 -	2:01.771	10.086	73.53	13:01:05.993
2 -	1:54.150	2.465	78.44	13:03:00.143
3 -	1:54.175	2.490	78.42	13:04:54.318
4 -	1:54.223	2.538	78.39	13:06:48.541
5 -	1:51.685 (1)		80.17	13:08:40.226
6 -	1:52.848 (3)	1.163	79.34	13:10:33.074
7 -	1:52.230 (2)	0.545	79.78	13:12:25.304
8 -	1:52.909	1.224	79.30	13:14:18.213

P22 33 Carl JOHNSTONE

LAP	LAP TIME	DIFF	MPH	TIME OF DAY
1 -	2:02.504	10.136	73.09	13:01:06.726
2 -	1:53.668	1.300	78.77	13:03:00.394

Donington Park GP

Circuit Length = 2.4873 miles

Start: 12:59 Flag 13:13 End: 13:15

Weather / Track : Cloudy / Dry

BMCRG-MRO Championships 2013 - Donington GP

EDlasia Formula 400 inc Sub 64 & Rookies

RACE 9 - LAP ANALYSIS

DIFF = Difference To Personal Best Lap

3 -	1:53.764	1.396	78.71	13:04:54.158
4 -	1:53.025 (2)	0.657	79.22	13:06:47.183
5 -	1:53.917	1.549	78.60	13:08:41.100
6 -	1:53.459	1.091	78.92	13:10:34.559
7 -	1:52.368 (1)		79.68	13:12:26.927
8 -	1:53.336 (3)	0.968	79.00	13:14:20.263

P23 77 Ray PETTY

LAP	LAP TIME	DIFF	MPH	TIME OF DAY
1 -	2:03.395	11.071	72.56	13:01:07.617
2 -	1:53.617	1.293	78.81	13:03:01.234
3 -	1:54.586	2.262	78.14	13:04:55.820
4 -	1:53.349	1.025	78.99	13:06:49.169
5 -	1:52.506 (3)	0.182	79.59	13:08:41.675
6 -	1:54.383	2.059	78.28	13:10:36.058
7 -	1:52.324 (1)		79.71	13:12:28.382
8 -	1:52.481 (2)	0.157	79.60	13:14:20.863

P24 22 Dave HARVIEK

LAP	LAP TIME	DIFF	MPH	TIME OF DAY
1 -	2:04.299	10.931	72.03	13:01:08.521
2 -	1:54.002	0.634	78.54	13:03:02.523
3 -	1:53.940 (3)	0.572	78.58	13:04:56.463
4 -	1:53.368 (1)		78.98	13:06:49.831
5 -	1:53.666 (2)	0.298	78.77	13:08:43.497
6 -	1:54.687	1.319	78.07	13:10:38.184
7 -	1:54.449	1.081	78.23	13:12:32.633
8 -	1:56.009	2.641	77.18	13:14:28.642

P25 135 Louise ROUT

LAP	LAP TIME	DIFF	MPH	TIME OF DAY
1 -	2:05.407	9.100	71.40	13:01:09.629
2 -	1:56.927 (3)	0.620	76.58	13:03:06.556
3 -	1:56.307 (1)		76.98	13:05:02.863
4 -	1:56.855 (2)	0.548	76.62	13:06:59.718
5 -	1:57.493	1.186	76.21	13:08:57.211
6 -	1:57.076	0.769	76.48	13:10:54.287
7 -	1:57.358	1.051	76.30	13:12:51.645
8 -	1:57.781	1.474	76.02	13:14:49.426

P26 121 Davinia DOVE

LAP	LAP TIME	DIFF	MPH	TIME OF DAY
1 -	2:09.164	11.400	69.32	13:01:13.386
2 -	2:00.532	2.768	74.29	13:03:13.918
3 -	2:00.200	2.436	74.49	13:05:14.118
4 -	2:01.045	3.281	73.97	13:07:15.163
5 -	1:58.823 (3)	1.059	75.35	13:09:13.986
6 -	1:57.764 (1)		76.03	13:11:11.750
7 -	1:58.745 (2)	0.981	75.40	13:13:10.495
8 -	1:59.519	1.755	74.92	13:15:10.014

P27 58 Steve YOUNG

LAP	LAP TIME	DIFF	MPH	TIME OF DAY
1 -	2:10.528	13.563	68.60	13:01:14.750
2 -	2:01.502	4.537	73.69	13:03:16.252
3 -	2:00.059	3.094	74.58	13:05:16.311
4 -	2:01.001	4.036	74.00	13:07:17.312
5 -	2:00.441	3.476	74.34	13:09:17.753
6 -	1:59.214 (3)	2.249	75.11	13:11:16.967
7 -	1:56.965 (1)		76.55	13:13:13.932

DIFF = Difference To Personal Best Lap

8 -	1:58.552 (2)	1.587	75.53	13:15:12.484
-----	--------------	-------	-------	--------------

P28 100 Aaron BRADLEY

LAP	LAP TIME	DIFF	MPH	TIME OF DAY
1 -	2:08.512	9.443	69.67	13:01:12.734
2 -	2:02.001	2.932	73.39	13:03:14.735
3 -	2:00.816	1.747	74.11	13:05:15.551
4 -	2:01.061	1.992	73.96	13:07:16.612
5 -	1:59.876 (3)	0.807	74.69	13:09:16.488
6 -	2:00.205	1.136	74.49	13:11:16.693
7 -	1:59.159 (2)	0.090	75.14	13:13:15.852
8 -	1:59.069 (1)		75.20	13:15:14.921

P29 38 Tom SAVILLE

LAP	LAP TIME	DIFF	MPH	TIME OF DAY
1 -	2:11.476	13.533	68.10	13:01:15.698
2 -	2:01.214	3.271	73.87	13:03:16.912
3 -	2:01.543	3.600	73.67	13:05:18.455
4 -	2:00.504	2.561	74.30	13:07:18.959
5 -	1:59.419 (3)	1.476	74.98	13:09:18.378
6 -	2:00.203	2.260	74.49	13:11:18.581
7 -	1:58.971 (2)	1.028	75.26	13:13:17.552
8 -	1:57.943 (1)		75.92	13:15:15.495

P30 39 Elwyn FRYER

LAP	LAP TIME	DIFF	MPH	TIME OF DAY
1 -	2:09.830	12.304	68.97	13:01:14.052
2 -	2:02.382	4.856	73.16	13:03:16.434
3 -	2:01.172	3.646	73.89	13:05:17.606
4 -	2:01.170	3.644	73.89	13:07:18.776
5 -	2:00.194	2.668	74.50	13:09:18.970
6 -	1:59.885 (3)	2.359	74.69	13:11:18.855
7 -	1:57.526 (1)		76.19	13:13:16.381
8 -	1:59.232 (2)	1.706	75.10	13:15:15.613

P31 17 Ben BURNAL

LAP	LAP TIME	DIFF	MPH	TIME OF DAY
1 -	2:06.435	8.933	70.82	13:01:10.657
2 -	1:58.566 (2)	1.064	75.52	13:03:09.223
3 -	1:57.502 (1)		76.20	13:05:06.725
4 -	2:13.506	16.004	67.07	13:07:20.231
5 -	2:02.528	5.026	73.08	13:09:22.759
6 -	2:05.075	7.573	71.59	13:11:27.834
7 -	1:58.855 (3)	1.353	75.33	13:13:26.689

P32 59 Danielle COOPER

LAP	LAP TIME	DIFF	MPH	TIME OF DAY
1 -	2:23.284	6.328	62.49	13:01:27.506
2 -	2:23.646	6.690	62.33	13:03:51.152
3 -	2:22.137	5.181	62.99	13:06:13.289
4 -	2:16.956 (1)		65.38	13:08:30.245
5 -	2:17.307 (2)	0.351	65.21	13:10:47.552
6 -	2:21.358	4.402	63.34	13:13:08.910
7 -	2:19.791 (3)	2.835	64.05	13:15:28.701

P33 28 Kurt HODGSON

LAP	LAP TIME	DIFF	MPH	TIME OF DAY
1 -	2:10.853	9.426	68.43	13:01:15.075
2 -	2:01.427 (1)		73.74	13:03:16.502

Donington Park GP

Circuit Length = 2.4873 miles

Start: 12:59 Flag 13:13 End: 13:15

Weather / Track : Cloudy / Dry

BMCRC-MRO Championships 2013 - Donington GP

EDlasia Formula 400 inc Sub 64 & Rookies

RACE 9 - LAP ANALYSIS

DIFF = Difference To Personal Best Lap

3 -	2:06.466	P	5.039	70.80	13:05:22.968
4 -	5:42.712		3:41.285	26.12	13:11:05.680
5 -	2:02.050	(2)	0.623	73.36	13:13:07.730
6 -	2:02.175	(3)	0.748	73.29	13:15:09.905

P34 68 Alan HUGHES

LAP	LAP TIME	DIFF	MPH	TIME OF DAY
1 -	2:00.344	9.110	74.40	13:01:04.566
2 -	1:54.026	2.792	78.52	13:02:58.592
3 -	1:54.299	3.065	78.34	13:04:52.891
4 -	1:52.440	1.206	79.63	13:06:45.331
5 -	1:51.929	(2)	80.00	13:08:37.260
6 -	1:52.047	(3)	79.91	13:10:29.307
7 -	1:51.234	(1)	80.50	13:12:20.541

P35 9 Paul DAVIES

LAP	LAP TIME	DIFF	MPH	TIME OF DAY
1 -	2:01.942	10.370	73.43	13:01:06.164
2 -	1:52.576	1.004	79.54	13:02:58.740
3 -	1:53.664	2.092	78.78	13:04:52.404
4 -	1:51.893	(2)	80.02	13:06:44.297
5 -	1:51.572	(1)	80.25	13:08:35.869
6 -	1:52.548	0.976	79.56	13:10:28.417
7 -	1:52.340	(3)	79.70	13:12:20.757

P36 75 Nick ANDERSON

LAP	LAP TIME	DIFF	MPH	TIME OF DAY
1 -	1:56.512	7.393	76.85	13:01:00.734
2 -	1:51.218	2.099	80.51	13:02:51.952
3 -	1:50.433	(2)	81.08	13:04:42.385
4 -	1:49.119	(1)	82.06	13:06:31.504
5 -	1:50.688	(3)	80.89	13:08:22.192
6 -	2:49.348	P	52.87	13:11:11.540

P37 45 Colin MARTIN

LAP	LAP TIME	DIFF	MPH	TIME OF DAY
1 -	2:01.127	(3)	73.92	13:01:05.349
2 -	1:49.754	(1)	81.58	13:02:55.103
3 -	1:49.857	(2)	81.51	13:04:44.960

P38 117 Jack NEWMAN

LAP	LAP TIME	DIFF	MPH	TIME OF DAY
1 -	2:31.816	(3)	58.98	13:01:36.038
2 -	2:21.925	(2)	63.09	13:03:57.963
3 -	2:20.193	(1)	63.87	13:06:18.156

P39 63 Dan HARDY

LAP	LAP TIME	DIFF	MPH	TIME OF DAY
1 -	2:16.564	(1)	65.56	13:01:20.786
2 -	2:14.377	P	66.63	13:03:35.163

BMCRC-MRO Championships 2013 - Donington GP

EDlasia Formula 400 inc Sub 64 & Rookies

RACE 21 - GRID



ROW 10	39	63 Dan HARDY	38	117 Jack NEWMAN	37	45 Colin MARTIN		
ROW 9	36	75 Nick ANDERSON	35	9 Paul DAVIES	34	68 Alan HUGHES	33	28 Kurt HODGSON
ROW 8	32	59 Danielle COOPER	31	17 Ben BURNAL	30	39 Elwyn FRYER	29	38 Tom SAVILLE
ROW 7	28	100 Aaron BRADLEY	27	58 Steve YOUNG	26	121 Davinia DOVE	25	135 Louise ROUT
ROW 6	24	22 Dave HARVIEK	23	77 Ray PETTY	22	33 Carl JOHNSTONE	21	101 Andy DAVIES
ROW 5	20	57 Roy DEWHURST	19	16 Matt BARBER	18	127 Adam GREEN	17	27 Wes SMITH
ROW 4	16	25 Ben MILES	15	78 Keith POVAH	14	86 Matthew SCOTT	13	32 Robin HOMEWOOD
ROW 3	12	21 Alan WATSON	11	35 Daniel INGHAM	10	50 Graham HIGLETT	9	66 James CASWELL-COX
ROW 2	8	54 Eric GORRIDGE	7	8 Gary ELLIS	6	72 Andrew GILL	5	71 Daniel ANDERSON
ROW 1	4	14 Gary SMITH	3	3 Paul ELLERKER	2	4 Chris CAMPS	1	48 Richie WELSH
Pole								

Donington Park GP
Circuit Length = 2.4873 miles

These results are provisional until the conclusion of any judicial and technical matters.

Clerk Of Course :	Timekeeper :
-------------------	--------------

Results can be found at www.tsl-timing.com

Printed - 13:18 Sunday, 28 July 2013



BMCRC-MRO Championships 2013 - Donington GP

EDlasia Formula 400 inc Sub 64 & Rookies

RACE 21 - CLASSIFICATION



POS	NO	CL	PIC NAME	R	ENTRY	LAPS	TIME	GAP	DIFF	MPH	BEST	ON
1	48		1 Richie WELSH		Yamaha - Peter Fleming	8	14:18.353			83.45	1:45.676	8
2	4		2 Chris CAMPS		Kawasaki - thesportsinjuryclinic.org	8	14:18.829	0.476	0.476	83.41	1:45.568	8
3	3		3 Paul ELLERKER		Kawasaki -	8	14:23.354	5.001	4.525	82.97	1:46.409	6
4	14	S	1 Gary SMITH		Kawasaki - SDC Performance	8	14:25.304	6.951	1.950	82.78	1:46.838	5
5	71		4 Daniel ANDERSON		Kawasaki -	8	14:25.843	7.490	0.539	82.73	1:47.044	6
6	21		5 Alan WATSON		Kawasaki - Baker Racing	8	14:41.850	23.497	16.007	81.23	1:47.379	8
7	72		6 Andrew GILL		Kawasaki - GC Bodyshop (Honeybourne)	8	14:42.642	24.289	0.792	81.16	1:47.593	8
8	35		7 Daniel INGHAM		Honda - Derek Jones Butchers	8	14:48.715	30.362	6.073	80.60	1:49.388	6
9	50	S	2 Graham HIGLETT		Kawasaki - Face to Face Finance	8	14:54.383	36.030	5.668	80.09	1:49.367	8
10	66	S	3 James CASWELL-COX		Honda - David Simon/Sussex Rolling Road	8	14:54.647	36.294	0.264	80.07	1:50.794	8
11	75		8 Nick ANDERSON		Kawasaki - RMKD Kawasaki	8	14:54.690	36.337	0.043	80.06	1:49.257	8
12	32	S	4 Robin HOMEWOOD		Honda - Ardingley Real Classic	8	14:57.694	39.341	3.004	79.79	1:50.502	7
13	54		9 Eric GORRIDGE		Kawasaki -	8	14:58.367	40.014	0.673	79.73	1:50.034	7
14	86	S	5 Matthew SCOTT		Kawasaki -	8	15:04.134	45.781	5.767	79.23	1:50.109	8
15	78	S	6 Keith POVAH		Honda - www.78plate.com	8	15:05.976	47.623	1.842	79.07	1:50.788	7
16	9		10 Paul DAVIES	R	Kawasaki - LJ Racing	8	15:09.801	51.448	3.825	78.73	1:51.924	6
17	127	S	7 Adam GREEN	R	Kawasaki - RAFMSA	8	15:09.931	51.578	0.130	78.72	1:51.325	7
18	27		11 Wes SMITH		Kawasaki -	8	15:10.038	51.685	0.107	78.71	1:51.907	5
19	101	S	8 Andy DAVIES		Yamaha - Gibson	8	15:10.622	52.269	0.584	78.66	1:51.655	6
20	16	S	9 Matt BARBER	R	Yamaha - Wave Developments	8	15:13.172	54.819	2.550	78.44	1:52.674	7
21	22	S	10 Dave HARVIEK		Honda - SW Roofing	8	15:33.843	1:15.490	20.671	76.71	1:54.480	8
22	33	S	11 Carl JOHNSTONE		Yamaha - BB Plastics	8	15:36.722	1:18.369	2.879	76.47	1:55.352	2
23	135	S	12 Louise ROUT		Kawasaki -	8	15:57.648	1:39.295	20.926	74.80	1:57.749	2
24	121	S	13 Davinia DOVE		Honda - Rikfit.com/C&B Mann	8	16:05.816	1:47.463	8.168	74.17	1:56.586	7
25	100	S	14 Aaron BRADLEY	R	Yamaha - GB Racing	8	16:07.025	1:48.672	1.209	74.07	1:57.393	8
26	17	S	15 Ben BURNAL	R	Honda -	8	16:08.676	1:50.323	1.651	73.95	1:56.859	8
27	28	S	16 Kurt HODGSON	R	Honda -	8	16:09.111	1:50.758	0.435	73.91	1:57.975	7
28	58		12 Steve YOUNG		Kawasaki - Cadmatic	8	16:12.656	1:54.303	3.545	73.64	1:57.412	8
29	39	S	17 Elwyn FRYER	R	Kawasaki - MJOLNIR Racing	8	16:17.275	1:58.922	4.619	73.30	1:59.173	6
30	38		13 Tom SAVILLE		Kawasaki - Sabre Engineering	7	14:25.824	1 Lap	1 Lap	72.39	2:00.788	5
31	63		14 Dan HARDY	R	Kawasaki -	7	14:40.706	1 Lap	14.882	71.17	2:02.909	3
32	59	S	18 Danielle COOPER	R	Kawasaki -	7	16:10.677	1 Lap	1:29.971	64.57	2:15.893	5

NOT CLASSIFIED

DNF	8		Gary ELLIS		Kawasaki -	1	1:55.035	7 Laps	6 Laps	77.84	1:55.035	1
DNF	77		Ray PETTY		Kawasaki -	0						

FASTEST LAP

	4		Chris CAMPS		Kawasaki - thesportsinjuryclinic.org	8	1:45.568			84.82 mph	136.50 kph	
	14	S	Gary SMITH		Kawasaki - SDC Performance	5	1:46.838			83.81 mph	134.88 kph	

Weather / Track : Cloudy / Dry

These results are provisional until the conclusion of any judicial and technical matters.

Donington Park GP

Circuit Length = 2.4873 miles

Start: 18:14 Flag 18:28 End: 18:30

Clerk Of Course :	Timekeeper :
-------------------	--------------

Results can be found at www.tsl-timing.com

Printed - 18:32 Sunday, 28 July 2013



BMCRG-MRO Championships 2013 - Donington GP

EDlasia Formula 400 inc Sub 64 & Rookies

RACE 21 - LAP ANALYSIS

DIFF = Difference To Personal Best Lap

P1 48 Richie WELSH				
LAP	LAP TIME	DIFF	MPH	TIME OF DAY
1 -	1:51.236	5.560	80.49	18:16:28.038
2 -	1:47.387	1.711	83.38	18:18:15.425
3 -	1:47.925	2.249	82.96	18:20:03.350
4 -	1:46.425	0.749	84.13	18:21:49.775
5 -	1:46.375 (2)	0.699	84.17	18:23:36.150
6 -	1:46.381 (3)	0.705	84.17	18:25:22.531
7 -	1:46.948	1.272	83.72	18:27:09.479
8 -	1:45.676 (1)		84.73	18:28:55.155

P2 4 Chris CAMPS				
LAP	LAP TIME	DIFF	MPH	TIME OF DAY
1 -	1:52.697	7.129	79.45	18:16:29.499
2 -	1:46.558 (3)	0.990	84.03	18:18:16.057
3 -	1:46.913	1.345	83.75	18:20:02.970
4 -	1:46.985	1.417	83.69	18:21:49.955
5 -	1:46.889	1.321	83.77	18:23:36.844
6 -	1:46.131 (2)	0.563	84.37	18:25:22.975
7 -	1:47.088	1.520	83.61	18:27:10.063
8 -	1:45.568 (1)		84.82	18:28:55.631

P3 3 Paul ELLERKER				
LAP	LAP TIME	DIFF	MPH	TIME OF DAY
1 -	1:53.662	7.253	78.78	18:16:30.464
2 -	1:47.666	1.257	83.16	18:18:18.130
3 -	1:47.679	1.270	83.15	18:20:05.809
4 -	1:46.706 (3)	0.297	83.91	18:21:52.515
5 -	1:46.653 (2)	0.244	83.95	18:23:39.168
6 -	1:46.409 (1)		84.15	18:25:25.577
7 -	1:47.460	1.051	83.32	18:27:13.037
8 -	1:47.119	0.710	83.59	18:29:00.156

P4 14 Gary SMITH				
LAP	LAP TIME	DIFF	MPH	TIME OF DAY
1 -	1:53.446	6.608	78.93	18:16:30.248
2 -	1:47.322	0.484	83.43	18:18:17.570
3 -	1:47.206 (3)	0.368	83.52	18:20:04.776
4 -	1:48.583	1.745	82.46	18:21:53.359
5 -	1:46.838 (1)		83.81	18:23:40.197
6 -	1:47.394	0.556	83.37	18:25:27.591
7 -	1:47.324	0.486	83.43	18:27:14.915
8 -	1:47.191 (2)	0.353	83.53	18:29:02.106

P5 71 Daniel ANDERSON				
LAP	LAP TIME	DIFF	MPH	TIME OF DAY
1 -	1:52.374	5.330	79.68	18:16:29.176
2 -	1:47.695	0.651	83.14	18:18:16.871
3 -	1:48.257	1.213	82.71	18:20:05.128
4 -	1:48.046	1.002	82.87	18:21:53.174
5 -	1:48.073	1.029	82.85	18:23:41.247
6 -	1:47.044 (1)		83.65	18:25:28.291
7 -	1:47.121 (2)	0.077	83.59	18:27:15.412
8 -	1:47.233 (3)	0.189	83.50	18:29:02.645

P6 21 Alan WATSON				
LAP	LAP TIME	DIFF	MPH	TIME OF DAY
1 -	1:56.222	8.843	77.04	18:16:33.024
2 -	1:50.943	3.564	80.71	18:18:23.967

DIFF = Difference To Personal Best Lap

3 -	1:49.864	2.485	81.50	18:20:13.831
4 -	1:49.626	2.247	81.68	18:22:03.457
5 -	1:50.015	2.636	81.39	18:23:53.472
6 -	1:49.143 (3)	1.764	82.04	18:25:42.615
7 -	1:48.658 (2)	1.279	82.40	18:27:31.273
8 -	1:47.379 (1)		83.39	18:29:18.652

P7 72 Andrew GILL				
LAP	LAP TIME	DIFF	MPH	TIME OF DAY
1 -	1:53.888	6.295	78.62	18:16:30.690
2 -	1:48.041	0.448	82.88	18:18:18.731
3 -	1:47.733 (3)	0.140	83.11	18:20:06.464
4 -	1:47.727 (2)	0.134	83.12	18:21:54.191
5 -	1:48.082	0.489	82.84	18:23:42.273
6 -	1:48.154	0.561	82.79	18:25:30.427
7 -	2:01.424	13.831	73.74	18:27:31.851
8 -	1:47.593 (1)		83.22	18:29:19.444

P8 35 Daniel INGHAM				
LAP	LAP TIME	DIFF	MPH	TIME OF DAY
1 -	1:56.630	7.242	76.77	18:16:33.432
2 -	1:50.660	1.272	80.91	18:18:24.092
3 -	1:51.080	1.692	80.61	18:20:15.172
4 -	1:50.774	1.386	80.83	18:22:05.946
5 -	1:49.544 (2)	0.156	81.74	18:23:55.490
6 -	1:49.388 (1)		81.85	18:25:44.878
7 -	1:50.113 (3)	0.725	81.32	18:27:34.991
8 -	1:50.526	1.138	81.01	18:29:25.517

P9 50 Graham HIGLETT				
LAP	LAP TIME	DIFF	MPH	TIME OF DAY
1 -	1:58.465	9.098	75.58	18:16:35.267
2 -	1:52.462	3.095	79.62	18:18:27.729
3 -	1:51.747	2.380	80.13	18:20:19.476
4 -	1:51.235	1.868	80.50	18:22:10.711
5 -	1:51.375	2.008	80.39	18:24:02.086
6 -	1:49.975 (3)	0.608	81.42	18:25:52.061
7 -	1:49.757 (2)	0.390	81.58	18:27:41.818
8 -	1:49.367 (1)		81.87	18:29:31.185

P10 66 James CASWELL-COX				
LAP	LAP TIME	DIFF	MPH	TIME OF DAY
1 -	1:55.577	4.783	77.47	18:16:32.379
2 -	1:51.292 (3)	0.498	80.45	18:18:23.671
3 -	1:51.342	0.548	80.42	18:20:15.013
4 -	1:51.458	0.664	80.33	18:22:06.471
5 -	1:51.770	0.976	80.11	18:23:58.241
6 -	1:51.547	0.753	80.27	18:25:49.788
7 -	1:50.867 (2)	0.073	80.76	18:27:40.655
8 -	1:50.794 (1)		80.82	18:29:31.449

P11 75 Nick ANDERSON				
LAP	LAP TIME	DIFF	MPH	TIME OF DAY
1 -	2:00.415	11.158	74.36	18:16:37.217
2 -	1:52.363	3.106	79.69	18:18:29.580
3 -	1:50.652	1.395	80.92	18:20:20.232
4 -	1:51.102	1.845	80.59	18:22:11.334
5 -	1:50.309 (3)	1.052	81.17	18:24:01.643
6 -	1:50.861	1.604	80.77	18:25:52.504
7 -	1:49.731 (2)	0.474	81.60	18:27:42.235

Donington Park GP

Circuit Length = 2.4873 miles

Start: 18:14 Flag 18:28 End: 18:30

Weather / Track : Cloudy / Dry

BMCRC-MRO Championships 2013 - Donington GP

EDlasia Formula 400 inc Sub 64 & Rookies

RACE 21 - LAP ANALYSIS

DIFF = Difference To Personal Best Lap

8 - 1:49.257 (1) 81.95 18:29:31.492

P12 32 Robin HOMEWOOD

LAP	LAP TIME	DIFF	MPH	TIME OF DAY
1 -	1:57.100	6.598	76.46	18:16:33.902
2 -	1:52.543	2.041	79.56	18:18:26.445
3 -	1:51.797	1.295	80.09	18:20:18.242
4 -	1:52.117	1.615	79.86	18:22:10.359
5 -	1:52.060	1.558	79.90	18:24:02.419
6 -	1:50.721 (2)	0.219	80.87	18:25:53.140
7 -	1:50.502 (1)		81.03	18:27:43.642
8 -	1:50.854 (3)	0.352	80.77	18:29:34.496

P13 54 Eric GORRIDGE

LAP	LAP TIME	DIFF	MPH	TIME OF DAY
1 -	1:59.844	9.810	74.71	18:16:36.646
2 -	1:51.910	1.876	80.01	18:18:28.556
3 -	1:51.106 (3)	1.072	80.59	18:20:19.662
4 -	1:51.979	1.945	79.96	18:22:11.641
5 -	1:51.216	1.182	80.51	18:24:02.857
6 -	1:50.961 (2)	0.927	80.69	18:25:53.818
7 -	1:50.034 (1)		81.37	18:27:43.852
8 -	1:51.317	1.283	80.44	18:29:35.169

P14 86 Matthew SCOTT

LAP	LAP TIME	DIFF	MPH	TIME OF DAY
1 -	2:01.668	11.559	73.59	18:16:38.470
2 -	1:53.632	3.523	78.80	18:18:32.102
3 -	1:52.723	2.614	79.43	18:20:24.825
4 -	1:51.765	1.656	80.11	18:22:16.590
5 -	1:51.485	1.376	80.31	18:24:08.075
6 -	1:51.392 (3)	1.283	80.38	18:25:59.467
7 -	1:51.360 (2)	1.251	80.40	18:27:50.827
8 -	1:50.109 (1)		81.32	18:29:40.936

P15 78 Keith POVAH

LAP	LAP TIME	DIFF	MPH	TIME OF DAY
1 -	1:58.724	7.936	75.42	18:16:35.526
2 -	1:54.187	3.399	78.41	18:18:29.713
3 -	1:52.998	2.210	79.24	18:20:22.711
4 -	1:53.777	2.989	78.70	18:22:16.488
5 -	1:52.374	1.586	79.68	18:24:08.862
6 -	1:52.162 (3)	1.374	79.83	18:26:01.024
7 -	1:50.788 (1)		80.82	18:27:51.812
8 -	1:50.966 (2)	0.178	80.69	18:29:42.778

P16 9 Paul DAVIES

LAP	LAP TIME	DIFF	MPH	TIME OF DAY
1 -	2:01.878	9.954	73.47	18:16:38.680
2 -	1:52.293	0.369	79.74	18:18:30.973
3 -	1:53.219	1.295	79.08	18:20:24.192
4 -	1:53.070	1.146	79.19	18:22:17.262
5 -	1:53.320	1.396	79.01	18:24:10.582
6 -	1:51.924 (1)		80.00	18:26:02.506
7 -	1:51.943 (2)	0.019	79.99	18:27:54.449
8 -	1:52.154 (3)	0.230	79.84	18:29:46.603

DIFF = Difference To Personal Best Lap

P17 127 Adam GREEN

LAP	LAP TIME	DIFF	MPH	TIME OF DAY
1 -	2:01.776	10.451	73.53	18:16:38.578
2 -	1:53.993	2.668	78.55	18:18:32.571
3 -	1:54.235	2.910	78.38	18:20:26.806
4 -	1:53.093	1.768	79.17	18:22:19.899
5 -	1:52.279	0.954	79.75	18:24:12.178
6 -	1:51.541 (2)	0.216	80.27	18:26:03.719
7 -	1:51.325 (1)		80.43	18:27:55.044
8 -	1:51.689 (3)	0.364	80.17	18:29:46.733

P18 27 Wes SMITH

LAP	LAP TIME	DIFF	MPH	TIME OF DAY
1 -	1:58.161	6.254	75.78	18:16:34.963
2 -	1:55.159	3.252	77.75	18:18:30.122
3 -	1:53.602	1.695	78.82	18:20:23.724
4 -	1:52.334 (3)	0.427	79.71	18:22:16.058
5 -	1:51.907 (1)		80.01	18:24:07.965
6 -	1:53.212	1.305	79.09	18:26:01.177
7 -	1:51.984 (2)	0.077	79.96	18:27:53.161
8 -	1:53.679	1.772	78.76	18:29:46.840

P19 101 Andy DAVIES

LAP	LAP TIME	DIFF	MPH	TIME OF DAY
1 -	2:01.148	9.493	73.91	18:16:37.950
2 -	1:54.130	2.475	78.45	18:18:32.080
3 -	1:53.580	1.925	78.83	18:20:25.660
4 -	1:53.220	1.565	79.08	18:22:18.880
5 -	1:52.674	1.019	79.47	18:24:11.554
6 -	1:51.655 (1)		80.19	18:26:03.209
7 -	1:51.813 (2)	0.158	80.08	18:27:55.022
8 -	1:52.402 (3)	0.747	79.66	18:29:47.424

P20 16 Matt BARBER

LAP	LAP TIME	DIFF	MPH	TIME OF DAY
1 -	1:59.099	6.425	75.18	18:16:35.901
2 -	1:54.256	1.582	78.37	18:18:30.157
3 -	1:54.018	1.344	78.53	18:20:24.175
4 -	1:54.233	1.559	78.38	18:22:18.408
5 -	1:53.426	0.752	78.94	18:24:11.834
6 -	1:52.675 (2)	0.001	79.47	18:26:04.509
7 -	1:52.674 (1)		79.47	18:27:57.183
8 -	1:52.791 (3)	0.117	79.38	18:29:49.974

P21 22 Dave HARVIEK

LAP	LAP TIME	DIFF	MPH	TIME OF DAY
1 -	2:03.807	9.327	72.32	18:16:40.609
2 -	1:55.081 (2)	0.601	77.81	18:18:35.690
3 -	1:56.040	1.560	77.16	18:20:31.730
4 -	1:56.892	2.412	76.60	18:22:28.622
5 -	1:56.318	1.838	76.98	18:24:24.940
6 -	1:55.368 (3)	0.888	77.61	18:26:20.308
7 -	1:55.857	1.377	77.28	18:28:16.165
8 -	1:54.480 (1)		78.21	18:30:10.645

P22 33 Carl JOHNSTONE

LAP	LAP TIME	DIFF	MPH	TIME OF DAY
1 -	2:02.806	7.454	72.91	18:16:39.608
2 -	1:55.352 (1)		77.62	18:18:34.960

Weather / Track : Cloudy / Dry

Donington Park GP
Circuit Length = 2.4873 miles
Start: 18:14 Flag 18:28 End: 18:30

BMCRG-MRO Championships 2013 - Donington GP

EDlasia Formula 400 inc Sub 64 & Rookies

RACE 21 - LAP ANALYSIS

DIFF = Difference To Personal Best Lap

3 -	1:56.258	0.906	77.02	18:20:31.218
4 -	1:56.741	1.389	76.70	18:22:27.959
5 -	1:57.691	2.339	76.08	18:24:25.650
6 -	1:56.132 (3)	0.780	77.10	18:26:21.782
7 -	1:55.583 (2)	0.231	77.47	18:28:17.365
8 -	1:56.159	0.807	77.08	18:30:13.524

P23 135 Louise ROUT

LAP	LAP TIME	DIFF	MPH	TIME OF DAY
1 -	2:07.162	9.413	70.41	18:16:43.964
2 -	1:57.749 (1)		76.04	18:18:41.713
3 -	1:59.303	1.554	75.05	18:20:41.016
4 -	1:59.267	1.518	75.07	18:22:40.283
5 -	1:58.190 (2)	0.441	75.76	18:24:38.473
6 -	1:58.424 (3)	0.675	75.61	18:26:36.897
7 -	1:58.942	1.193	75.28	18:28:35.839
8 -	1:58.611	0.862	75.49	18:30:34.450

P24 121 Davinia DOVE

LAP	LAP TIME	DIFF	MPH	TIME OF DAY
1 -	2:09.586	13.000	69.10	18:16:46.388
2 -	2:01.402	4.816	73.75	18:18:47.790
3 -	2:01.777	5.191	73.53	18:20:49.567
4 -	2:00.596	4.010	74.25	18:22:50.163
5 -	1:59.368 (3)	2.782	75.01	18:24:49.531
6 -	1:59.377	2.791	75.00	18:26:48.908
7 -	1:56.586 (1)		76.80	18:28:45.494
8 -	1:57.124 (2)	0.538	76.45	18:30:42.618

P25 100 Aaron BRADLEY

LAP	LAP TIME	DIFF	MPH	TIME OF DAY
1 -	2:08.642	11.249	69.60	18:16:45.444
2 -	2:01.944	4.551	73.43	18:18:47.388
3 -	2:01.987	4.594	73.40	18:20:49.375
4 -	1:59.662 (3)	2.269	74.83	18:22:49.037
5 -	2:00.012	2.619	74.61	18:24:49.049
6 -	1:59.726	2.333	74.79	18:26:48.775
7 -	1:57.659 (2)	0.266	76.10	18:28:46.434
8 -	1:57.393 (1)		76.27	18:30:43.827

P26 17 Ben BURNAL

LAP	LAP TIME	DIFF	MPH	TIME OF DAY
1 -	2:12.490	15.631	67.58	18:16:49.292
2 -	2:01.647	4.788	73.61	18:18:50.939
3 -	2:00.024	3.165	74.60	18:20:50.963
4 -	1:59.104 (3)	2.245	75.18	18:22:50.067
5 -	1:59.346	2.487	75.02	18:24:49.413
6 -	2:01.655	4.796	73.60	18:26:51.068
7 -	1:57.551 (2)	0.692	76.17	18:28:48.619
8 -	1:56.859 (1)		76.62	18:30:45.478

P27 28 Kurt HODGSON

LAP	LAP TIME	DIFF	MPH	TIME OF DAY
1 -	2:12.465	14.490	67.59	18:16:49.267
2 -	2:02.248	4.273	73.24	18:18:51.515
3 -	1:59.713	1.738	74.79	18:20:51.228
4 -	1:59.988	2.013	74.62	18:22:51.216
5 -	1:59.322	1.347	75.04	18:24:50.538
6 -	1:59.210 (3)	1.235	75.11	18:26:49.748
7 -	1:57.975 (1)		75.90	18:28:47.723

DIFF = Difference To Personal Best Lap

8 -	1:58.190 (2)	0.215	75.76	18:30:45.913
-----	--------------	-------	-------	--------------

P28 58 Steve YOUNG

LAP	LAP TIME	DIFF	MPH	TIME OF DAY
1 -	2:13.322	15.910	67.16	18:16:50.124
2 -	2:02.761	5.349	72.94	18:18:52.885
3 -	2:00.633	3.221	74.22	18:20:53.518
4 -	1:59.886	2.474	74.69	18:22:53.404
5 -	2:00.912	3.500	74.05	18:24:54.316
6 -	1:58.923 (3)	1.511	75.29	18:26:53.239
7 -	1:58.807 (2)	1.395	75.36	18:28:52.046
8 -	1:57.412 (1)		76.26	18:30:49.458

P29 39 Elwyn FRYER

LAP	LAP TIME	DIFF	MPH	TIME OF DAY
1 -	2:11.545	12.372	68.07	18:16:48.347
2 -	2:04.769	5.596	71.76	18:18:53.116
3 -	2:01.998	2.825	73.39	18:20:55.114
4 -	2:00.101	0.928	74.55	18:22:55.215
5 -	2:00.168	0.995	74.51	18:24:55.383
6 -	1:59.173 (1)		75.13	18:26:54.556
7 -	2:00.030 (3)	0.857	74.60	18:28:54.586
8 -	1:59.491 (2)	0.318	74.93	18:30:54.077

P30 38 Tom SAVILLE

LAP	LAP TIME	DIFF	MPH	TIME OF DAY
1 -	2:17.302	16.514	65.21	18:16:54.104
2 -	2:01.789	1.001	73.52	18:18:55.893
3 -	2:00.982 (3)	0.194	74.01	18:20:56.875
4 -	2:00.900 (2)	0.112	74.06	18:22:57.775
5 -	2:00.788 (1)		74.13	18:24:58.563
6 -	2:01.444	0.656	73.73	18:27:00.007
7 -	2:02.619	1.831	73.02	18:29:02.626

P31 63 Dan HARDY

LAP	LAP TIME	DIFF	MPH	TIME OF DAY
1 -	2:14.219	11.310	66.71	18:16:51.021
2 -	2:04.100 (2)	1.191	72.15	18:18:55.121
3 -	2:02.909 (1)		72.85	18:20:58.030
4 -	2:04.585	1.676	71.87	18:23:02.615
5 -	2:04.570 (3)	1.661	71.88	18:25:07.185
6 -	2:05.471	2.562	71.36	18:27:12.656
7 -	2:04.852	1.943	71.72	18:29:17.508

P32 59 Danielle COOPER

LAP	LAP TIME	DIFF	MPH	TIME OF DAY
1 -	2:22.609	6.716	62.79	18:16:59.411
2 -	2:20.764	4.871	63.61	18:19:20.175
3 -	2:21.478	5.585	63.29	18:21:41.653
4 -	2:17.279	1.386	65.22	18:23:58.932
5 -	2:15.893 (1)		65.89	18:26:14.825
6 -	2:15.954 (2)	0.061	65.86	18:28:30.779
7 -	2:16.700 (3)	0.807	65.50	18:30:47.479

P33 8 Gary ELLIS

LAP	LAP TIME	DIFF	MPH	TIME OF DAY
1 -	1:55.035 (1)		77.84	18:16:31.837

Weather / Track : Cloudy / Dry

Donington Park GP

Circuit Length = 2.4873 miles

Start: 18:14 Flag 18:28 End: 18:30



MRO 600 inc Clubman 600

**Round 6
Donington Park GP**

27th & 28th July 2013



Results Provided by Timing Solutions Ltd
www.tsl-timing.com

BMCRC-MRO Championships 2013 - Donington GP

Team Respro MRO 600 inc Clubman 600 & BMCRC Rookie 600

FREE PRACTICE - CLASSIFICATION

POS	NO	CL	PIC NAME	ENTRY	TIME	ON	LAPS	GAP	DIFF	MPH
1	46		1 David HEAL	Triumph - Littlewood Fencing	1:39.083	6	6			90.37
2	27		2 Sam MIDDLEMAS	Triumph -	1:39.808	6	6	0.725	0.725	89.71
3	122		3 Daniel FULLER	Triumph -	1:40.412	5	6	1.329	0.604	89.17
4	155		4 James EDWARDS	Yamaha - 3Gi/Go Racing	1:40.567	5	6	1.484	0.155	89.03
5	64	C	1 Ashley BUXTON	Yamaha -	1:40.923	2	6	1.840	0.356	88.72
6	666		5 Piers HUTCHINS	Triumph - HM Racing	1:41.846	5	6	2.763	0.923	87.92
7	67		6 Ross HUMPHRIES	Yamaha -	1:41.932	5	6	2.849	0.086	87.84
8	96		7 Martin TURNER	Yamaha - MSS Performance	1:42.310	5	6	3.227	0.378	87.52
9	11	C	2 Nick HOBDEN	Triumph - Littlewood Fencing	1:42.356	5	6	3.273	0.046	87.48
10	8		8 Andy IRWIN	Yamaha - Tsingtao Racing/MET Healthcare	1:42.978	6	6	3.895	0.622	86.95
11	33	C	3 Greg WRIGHT	Triumph - Skid Marques Tyres	1:43.433	6	6	4.350	0.455	86.57
12	58		9 Seb KELLY	Yamaha - Go Racing	1:43.592	5	6	4.509	0.159	86.43
13	54	C	4 Chris BECK	Suzuki - Wonderwalls	1:43.653	6	6	4.570	0.061	86.38
14	57	6R	2 James PUTTRELL	Yamaha - Bike Stop	1:43.763	6	6	4.680	0.110	86.29
15	117	C	5 Patryk RYDZINSKI	Honda -	1:44.143	4	6	5.060	0.380	85.98
16	61	C	6 Oilly SAVAGE	Kawasaki - Validus-IVC Ltd	1:44.295	5	6	5.212	0.152	85.85
17	92	C	7 Ian NEWBY	Kawasaki -	1:44.800	6	6	5.717	0.505	85.44
18	49	C	8 Ross MCLURG	Triumph - EDI Building	1:44.806	6	6	5.723	0.006	85.43
19	27	6R	5 Matt COLES	Yamaha -	1:45.103	5	6	6.020	0.297	85.19
20	55	C	9 David MILLS	Suzuki - Wonderwalls	1:45.616	4	6	6.533	0.513	84.78
21	67	6R	7 David WAKE	Yamaha -	1:45.728	6	6	6.645	0.112	84.69
22	35	C	10 Peter MANGER	Yamaha -	1:46.007	5	6	6.924	0.279	84.47
23	26	C	11 Simon BRABY	Yamaha -	1:46.029	6	6	6.946	0.022	84.45
24	75	6R	8 Paul GALLAWAY	Yamaha - Cornerstone Garage	1:46.641	4	6	7.558	0.612	83.96
25	11	6R	9 Li Jen HSIAO	Yamaha -	1:47.435	6	6	8.352	0.794	83.34
26	36	6R	10 Joe MUNCEY	Honda - Eastern Garage	1:47.813	6	6	8.730	0.378	83.05
27	50	C	12 Andrew O'BRIEN	Triumph -	1:48.709	6	6	9.626	0.896	82.37
28	5		10 Aaron CLARKE	Kawasaki - Vale Livestock	1:48.862	3	4	9.779	0.153	82.25
29	23	6R	12 Sam MILLS	Suzuki - Glenmill Homes	1:49.076	3	6	9.993	0.214	82.09
30	191	6R	13 Chris SMITH	Yamaha -	1:49.708	5	5	10.625	0.632	81.62
31	18	6R	14 William SIMPSON	Honda -	1:49.718	4	6	10.635	0.010	81.61
32	147		11 Sean CHASTON	Yamaha - Hyside M/C's	1:49.771	6	6	10.688	0.053	81.57
33	107	C	13 Rafal GRZEDA	Suzuki -	1:50.316	4	5	11.233	0.545	81.17
34	78	C	14 Shane HERBERT	Honda - MJR motorsport	1:50.446	4	5	11.363	0.130	81.07
35	19	C	15 Michael CHURCH	Yamaha - MC Racing	1:53.047	5	5	13.964	2.601	79.21
36	88	6R	17 Tom JEFFERIES	Yamaha -	1:53.351	1	5	14.268	0.304	78.99
37	9	6R	18 Chris LAY	Yamaha -	1:54.799	5	5	15.716	1.448	78.00
38	92	6R	19 Alex CAIRNS	Triumph - Motorcycle Junction	1:55.898	4	5	16.815	1.099	77.26
39	22	6R	20 Paul WILSON	Yamaha -	1:59.816	4	5	20.733	3.918	74.73
40	150	6R	21 Heather KNOWLES	Triumph -	2:15.244	4	4	36.161	15.428	66.20
41	127	6R	22 Tara PILL	Yamaha -	3:20.185	2	3	1:41.102	1:04.941	44.73

Donington Park GP
 Circuit Length = 2.4873 miles
 Start: 09:41 Flag 09:53 End: 09:55

Weather / Track : Cloudy / Dry

These results are provisional until the conclusion of any judicial and technical matters.

Clerk Of Course :	Timekeeper :
-------------------	--------------

Results can be found at www.tsl-timing.com

Printed - 09:55 Saturday, 27 July 2013



BMCRC-MRO Championships 2013 - Donington GP

Team Respro MRO 600 inc Clubman 600 & BMCRC Rookie 600

FREE PRACTICE - LAP ANALYSIS

DIFF = Difference To Personal Best Lap

P1 46 David HEAL				
LAP	LAP TIME	DIFF	MPH	TIME OF DAY
1 -	1:42.758	3.675	87.14	09:45:04.730
2 -	1:41.137 (3)	2.054	88.53	09:46:45.867
3 -	1:42.192	3.109	87.62	09:48:28.059
4 -	1:43.528	4.445	86.49	09:50:11.587
5 -	1:40.867 (2)	1.784	88.77	09:51:52.454
6 -	1:39.083 (1)		90.37	09:53:31.537

P2 27 Sam MIDDLEMAS				
LAP	LAP TIME	DIFF	MPH	TIME OF DAY
1 -	1:42.460	2.652	87.39	09:44:59.370
2 -	1:42.477	2.669	87.38	09:46:41.847
3 -	1:41.495	1.687	88.22	09:48:23.342
4 -	1:41.369 (3)	1.561	88.33	09:50:04.711
5 -	1:40.510 (2)	0.702	89.09	09:51:45.221
6 -	1:39.808 (1)		89.71	09:53:25.029

P3 122 Daniel FULLER				
LAP	LAP TIME	DIFF	MPH	TIME OF DAY
1 -	1:42.398	1.986	87.44	09:45:03.602
2 -	1:40.690 (2)	0.278	88.93	09:46:44.292
3 -	1:40.860 (3)	0.448	88.78	09:48:25.152
4 -	1:41.944	1.532	87.83	09:50:07.096
5 -	1:40.412 (1)		89.17	09:51:47.508
6 -	1:41.556	1.144	88.17	09:53:29.064

P4 155 James EDWARDS				
LAP	LAP TIME	DIFF	MPH	TIME OF DAY
1 -	1:42.911	2.344	87.01	09:44:42.449
2 -	1:43.662	3.095	86.38	09:46:26.111
3 -	1:41.119 (2)	0.552	88.55	09:48:07.230
4 -	1:41.300 (3)	0.733	88.39	09:49:48.530
5 -	1:40.567 (1)		89.03	09:51:29.097
6 -	1:44.429	3.862	85.74	09:53:13.526

P5 64 Ashley BUXTON				
LAP	LAP TIME	DIFF	MPH	TIME OF DAY
1 -	1:43.259 (3)	2.336	86.71	09:44:46.115
2 -	1:40.923 (1)		88.72	09:46:27.038
3 -	1:41.752 (2)	0.829	88.00	09:48:08.790
4 -	1:44.205	3.282	85.93	09:49:52.995
5 -	1:48.914 P	7.991	82.21	09:51:41.909
6 -	2:21.277	40.354	63.38	09:54:03.186

P6 666 Piers HUTCHINS				
LAP	LAP TIME	DIFF	MPH	TIME OF DAY
1 -	1:48.893	7.047	82.23	09:45:20.141
2 -	1:44.996	3.150	85.28	09:47:05.137
3 -	1:42.622	0.776	87.25	09:48:47.759
4 -	1:41.979 (2)	0.133	87.80	09:50:29.738
5 -	1:41.846 (1)		87.92	09:52:11.584
6 -	1:42.575 (3)	0.729	87.29	09:53:54.159

P7 67 Ross HUMPHRIES				
LAP	LAP TIME	DIFF	MPH	TIME OF DAY
1 -	1:48.043	6.111	82.87	09:45:19.858
2 -	1:44.048	2.116	86.06	09:47:03.906

DIFF = Difference To Personal Best Lap

3 -	1:42.599 (2)	0.667	87.27	09:48:46.505
4 -	1:42.766 (3)	0.834	87.13	09:50:29.271
5 -	1:41.932 (1)		87.84	09:52:11.203
6 -	2:03.933 P	22.001	72.25	09:54:15.136

P8 96 Martin TURNER				
LAP	LAP TIME	DIFF	MPH	TIME OF DAY
1 -	1:47.896	5.586	82.99	09:45:22.330
2 -	1:47.371 (3)	5.061	83.39	09:47:09.701
3 -	1:45.804 (2)	3.494	84.63	09:48:55.505
4 -	1:47.918	5.608	82.97	09:50:43.423
5 -	1:42.310 (1)		87.52	09:52:25.733
6 -	1:45.504 P	3.194	84.87	09:54:11.237

P9 11 Nick HOBDEN				
LAP	LAP TIME	DIFF	MPH	TIME OF DAY
1 -	1:49.332	6.976	81.90	09:45:19.651
2 -	1:47.394	5.038	83.37	09:47:07.045
3 -	1:43.193 (2)	0.837	86.77	09:48:50.238
4 -	1:45.011 (3)	2.655	85.27	09:50:35.249
5 -	1:42.356 (1)		87.48	09:52:17.605
6 -	1:46.806	4.450	83.83	09:54:04.411

P10 8 Andy IRWIN				
LAP	LAP TIME	DIFF	MPH	TIME OF DAY
1 -	1:47.831	4.853	83.04	09:45:35.309
2 -	1:46.017	3.039	84.46	09:47:21.326
3 -	1:45.042	2.064	85.24	09:49:06.368
4 -	1:44.020 (2)	1.042	86.08	09:50:50.388
5 -	1:44.392 (3)	1.414	85.77	09:52:34.780
6 -	1:42.978 (1)		86.95	09:54:17.758

P11 33 Greg WRIGHT				
LAP	LAP TIME	DIFF	MPH	TIME OF DAY
1 -	1:53.058	9.625	79.20	09:44:57.799
2 -	1:47.755	4.322	83.10	09:46:45.554
3 -	1:45.297	1.864	85.03	09:48:30.851
4 -	1:43.737 (2)	0.304	86.31	09:50:14.588
5 -	1:44.010 (3)	0.577	86.09	09:51:58.598
6 -	1:43.433 (1)		86.57	09:53:42.031

P12 58 Seb KELLY				
LAP	LAP TIME	DIFF	MPH	TIME OF DAY
1 -	1:46.360	2.768	84.19	09:45:00.079
2 -	1:45.276	1.684	85.05	09:46:45.355
3 -	1:44.977 (3)	1.385	85.29	09:48:30.332
4 -	1:44.073 (2)	0.481	86.04	09:50:14.405
5 -	1:43.592 (1)		86.43	09:51:57.997
6 -	1:45.046	1.454	85.24	09:53:43.043

P13 54 Chris BECK				
LAP	LAP TIME	DIFF	MPH	TIME OF DAY
1 -	1:49.006	5.353	82.14	09:45:34.983
2 -	1:47.362	3.709	83.40	09:47:22.345
3 -	1:45.754	2.101	84.67	09:49:08.099
4 -	1:45.260 (3)	1.607	85.06	09:50:53.359
5 -	1:44.158 (2)	0.505	85.96	09:52:37.517
6 -	1:43.653 (1)		86.38	09:54:21.170

Weather / Track : Cloudy / Dry

Donington Park GP

Circuit Length = 2.4873 miles

Start: 09:41 Flag 09:53 End: 09:55

BMCRC-MRO Championships 2013 - Donington GP

Team Respro MRO 600 inc Clubman 600 & BMCRC Rookie 600

FREE PRACTICE - LAP ANALYSIS

DIFF = Difference To Personal Best Lap

P14 57 James PUTTRELL				
LAP	LAP TIME	DIFF	MPH	TIME OF DAY
1 -	1:50.056	6.293	81.36	09:45:27.550
2 -	1:46.738	2.975	83.89	09:47:14.288
3 -	1:44.760 (3)	0.997	85.47	09:48:59.048
4 -	1:45.326	1.563	85.01	09:50:44.374
5 -	1:44.552 (2)	0.789	85.64	09:52:28.926
6 -	1:43.763 (1)		86.29	09:54:12.689

P15 117 Patryk RYDZINSKI				
LAP	LAP TIME	DIFF	MPH	TIME OF DAY
1 -	1:52.362	8.219	79.69	09:45:39.054
2 -	1:46.878	2.735	83.78	09:47:25.932
3 -	1:45.438	1.295	84.92	09:49:11.370
4 -	1:44.143 (1)		85.98	09:50:55.513
5 -	1:44.700 (2)	0.557	85.52	09:52:40.213
6 -	1:44.878 (3)	0.735	85.37	09:54:25.091

P16 61 Oilly SAVAGE				
LAP	LAP TIME	DIFF	MPH	TIME OF DAY
1 -	1:49.900	5.605	81.47	09:45:18.901
2 -	1:47.121	2.826	83.59	09:47:06.022
3 -	1:44.909 (2)	0.614	85.35	09:48:50.931
4 -	1:45.301	1.006	85.03	09:50:36.232
5 -	1:44.295 (1)		85.85	09:52:20.527
6 -	1:44.948 (3)	0.653	85.32	09:54:05.475

P17 92 Ian NEWBY				
LAP	LAP TIME	DIFF	MPH	TIME OF DAY
1 -	1:49.315	4.515	81.91	09:45:08.267
2 -	1:46.989 (3)	2.189	83.69	09:46:55.256
3 -	1:48.216	3.416	82.74	09:48:43.472
4 -	1:47.758	2.958	83.09	09:50:31.230
5 -	1:45.156 (2)	0.356	85.15	09:52:16.386
6 -	1:44.800 (1)		85.44	09:54:01.186

P18 49 Ross MCLURG				
LAP	LAP TIME	DIFF	MPH	TIME OF DAY
1 -	1:50.931	6.125	80.72	09:45:21.587
2 -	1:48.094	3.288	82.83	09:47:09.681
3 -	1:46.428 (3)	1.622	84.13	09:48:56.109
4 -	1:47.592	2.786	83.22	09:50:43.701
5 -	1:46.283 (2)	1.477	84.25	09:52:29.984
6 -	1:44.806 (1)		85.43	09:54:14.790

P19 27 Matt COLES				
LAP	LAP TIME	DIFF	MPH	TIME OF DAY
1 -	1:50.822	5.719	80.80	09:45:32.592
2 -	1:48.040	2.937	82.88	09:47:20.632
3 -	1:48.201	3.098	82.75	09:49:08.833
4 -	1:46.179 (2)	1.076	84.33	09:50:55.012
5 -	1:45.103 (1)		85.19	09:52:40.115
6 -	1:46.398 (3)	1.295	84.16	09:54:26.513

P20 55 David MILLS				
LAP	LAP TIME	DIFF	MPH	TIME OF DAY
1 -	1:51.608	5.992	80.23	09:45:39.832
2 -	1:48.382	2.766	82.61	09:47:28.214

DIFF = Difference To Personal Best Lap

3 -	1:47.383	1.767	83.38	09:49:15.597
4 -	1:45.616 (1)		84.78	09:51:01.213
5 -	1:46.769 (2)	1.153	83.86	09:52:47.982
6 -	1:46.956 (3)	1.340	83.72	09:54:34.938

P21 67 David WAKE				
LAP	LAP TIME	DIFF	MPH	TIME OF DAY
1 -	1:50.653	4.925	80.92	09:45:23.555
2 -	1:47.123 (3)	1.395	83.59	09:47:10.678
3 -	2:06.284	20.556	70.90	09:49:16.962
4 -	1:46.148 (2)	0.420	84.35	09:51:03.110
5 -	1:49.119	3.391	82.06	09:52:52.229
6 -	1:45.728 (1)		84.69	09:54:37.957

P22 35 Peter MANGER				
LAP	LAP TIME	DIFF	MPH	TIME OF DAY
1 -	1:52.785	6.778	79.39	09:45:19.661
2 -	1:48.564	2.557	82.48	09:47:08.225
3 -	1:46.771 (3)	0.764	83.86	09:48:54.996
4 -	1:47.593	1.586	83.22	09:50:42.589
5 -	1:46.007 (1)		84.47	09:52:28.596
6 -	1:46.096 (2)	0.089	84.39	09:54:14.692

P23 26 Simon BRABY				
LAP	LAP TIME	DIFF	MPH	TIME OF DAY
1 -	1:50.321	4.292	81.16	09:45:18.052
2 -	1:48.998	2.969	82.15	09:47:07.050
3 -	1:47.599 (3)	1.570	83.22	09:48:54.649
4 -	1:48.716	2.687	82.36	09:50:43.365
5 -	1:46.731 (2)	0.702	83.89	09:52:30.096
6 -	1:46.029 (1)		84.45	09:54:16.125

P24 75 Paul GALLAWAY				
LAP	LAP TIME	DIFF	MPH	TIME OF DAY
1 -	1:52.329	5.688	79.71	09:45:23.472
2 -	1:50.478	3.837	81.05	09:47:13.950
3 -	1:48.366	1.725	82.63	09:49:02.316
4 -	1:46.641 (1)		83.96	09:50:48.957
5 -	1:47.231 (3)	0.590	83.50	09:52:36.188
6 -	1:47.095 (2)	0.454	83.61	09:54:23.283

P25 11 Li Jen HSIAO				
LAP	LAP TIME	DIFF	MPH	TIME OF DAY
1 -	1:52.899	5.464	79.31	09:45:21.497
2 -	1:48.048	0.613	82.87	09:47:09.545
3 -	1:47.670 (2)	0.235	83.16	09:48:57.215
4 -	1:49.688	2.253	81.63	09:50:46.903
5 -	1:48.040 (3)	0.605	82.88	09:52:34.943
6 -	1:47.435 (1)		83.34	09:54:22.378

P26 36 Joe MUNCEY				
LAP	LAP TIME	DIFF	MPH	TIME OF DAY
1 -	1:54.519	6.706	78.19	09:45:11.313
2 -	1:51.407	3.594	80.37	09:47:02.720
3 -	1:50.244 (3)	2.431	81.22	09:48:52.964
4 -	1:52.390	4.577	79.67	09:50:45.354
5 -	1:47.911 (2)	0.098	82.98	09:52:33.265
6 -	1:47.813 (1)		83.05	09:54:21.078

Weather / Track : Cloudy / Dry

Donington Park GP

Circuit Length = 2.4873 miles

Start: 09:41 Flag 09:53 End: 09:55

BMCRC-MRO Championships 2013 - Donington GP

Team Respro MRO 600 inc Clubman 600 & BMCRC Rookie 600

FREE PRACTICE - LAP ANALYSIS

DIFF = Difference To Personal Best Lap

P27 50 Andrew O'BRIEN				
LAP	LAP TIME	DIFF	MPH	TIME OF DAY
1 -	1:53.845	5.136	78.65	09:45:38.924
2 -	1:52.470	3.761	79.61	09:47:31.394
3 -	1:51.421	2.712	80.36	09:49:22.815
4 -	1:49.249 (2)	0.540	81.96	09:51:12.064
5 -	1:49.637 (3)	0.928	81.67	09:53:01.701
6 -	1:48.709 (1)		82.37	09:54:50.410

P28 5 Aaron CLARKE				
LAP	LAP TIME	DIFF	MPH	TIME OF DAY
1 -	1:50.707 P	1.845	80.88	09:45:08.728
2 -	4:32.522 (2)	2:43.660	32.85	09:49:41.250
3 -	1:48.862 (1)		82.25	09:51:30.112
4 -	1:51.104 P	2.242	80.59	09:53:21.216

P29 23 Sam MILLS				
LAP	LAP TIME	DIFF	MPH	TIME OF DAY
1 -	1:52.063	2.987	79.90	09:45:20.886
2 -	1:49.661 (2)	0.585	81.65	09:47:10.547
3 -	1:49.076 (1)		82.09	09:48:59.623
4 -	1:49.892 (3)	0.816	81.48	09:50:49.515
5 -	1:50.113	1.037	81.32	09:52:39.628
6 -	1:50.542	1.466	81.00	09:54:30.170

P30 191 Chris SMITH				
LAP	LAP TIME	DIFF	MPH	TIME OF DAY
1 -	1:54.385	4.677	78.28	09:45:46.801
2 -	1:53.547	3.839	78.86	09:47:40.348
3 -	1:52.447 (3)	2.739	79.63	09:49:32.795
4 -	1:51.716 (2)	2.008	80.15	09:51:24.511
5 -	1:49.708 (1)		81.62	09:53:14.219

P31 18 William SIMPSON				
LAP	LAP TIME	DIFF	MPH	TIME OF DAY
1 -	1:55.856	6.138	77.28	09:45:26.288
2 -	1:54.550	4.832	78.17	09:47:20.838
3 -	1:51.964	2.246	79.97	09:49:12.802
4 -	1:49.718 (1)		81.61	09:51:02.520
5 -	1:51.888 (3)	2.170	80.03	09:52:54.408
6 -	1:49.999 (2)	0.281	81.40	09:54:44.407

P32 147 Sean CHASTON				
LAP	LAP TIME	DIFF	MPH	TIME OF DAY
1 -	1:55.490	5.719	77.53	09:45:35.061
2 -	1:53.693	3.922	78.75	09:47:28.754
3 -	1:50.871 (3)	1.100	80.76	09:49:19.625
4 -	1:50.890	1.119	80.75	09:51:10.515
5 -	1:50.527 (2)	0.756	81.01	09:53:01.042
6 -	1:49.771 (1)		81.57	09:54:50.813

P33 107 Rafal GRZEDA				
LAP	LAP TIME	DIFF	MPH	TIME OF DAY
1 -	1:53.488	3.172	78.90	09:45:44.391
2 -	1:51.770 (3)	1.454	80.11	09:47:36.161
3 -	1:50.614 (2)	0.298	80.95	09:49:26.775
4 -	1:50.316 (1)		81.17	09:51:17.091
5 -	1:53.821	3.505	78.67	09:53:10.912

DIFF = Difference To Personal Best Lap

P34 78 Shane HERBERT				
LAP	LAP TIME	DIFF	MPH	TIME OF DAY
1 -	1:59.234	8.788	75.09	09:45:51.752
2 -	1:53.840	3.394	78.65	09:47:45.592
3 -	1:51.739 (3)	1.293	80.13	09:49:37.331
4 -	1:50.446 (1)		81.07	09:51:27.777
5 -	1:51.594 (2)	1.148	80.24	09:53:19.371

P35 19 Michael CHURCH				
LAP	LAP TIME	DIFF	MPH	TIME OF DAY
1 -	1:58.415	5.368	75.61	09:45:40.042
2 -	1:56.064	3.017	77.15	09:47:36.106
3 -	1:54.686 (3)	1.639	78.07	09:49:30.792
4 -	1:53.547 (2)	0.500	78.86	09:51:24.339
5 -	1:53.047 (1)		79.21	09:53:17.386

P36 88 Tom JEFFERIES				
LAP	LAP TIME	DIFF	MPH	TIME OF DAY
1 -	1:53.351 (1)		78.99	09:45:42.491
2 -	1:54.486	1.135	78.21	09:47:36.977
3 -	1:54.070	0.719	78.49	09:49:31.047
4 -	1:54.050 (3)	0.699	78.51	09:51:25.097
5 -	1:53.489 (2)	0.138	78.90	09:53:18.586

P37 9 Chris LAY				
LAP	LAP TIME	DIFF	MPH	TIME OF DAY
1 -	1:56.151 (2)	1.352	77.09	09:45:34.512
2 -	1:58.487	3.688	75.57	09:47:32.999
3 -	1:56.513 (3)	1.714	76.85	09:49:29.512
4 -	1:58.025	3.226	75.86	09:51:27.537
5 -	1:54.799 (1)		78.00	09:53:22.336

P38 92 Alex CAIRNS				
LAP	LAP TIME	DIFF	MPH	TIME OF DAY
1 -	2:02.078	6.180	73.35	09:46:04.381
2 -	1:57.997 (2)	2.099	75.88	09:48:02.378
3 -	1:58.556 (3)	2.658	75.52	09:50:00.934
4 -	1:55.898 (1)		77.26	09:51:56.832
5 -	1:59.579	3.681	74.88	09:53:56.411

P39 22 Paul WILSON				
LAP	LAP TIME	DIFF	MPH	TIME OF DAY
1 -	2:05.301	5.485	71.46	09:45:50.678
2 -	2:02.669	2.853	72.99	09:47:53.347
3 -	2:02.172 (2)	2.356	73.29	09:49:55.519
4 -	1:59.816 (1)		74.73	09:51:55.335
5 -	2:02.538 (3)	2.722	73.07	09:53:57.873

P40 150 Heather KNOWLES				
LAP	LAP TIME	DIFF	MPH	TIME OF DAY
1 -	2:17.688	2.444	65.03	09:46:27.570
2 -	2:16.011 (3)	0.767	65.83	09:48:43.581
3 -	2:15.689 (2)	0.445	65.99	09:50:59.270
4 -	2:15.244 (1)		66.20	09:53:14.514

Weather / Track : Cloudy / Dry

Donington Park GP

Circuit Length = 2.4873 miles

Start: 09:41 Flag 09:53 End: 09:55

BMCRC-MRO Championships 2013 - Donington GP

Team Respro MRO 600 inc Clubman 600 & BMCRC Rookie 600

FREE PRACTICE - LAP ANALYSIS

DIFF = Difference To Personal Best Lap

P41 127 Tara PILL				
LAP	LAP TIME	DIFF	MPH	TIME OF DAY
1 -	3:04.720 P		48.47	09:47:22.086
2 -	3:20.185 (1)		44.73	09:50:42.271
3 -	2:47.269 P		53.53	09:53:29.540

BMCRC-MRO Championships 2013 - Donington GP

Team Respro MRO 600 inc Clubman 600

QUALIFYING - CLASSIFICATION

POS	NO	CL	PIC NAME	ENTRY	TIME	ON	LAPS	GAP	DIFF	MPH
1	3		1 Philip ATKINSON	Triumph - Tsingtao Racing	1:37.353	1	6			91.97
2	69		2 Stuart VOSKAMP	Suzuki - Tsingtao Racing	1:37.817	5	6	0.464	0.464	91.54
3	46		3 David HEAL	Triumph - Littlewood Fencing	1:37.855	4	6	0.502	0.038	91.50
4	155		4 James EDWARDS	Yamaha - 3Gi/Go Racing	1:39.096	4	6	1.743	1.241	90.36
5	27		5 Sam MIDDLEMAS	Triumph -	1:39.128	1	6	1.775	0.032	90.33
6	67		6 Ross HUMPHRIES	Yamaha -	1:39.666	3	6	2.313	0.538	89.84
7	33	C	1 Greg WRIGHT	Triumph - Skid Marques Tyres	1:39.701	3	6	2.348	0.035	89.81
8	64	C	2 Ashley BUXTON	Yamaha -	1:39.792	1	6	2.439	0.091	89.73
9	666		7 Piers HUTCHINS	Triumph - HM Racing	1:39.910	4	6	2.557	0.118	89.62
10	8		8 Andy IRWIN	Yamaha - Tsingtao Racing/MET Healthcare	1:40.150	6	6	2.797	0.240	89.41
11	58		9 Seb KELLY	Yamaha - Go Racing	1:40.811	6	6	3.458	0.661	88.82
12	96		10 Martin TURNER	Yamaha - MSS Performance	1:41.288	4	6	3.935	0.477	88.40
13	49	C	3 Ross MCLURG	Triumph - EDI Building	1:42.016	5	6	4.663	0.728	87.77
14	11	C	4 Nick HOBDEN	Triumph - Littlewood Fencing	1:42.161	4	6	4.808	0.145	87.65
15	92	C	5 Ian NEWBY	Kawasaki -	1:42.396	6	6	5.043	0.235	87.44
16	61	C	6 Oilly SAVAGE	Kawasaki - Validus-IVC Ltd	1:42.751	4	6	5.398	0.355	87.14
17	117	C	7 Patryk RYDZINSKI	Honda -	1:43.508	5	5	6.155	0.757	86.50
18	136	C	8 Joe MUNCEY	Honda - Eastern Garage	1:43.861	4	6	6.508	0.353	86.21
19	35	C	9 Peter MANGER	Yamaha -	1:44.348	6	6	6.995	0.487	85.81
20	54	C	10 Chris BECK	Suzuki - Wonderwalls	1:44.544	4	6	7.191	0.196	85.65
21	50	C	11 Andrew O'BRIEN	Triumph -	1:44.912	5	6	7.559	0.368	85.35
22	55	C	12 David MILLS	Suzuki - Wonderwalls	1:45.709	2	6	8.356	0.797	84.70
23	26	C	13 Simon BRABY	Yamaha -	1:45.726	5	6	8.373	0.017	84.69
24	147		11 Sean CHASTON	Yamaha - Hyside M/C's	1:46.667	5	5	9.314	0.941	83.94
25	78	C	14 Shane HERBERT	Honda - MJR motorsport	1:46.742	4	5	9.389	0.075	83.88
26	107	C	15 Rafal GRZEDA	Suzuki -	1:47.330	2	5	9.977	0.588	83.42
27	19	C	16 Michael CHURCH	Yamaha - MC Racing	1:47.942	4	5	10.589	0.612	82.95
28	36	C	17 Andrew SCOTT	Yamaha - Go Racing/TG Askew	1:48.973	5	5	11.620	1.031	82.17
29	122		12 Daniel FULLER	Triumph -			0			

Donington Park GP
 Circuit Length = 2.4873 miles
 Start: 11:49 Flag 12:02 End: 12:03

Weather / Track : Cloudy / Dry
 These results are provisional until the conclusion of any judicial and technical matters.

Clerk Of Course :	Timekeeper :
-------------------	--------------

Results can be found at www.tsl-timing.com

Printed - 12:03 Saturday, 27 July 2013



BMCRC-MRO Championships 2013 - Donington GP

Team Respro MRO 600 inc Clubman 600

QUALIFYING - LAP ANALYSIS

DIFF = Difference To Personal Best Lap

P1 3 Philip ATKINSON				
LAP	LAP TIME	DIFF	MPH	TIME OF DAY
1 -	1:37.353 (1)		91.97	11:52:53.853
2 -	1:38.403	1.050	90.99	11:54:32.256
3 -	1:38.105	0.752	91.27	11:56:10.361
4 -	1:37.653 (3)	0.300	91.69	11:57:48.014
5 -	1:37.987	0.634	91.38	11:59:26.001
6 -	1:37.426 (2)	0.073	91.91	12:01:03.427

P2 69 Stuart VOSKAMP				
LAP	LAP TIME	DIFF	MPH	TIME OF DAY
1 -	1:42.961	5.144	86.96	11:53:05.781
2 -	1:40.713	2.896	88.91	11:54:46.494
3 -	1:40.299	2.482	89.27	11:56:26.793
4 -	1:38.841 (3)	1.024	90.59	11:58:05.634
5 -	1:37.817 (1)		91.54	11:59:43.451
6 -	1:37.864 (2)	0.047	91.49	12:01:21.315

P3 46 David HEAL				
LAP	LAP TIME	DIFF	MPH	TIME OF DAY
1 -	1:40.663	2.808	88.95	11:53:00.529
2 -	1:39.499	1.644	89.99	11:54:40.028
3 -	1:38.521 (3)	0.666	90.88	11:56:18.549
4 -	1:37.855 (1)		91.50	11:57:56.404
5 -	2:10.257	32.402	68.74	12:00:06.661
6 -	1:38.145 (2)	0.290	91.23	12:01:44.806

P4 155 James EDWARDS				
LAP	LAP TIME	DIFF	MPH	TIME OF DAY
1 -	1:39.859	0.763	89.67	11:52:51.946
2 -	1:40.187	1.091	89.37	11:54:32.133
3 -	1:42.909	3.813	87.01	11:56:15.042
4 -	1:39.096 (1)		90.36	11:57:54.138
5 -	1:39.776 (3)	0.680	89.74	11:59:33.914
6 -	1:39.268 (2)	0.172	90.20	12:01:13.182

P5 27 Sam MIDDLEMAS				
LAP	LAP TIME	DIFF	MPH	TIME OF DAY
1 -	1:39.128 (1)		90.33	11:52:52.170
2 -	1:41.004	1.876	88.65	11:54:33.174
3 -	1:39.842 (2)	0.714	89.68	11:56:13.016
4 -	1:40.465 (3)	1.337	89.13	11:57:53.481
5 -	1:44.648	5.520	85.56	11:59:38.129
6 -	1:48.393	9.265	82.61	12:01:26.522

P6 67 Ross HUMPHRIES				
LAP	LAP TIME	DIFF	MPH	TIME OF DAY
1 -	1:40.415 (3)	0.749	89.17	11:52:56.838
2 -	1:40.432	0.766	89.15	11:54:37.270
3 -	1:39.666 (1)		89.84	11:56:16.936
4 -	1:39.981 (2)	0.315	89.56	11:57:56.917
5 -	1:43.274	3.608	86.70	11:59:40.191
6 -	1:41.605	1.939	88.13	12:01:21.796

P7 33 Greg WRIGHT				
LAP	LAP TIME	DIFF	MPH	TIME OF DAY
1 -	1:41.768	2.067	87.98	11:52:57.287
2 -	1:40.413 (3)	0.712	89.17	11:54:37.700

DIFF = Difference To Personal Best Lap

3 -	1:39.701 (1)		89.81	11:56:17.401
4 -	1:39.868 (2)	0.167	89.66	11:57:57.269
5 -	2:14.178	34.477	66.73	12:00:11.447
6 -	1:41.694	1.993	88.05	12:01:53.141

P8 64 Ashley BUXTON				
LAP	LAP TIME	DIFF	MPH	TIME OF DAY
1 -	1:39.792 (1)		89.73	11:52:51.293
2 -	1:40.485 (3)	0.693	89.11	11:54:31.778
3 -	1:39.815 (2)	0.023	89.71	11:56:11.593
4 -	1:42.148	2.356	87.66	11:57:53.741
5 -	1:43.630 P	3.838	86.40	11:59:37.371
6 -	2:25.888	46.096	61.37	12:02:03.259

P9 666 Piers HUTCHINS				
LAP	LAP TIME	DIFF	MPH	TIME OF DAY
1 -	1:41.284	1.374	88.40	11:52:59.402
2 -	1:40.411	0.501	89.17	11:54:39.813
3 -	1:40.162 (2)	0.252	89.39	11:56:19.975
4 -	1:39.910 (1)		89.62	11:57:59.885
5 -	1:40.407	0.497	89.18	11:59:40.292
6 -	1:40.232 (3)	0.322	89.33	12:01:20.524

P10 8 Andy IRWIN				
LAP	LAP TIME	DIFF	MPH	TIME OF DAY
1 -	1:42.182	2.032	87.63	11:53:04.372
2 -	1:41.933	1.783	87.84	11:54:46.305
3 -	1:41.561	1.411	88.16	11:56:27.866
4 -	1:41.193 (3)	1.043	88.48	11:58:09.059
5 -	1:40.966 (2)	0.816	88.68	11:59:50.025
6 -	1:40.150 (1)		89.41	12:01:30.175

P11 58 Seb KELLY				
LAP	LAP TIME	DIFF	MPH	TIME OF DAY
1 -	1:42.596	1.785	87.27	11:53:01.217
2 -	1:42.365	1.554	87.47	11:54:43.582
3 -	1:42.005	1.194	87.78	11:56:25.587
4 -	1:41.523 (3)	0.712	88.20	11:58:07.110
5 -	1:41.388 (2)	0.577	88.31	11:59:48.498
6 -	1:40.811 (1)		88.82	12:01:29.309

P12 96 Martin TURNER				
LAP	LAP TIME	DIFF	MPH	TIME OF DAY
1 -	1:45.337	4.049	85.00	11:53:39.264
2 -	1:43.769	2.481	86.29	11:55:23.033
3 -	1:42.128 (3)	0.840	87.67	11:57:05.161
4 -	1:41.288 (1)		88.40	11:58:46.449
5 -	1:41.781 (2)	0.493	87.97	12:00:28.230
6 -	1:47.157	5.869	83.56	12:02:15.387

P13 49 Ross MCLURG				
LAP	LAP TIME	DIFF	MPH	TIME OF DAY
1 -	1:46.059	4.043	84.42	11:53:16.983
2 -	1:44.343	2.327	85.81	11:55:01.326
3 -	1:43.340 (3)	1.324	86.65	11:56:44.666
4 -	1:43.233 (2)	1.217	86.74	11:58:27.899
5 -	1:42.016 (1)		87.77	12:00:09.915
6 -	1:48.046 P	6.030	82.87	12:01:57.961

Weather / Track : Cloudy / Dry

Donington Park GP

Circuit Length = 2.4873 miles

Start: 11:49 Flag 12:02 End: 12:03

BMCRC-MRO Championships 2013 - Donington GP

Team Respro MRO 600 inc Clubman 600

QUALIFYING - LAP ANALYSIS

DIFF = Difference To Personal Best Lap

P14 11 Nick HOBDEN				
LAP	LAP TIME	DIFF	MPH	TIME OF DAY
1 -	1:42.536 (2)	0.375	87.32	11:53:03.551
2 -	1:43.259	1.098	86.71	11:54:46.810
3 -	1:43.093	0.932	86.85	11:56:29.903
4 -	1:42.161 (1)		87.65	11:58:12.064
5 -	1:42.541 (3)	0.380	87.32	11:59:54.605
6 -	1:49.218	7.057	81.98	12:01:43.823

P15 92 Ian NEWBY				
LAP	LAP TIME	DIFF	MPH	TIME OF DAY
1 -	1:46.459	4.063	84.11	11:53:13.842
2 -	1:45.963	3.567	84.50	11:54:59.805
3 -	1:44.753	2.357	85.48	11:56:44.558
4 -	1:44.614 (3)	2.218	85.59	11:58:29.172
5 -	1:44.218 (2)	1.822	85.92	12:00:13.390
6 -	1:42.396 (1)		87.44	12:01:55.786

P16 61 Oilly SAVAGE				
LAP	LAP TIME	DIFF	MPH	TIME OF DAY
1 -	1:46.033	3.282	84.44	11:53:16.249
2 -	1:45.301	2.550	85.03	11:55:01.550
3 -	1:45.328	2.577	85.01	11:56:46.878
4 -	1:42.751 (1)		87.14	11:58:29.629
5 -	1:44.224 (3)	1.473	85.91	12:00:13.853
6 -	1:43.303 (2)	0.552	86.68	12:01:57.156

P17 117 Patryk RYDZINSKI				
LAP	LAP TIME	DIFF	MPH	TIME OF DAY
1 -	1:47.404	3.896	83.37	11:53:19.056
2 -	1:44.601	1.093	85.60	11:55:03.657
3 -	1:44.401 (3)	0.893	85.76	11:56:48.058
4 -	1:43.569 (2)	0.061	86.45	11:58:31.627
5 -	1:43.508 (1)		86.50	12:00:15.135

P18 136 Joe MUNCEY				
LAP	LAP TIME	DIFF	MPH	TIME OF DAY
1 -	1:48.879	5.018	82.24	11:53:19.607
2 -	1:46.371	2.510	84.18	11:55:05.978
3 -	1:44.248 (2)	0.387	85.89	11:56:50.226
4 -	1:43.861 (1)		86.21	11:58:34.087
5 -	1:45.341 (3)	1.480	85.00	12:00:19.428
6 -	1:47.129	3.268	83.58	12:02:06.557

P19 35 Peter MANGER				
LAP	LAP TIME	DIFF	MPH	TIME OF DAY
1 -	1:48.144	3.796	82.80	11:53:13.605
2 -	1:45.672	1.324	84.73	11:54:59.277
3 -	1:44.778 (3)	0.430	85.46	11:56:44.055
4 -	1:44.412 (2)	0.064	85.76	11:58:28.467
5 -	1:44.930	0.582	85.33	12:00:13.397
6 -	1:44.348 (1)		85.81	12:01:57.745

P20 54 Chris BECK				
LAP	LAP TIME	DIFF	MPH	TIME OF DAY
1 -	1:47.792	3.248	83.07	11:53:14.169
2 -	1:45.871	1.327	84.57	11:55:00.040
3 -	1:45.444 (2)	0.900	84.92	11:56:45.484

DIFF = Difference To Personal Best Lap

4 -	1:44.544 (1)		85.65	11:58:30.028
5 -	1:45.552 (3)	1.008	84.83	12:00:15.580
6 -	1:48.681 P	4.137	82.39	12:02:04.261

P21 50 Andrew O'BRIEN				
LAP	LAP TIME	DIFF	MPH	TIME OF DAY
1 -	1:47.454	2.542	83.33	11:53:18.904
2 -	1:46.140 (2)	1.228	84.36	11:55:05.044
3 -	1:46.954 (3)	2.042	83.72	11:56:51.998
4 -	1:47.905	2.993	82.98	11:58:39.903
5 -	1:44.912 (1)		85.35	12:00:24.815
6 -	1:47.057	2.145	83.64	12:02:11.872

P22 55 David MILLS				
LAP	LAP TIME	DIFF	MPH	TIME OF DAY
1 -	1:48.516	2.807	82.51	11:53:17.572
2 -	1:45.709 (1)		84.70	11:55:03.281
3 -	1:46.184 (2)	0.475	84.32	11:56:49.465
4 -	1:46.828	1.119	83.82	11:58:36.293
5 -	1:46.564 (3)	0.855	84.02	12:00:22.857
6 -	1:47.678	1.969	83.15	12:02:10.535

P23 26 Simon BRABY				
LAP	LAP TIME	DIFF	MPH	TIME OF DAY
1 -	1:47.377	1.651	83.39	11:53:15.104
2 -	1:46.118 (3)	0.392	84.38	11:55:01.222
3 -	1:46.485	0.759	84.09	11:56:47.707
4 -	1:45.902 (2)	0.176	84.55	11:58:33.609
5 -	1:45.726 (1)		84.69	12:00:19.335
6 -	1:46.405	0.679	84.15	12:02:05.740

P24 147 Sean CHASTON				
LAP	LAP TIME	DIFF	MPH	TIME OF DAY
1 -	1:50.647	3.980	80.92	11:53:27.714
2 -	1:48.603	1.936	82.45	11:55:16.317
3 -	1:48.516 (3)	1.849	82.51	11:57:04.833
4 -	1:47.189 (2)	0.522	83.53	11:58:52.022
5 -	1:46.667 (1)		83.94	12:00:38.689

P25 78 Shane HERBERT				
LAP	LAP TIME	DIFF	MPH	TIME OF DAY
1 -	1:48.359	1.617	82.63	11:53:18.399
2 -	1:47.421 (3)	0.679	83.35	11:55:05.820
3 -	1:47.195 (2)	0.453	83.53	11:56:53.015
4 -	1:46.742 (1)		83.88	11:58:39.757
5 -	2:00.488	13.746	74.31	12:00:40.245

P26 107 Rafal GRZEDA				
LAP	LAP TIME	DIFF	MPH	TIME OF DAY
1 -	1:48.218	0.888	82.74	11:53:21.637
2 -	1:47.330 (1)		83.42	11:55:08.967
3 -	1:47.389 (2)	0.059	83.38	11:56:56.356
4 -	1:48.159	0.829	82.78	11:58:44.515
5 -	1:47.755 (3)	0.425	83.10	12:00:32.270

P27 19 Michael CHURCH				
LAP	LAP TIME	DIFF	MPH	TIME OF DAY
1 -	1:51.981	4.039	79.96	11:53:31.767

Weather / Track : Cloudy / Dry

Donington Park GP

Circuit Length = 2.4873 miles

Start: 11:49 Flag 12:02 End: 12:03

BMCRC-MRO Championships 2013 - Donington GP

Team Respro MRO 600 inc Clubman 600

QUALIFYING - LAP ANALYSIS

DIFF = Difference To Personal Best Lap

2 -	1:49.133 (3)	1.191	82.05	11:55:20.900
3 -	1:49.144	1.202	82.04	11:57:10.044
4 -	1:47.942 (1)		82.95	11:58:57.986
5 -	1:48.277 (2)	0.335	82.69	12:00:46.263

P28	36	Andrew SCOTT
------------	-----------	---------------------

LAP	LAP TIME	DIFF	MPH	TIME OF DAY
1 -	1:55.801	6.828	77.32	11:53:38.385
2 -	1:51.513	2.540	80.29	11:55:29.898
3 -	1:50.812 (2)	1.839	80.80	11:57:20.710
4 -	1:51.026 (3)	2.053	80.65	11:59:11.736
5 -	1:48.973 (1)		82.17	12:01:00.709

BMCRC-MRO Championships 2013 - Donington GP

Team Respro MRO 600 inc Clubman 600

RACE 4 - GRID

ROW 8				29	122	Daniel FULLER										
ROW 7	28	36	Andrew SCOTT	1:48.973	27	19	Michael CHURCH	1:47.942	26	107	Rafal GRZEDA	1:47.330	25	78	Shane HERBERT	1:46.742
ROW 6	24	147	Sean CHASTON	1:46.667	23	26	Simon BRABY	1:45.726	22	55	David MILLS	1:45.709	21	50	Andrew O'BRIEN	1:44.912
ROW 5	20	54	Chris BECK	1:44.544	19	35	Peter MANGER	1:44.348	18	136	Joe MUNCEY	1:43.861	17	117	Patryk RYDZINSKI	1:43.508
ROW 4	16	61	Oilly SAVAGE	1:42.751	15	92	Ian NEWBY	1:42.396	14	11	Nick HOBDEN	1:42.161	13	49	Ross MCLURG	1:42.016
ROW 3	12	96	Martin TURNER	1:41.288	11	58	Seb KELLY	1:40.811	10	8	Andy IRWIN	1:40.150	9	666	Piers HUTCHINS	1:39.910
ROW 2	8	64	Ashley BUXTON	1:39.792	7	33	Greg WRIGHT	1:39.701	6	67	Ross HUMPHRIES	1:39.666	5	27	Sam MIDDLEMAS	1:39.128
ROW 1	4	155	James EDWARDS	1:39.096	3	46	David HEAL	1:37.855	2	69	Stuart VOSKAMP	1:37.817	1	3	Philip ATKINSON	1:37.353
																Pole

Donington Park GP
Circuit Length = 2.4873 miles

These results are provisional until the conclusion of any judicial and technical matters.

Clerk Of Course :	Timekeeper :
-------------------	--------------

Results can be found at www.tsl-timing.com

Printed - 12:05 Saturday, 27 July 2013



BMCRC-MRO Championships 2013 - Donington GP

Team Respro MRO 600 inc Clubman 600

RACE 4 - CLASSIFICATION

POS	NO	CL	PIC NAME	ENTRY	LAPS	TIME	GAP	DIFF	MPH	BEST	ON
1	3		1 Philip ATKINSON	Triumph - Tsingtao Racing	7	11:26.216			91.34	1:37.094	6
2	69		2 Stuart VOSKAMP	Suzuki - Tsingtao Racing	7	11:28.904	2.688	2.688	90.98	1:36.218	5
3	46		3 David HEAL	Triumph - Littlewood Fencing	7	11:32.410	6.194	3.506	90.52	1:37.652	5
4	64	C	1 Ashley BUXTON	Yamaha -	7	11:34.547	8.331	2.137	90.24	1:37.666	4
5	155		4 James EDWARDS	Yamaha - 3Gi/Go Racing	7	11:37.748	11.532	3.201	89.83	1:38.581	4
6	122		5 Daniel FULLER	Triumph -	7	11:42.922	16.706	5.174	89.17	1:38.929	6
7	58		6 Seb KELLY	Yamaha - Go Racing	7	11:43.949	17.733	1.027	89.04	1:38.937	5
8	8		7 Andy IRWIN	Yamaha - Tsingtao Racing/MET Healthcare	7	11:44.486	18.270	0.537	88.97	1:39.433	7
9	96		8 Martin TURNER	Yamaha - MSS Performance	7	11:46.370	20.154	1.884	88.73	1:38.978	6
10	666		9 Piers HUTCHINS	Triumph - HM Racing	7	11:48.495	22.279	2.125	88.47	1:40.025	6
11	67		10 Ross HUMPHRIES	Yamaha -	7	11:51.398	25.182	2.903	88.10	1:40.354	3
12	49	C	2 Ross MCLURG	Triumph - EDI Building	7	11:53.060	26.844	1.662	87.90	1:39.930	5
13	33	C	3 Greg WRIGHT	Triumph - Skid Marques Tyres	7	11:53.191	26.975	0.131	87.88	1:39.965	6
14	11	C	4 Nick HOB DEN	Triumph - Littlewood Fencing	7	11:59.162	32.946	5.971	87.15	1:41.175	5
15	5		11 Aaron CLARKE	Kawasaki - Vale Livestock	7	12:04.270	38.054	5.108	86.54	1:41.733	3
16	61	C	5 Olly SAVAGE	Kawasaki - Validus-IVC Ltd	7	12:08.394	42.178	4.124	86.05	1:42.249	3
17	92	C	6 Ian NEWBY	Kawasaki -	7	12:09.453	43.237	1.059	85.92	1:43.095	6
18	54	C	7 Chris BECK	Suzuki - Wonderwalls	7	12:14.542	48.326	5.089	85.33	1:41.922	7
19	35	C	8 Peter MANGER	Yamaha -	7	12:19.369	53.153	4.827	84.77	1:43.798	6
20	136	C	9 Joe MUNCEY	Honda - Eastern Garage	7	12:19.386	53.170	0.017	84.77	1:43.918	7
21	50	C	10 Andrew O'BRIEN	Triumph -	7	12:23.829	57.613	4.443	84.26	1:43.963	7
22	117	* C	11 Patryk RYDZINSKI	Honda -	7	12:27.012	1:00.796	3.183	83.90	1:43.809	6
23	55	C	12 David MILLS	Suzuki - Wonderwalls	7	12:27.099	1:00.883	0.087	83.89	1:44.920	5
24	19	C	13 Michael CHURCH	Yamaha - MC Racing	7	12:30.686	1:04.470	3.587	83.49	1:45.058	7
25	107	C	14 Rafal GRZEDA	Suzuki -	7	12:34.784	1:08.568	4.098	83.04	1:46.230	6
26	36	C	15 Andrew SCOTT	Yamaha - Go Racing/TG Askew	7	12:44.083	1:17.867	9.299	82.03	1:47.006	5
27	147		12 Sean CHASTON	Yamaha - Hyside M/C's	7	12:47.577	1:21.361	3.494	81.66	1:46.573	3
28	78	C	16 Shane HERBERT	Honda - MJR motorsport	7	12:52.961	1:26.745	5.384	81.09	1:45.580	6

NOT CLASSIFIED

DNF	27		Sam MIDDLEMAS	Triumph -	6	9:49.575	1 Lap	1 Lap	91.12	1:36.983	5
DNF	26	C	Simon BRABY	Yamaha -	6	10:42.279	1 Lap	52.704	83.65	1:45.388	5

FASTEST LAP

	69		Stuart VOSKAMP	Suzuki - Tsingtao Racing	5	1:36.218			93.06 mph	149.77 kph	
	64	C	Ashley BUXTON	Yamaha -	4	1:37.666			91.68 mph	147.55 kph	

* Bike 117 - 10 second jump start penalty

Donington Park GP
Circuit Length = 2.4873 miles
Start: 15:31 Flag 15:42 End: 15:44

Weather / Track : Cloudy / Dry

These results are provisional until the conclusion of any judicial and technical matters.

Clerk Of Course :	Timekeeper :
-------------------	--------------

Results can be found at www.tsl-timing.com

Printed - 15:45 Saturday, 27 July 2013



BMCRC-MRO Championships 2013 - Donington GP

Team Respro MRO 600 inc Clubman 600

RACE 4 - LAP CHART

LAP 1

NO	BEHIND	LAP TIME
46		1:41.381
27	0.323	1:41.704
3	0.564	1:41.945
64	1.638	1:43.019
69	2.424	1:43.805
155	2.853	1:44.234
58	3.137	1:44.518
8	3.141	1:44.522
666	4.055	1:45.436
67	4.430	1:45.811
33	4.621	1:46.002
96	5.052	1:46.433
122	5.229	1:46.610
49	5.406	1:46.787
11	5.921	1:47.302
92	6.968	1:48.349
5	7.313	1:48.694
61	8.009	1:49.390
136	8.327	1:49.708
35	9.090	1:50.471
26	9.943	1:51.324
117	10.713	1:52.094
19	11.649	1:53.030
54	11.779	1:53.160
55	11.790	1:53.171
50	12.401	1:53.782
107	13.041	1:54.422
78	13.892	1:55.273
36	14.128	1:55.509
147	21.760	2:03.141

LAP 2

NO	BEHIND	LAP TIME
27		1:38.174
3	0.255	1:38.188
46	0.597	1:39.094
69	1.469	1:37.542
64	1.711	1:38.570
155	2.972	1:38.616
8	5.160	1:40.516
58	5.357	1:40.717
67	6.303	1:40.370
666	6.546	1:40.988
122	7.247	1:40.515
96	7.885	1:41.330
33	8.295	1:42.171
49	8.643	1:41.734
11	9.232	1:41.808
5	11.417	1:42.601
92	11.814	1:43.343
61	12.522	1:43.010
136	14.213	1:44.383
35	15.837	1:45.244
117	16.831	1:44.615
54	17.506	1:44.224
26	18.032	1:46.586
19	20.004	1:46.852
50	20.290	1:46.386
55	20.485	1:47.192
107	22.170	1:47.626
78	22.735	1:47.340
36	23.263	1:47.632

147 30.503 1:47.240

LAP 3

NO	BEHIND	LAP TIME
3		1:37.416
27	0.180	1:37.851
46	0.894	1:37.968
69	0.931	1:37.133
64	2.441	1:38.401
155	4.341	1:39.040
8	7.353	1:39.864
58	7.596	1:39.910
122	8.761	1:39.185
67	8.986	1:40.354
666	9.350	1:40.475
96	9.713	1:39.499
33	12.453	1:41.829
49	12.659	1:41.687
11	13.019	1:41.458
5	15.479	1:41.733
61	17.100	1:42.249
92	18.300	1:44.157
136	22.161	1:45.619
35	22.880	1:44.714
117	23.005	1:43.845
54	23.882	1:44.047
26	26.855	1:46.494
50	27.691	1:45.072
55	28.999	1:46.185
19	30.491	1:48.158
107	31.133	1:46.634
78	31.630	1:46.566
36	32.825	1:47.233
147	39.405	1:46.573

LAP 4

NO	BEHIND	LAP TIME
3		1:37.213
69	0.273	1:36.555
27	0.751	1:37.784
46	1.541	1:37.860
64	2.894	1:37.666
155	5.709	1:38.581
8	10.364	1:40.224
58	10.493	1:40.110
122	10.941	1:39.393
67	12.486	1:40.713
96	12.629	1:40.129
666	12.941	1:40.804
49	16.325	1:40.879
33	17.399	1:42.159
11	17.673	1:41.867
5	20.471	1:42.205
61	22.914	1:43.027
92	24.727	1:43.640
117	30.087	1:44.295
136	30.849	1:45.901
54	30.988	1:44.319
35	31.717	1:46.050
26	35.725	1:46.083
50	36.140	1:45.662
55	36.775	1:44.989
19	39.564	1:46.286
107	40.306	1:46.386

78 41.432 1:47.015
36 43.426 1:47.814
147 50.048 1:47.856

LAP 5

NO	BEHIND	LAP TIME
69		1:36.218
3	0.707	1:37.198
27	1.243	1:36.983
46	2.702	1:37.652
64	4.860	1:38.457
155	7.969	1:38.751
58	12.939	1:38.937
122	13.709	1:39.259
8	14.170	1:40.297
96	15.668	1:39.530
67	16.767	1:40.772
666	17.117	1:40.667
49	19.764	1:39.930
33	21.617	1:40.709
11	22.357	1:41.175
5	27.128	1:43.148
61	29.951	1:43.528
92	31.742	1:43.506
117	37.974	1:44.378
54	38.264	1:43.767
35	39.804	1:44.578
136	40.179	1:45.821
26	44.622	1:45.388
50	44.649	1:45.000
55	45.204	1:44.920
19	48.929	1:45.856
107	50.265	1:46.450
78	51.804	1:46.863
36	53.941	1:47.006
147	1:00.857	1:47.300

LAP 6

NO	BEHIND	LAP TIME
69		1:36.918
3	0.883	1:37.094
27	1.404	1:37.079
46	4.509	1:38.725
64	6.724	1:38.782
155	10.717	1:39.666
122	15.720	1:38.929
58	16.276	1:40.255
8	16.882	1:39.630
96	17.728	1:38.978
666	20.224	1:40.025
67	21.910	1:42.061
49	24.225	1:41.379
33	24.664	1:39.965
11	27.453	1:42.014
5	33.226	1:43.016
61	36.935	1:43.902
92	37.919	1:43.095
54	44.449	1:43.103
117	44.865	1:43.809
35	46.684	1:43.798
136	47.297	1:44.036
50	51.695	1:43.964
55	53.295	1:45.009
26	54.108	1:46.404

19 57.457 1:45.446
107 59.577 1:46.230
78 1:00.466 1:45.580
36 1:05.300 1:48.277
147 1:11.241 1:47.302

LAP 7

NO	BEHIND	LAP TIME
3		1:37.162
69	2.688	1:40.733
46	6.194	1:39.730
64	8.331	1:39.652
155	11.532	1:38.860
122	16.706	1:39.031
58	17.733	1:39.502
8	18.270	1:39.433
96	20.154	1:40.471
666	22.279	1:40.100
67	25.182	1:41.317
49	26.844	1:40.664
33	26.975	1:40.356
11	32.946	1:43.538
5	38.054	1:42.873
61	42.178	1:43.288
92	43.237	1:43.363
54	48.326	1:41.922
117	50.796	1:43.976
35	53.153	1:44.514
136	53.170	1:43.918
50	57.613	1:43.963
55	1:00.883	1:45.633
19	1:04.470	1:45.058
107	1:08.568	1:47.036
36	1:17.867	1:50.612
147	1:21.361	1:48.165
78	1:26.745	2:04.324

Weather / Track : Cloudy / Dry

Donington Park GP
Circuit Length = 2.4873 miles
Start: 15:31 Flag 15:42 End: 15:44

Results can be found at www.tsl-timing.com

Printed - 15:45 Saturday, 27 July 2013

BMCR-CMRO Championships 2013 - Donington GP

Team Respro MRO 600 inc Clubman 600

RACE 4 - LAP ANALYSIS

DIFF = Difference To Personal Best Lap

P1 3 Philip ATKINSON				
LAP	LAP TIME	DIFF	MPH	TIME OF DAY
1 -	1:41.945	4.851	87.83	15:33:09.567
2 -	1:38.188	1.094	91.19	15:34:47.755
3 -	1:37.416	0.322	91.91	15:36:25.171
4 -	1:37.213	0.119	92.11	15:38:02.384
5 -	1:37.198 (3)	0.104	92.12	15:39:39.582
6 -	1:37.094 (1)		92.22	15:41:16.676
7 -	1:37.162 (2)	0.068	92.16	15:42:53.838

P2 69 Stuart VOSKAMP				
LAP	LAP TIME	DIFF	MPH	TIME OF DAY
1 -	1:43.805	7.587	86.26	15:33:11.427
2 -	1:37.542	1.324	91.80	15:34:48.969
3 -	1:37.133	0.915	92.18	15:36:26.102
4 -	1:36.555 (2)	0.337	92.73	15:38:02.657
5 -	1:36.218 (1)		93.06	15:39:38.875
6 -	1:36.918 (3)	0.700	92.39	15:41:15.793
7 -	1:40.733	4.515	88.89	15:42:56.526

P3 46 David HEAL				
LAP	LAP TIME	DIFF	MPH	TIME OF DAY
1 -	1:41.381	3.729	88.32	15:33:09.003
2 -	1:39.094	1.442	90.36	15:34:48.097
3 -	1:37.968 (3)	0.316	91.40	15:36:26.065
4 -	1:37.860 (2)	0.208	91.50	15:38:03.925
5 -	1:37.652 (1)		91.69	15:39:41.577
6 -	1:38.725	1.073	90.70	15:41:20.302
7 -	1:39.730	2.078	89.78	15:43:00.032

P4 64 Ashley BUXTON				
LAP	LAP TIME	DIFF	MPH	TIME OF DAY
1 -	1:43.019	5.353	86.91	15:33:10.641
2 -	1:38.570	0.904	90.84	15:34:49.211
3 -	1:38.401 (2)	0.735	90.99	15:36:27.612
4 -	1:37.666 (1)		91.68	15:38:05.278
5 -	1:38.457 (3)	0.791	90.94	15:39:43.735
6 -	1:38.782	1.116	90.64	15:41:22.517
7 -	1:39.652	1.986	89.85	15:43:02.169

P5 155 James EDWARDS				
LAP	LAP TIME	DIFF	MPH	TIME OF DAY
1 -	1:44.234	5.653	85.90	15:33:11.856
2 -	1:38.616 (2)	0.035	90.80	15:34:50.472
3 -	1:39.040	0.459	90.41	15:36:29.512
4 -	1:38.581 (1)		90.83	15:38:08.093
5 -	1:38.751 (3)	0.170	90.67	15:39:46.844
6 -	1:39.666	1.085	89.84	15:41:26.510
7 -	1:38.860	0.279	90.57	15:43:05.370

P6 122 Daniel FULLER				
LAP	LAP TIME	DIFF	MPH	TIME OF DAY
1 -	1:46.610	7.681	83.99	15:33:14.232
2 -	1:40.515	1.586	89.08	15:34:54.747
3 -	1:39.185 (3)	0.256	90.28	15:36:33.932
4 -	1:39.393	0.464	90.09	15:38:13.325
5 -	1:39.259	0.330	90.21	15:39:52.584
6 -	1:38.929 (1)		90.51	15:41:31.513
7 -	1:39.031 (2)	0.102	90.42	15:43:10.544

DIFF = Difference To Personal Best Lap

P7 58 Seb KELLY				
LAP	LAP TIME	DIFF	MPH	TIME OF DAY
1 -	1:44.518	5.581	85.67	15:33:12.140
2 -	1:40.717	1.780	88.90	15:34:52.857
3 -	1:39.910 (3)	0.973	89.62	15:36:32.767
4 -	1:40.110	1.173	89.44	15:38:12.877
5 -	1:38.937 (1)		90.50	15:39:51.814
6 -	1:40.255	1.318	89.31	15:41:32.069
7 -	1:39.502 (2)	0.565	89.99	15:43:11.571

P8 8 Andy IRWIN				
LAP	LAP TIME	DIFF	MPH	TIME OF DAY
1 -	1:44.522	5.089	85.66	15:33:12.144
2 -	1:40.516	1.083	89.08	15:34:52.660
3 -	1:39.864 (3)	0.431	89.66	15:36:32.524
4 -	1:40.224	0.791	89.34	15:38:12.748
5 -	1:40.297	0.864	89.27	15:39:53.045
6 -	1:39.630 (2)	0.197	89.87	15:41:32.675
7 -	1:39.433 (1)		90.05	15:43:12.108

P9 96 Martin TURNER				
LAP	LAP TIME	DIFF	MPH	TIME OF DAY
1 -	1:46.433	7.455	84.13	15:33:14.055
2 -	1:41.330	2.352	88.36	15:34:55.385
3 -	1:39.499 (2)	0.521	89.99	15:36:34.884
4 -	1:40.129	1.151	89.42	15:38:15.013
5 -	1:39.530 (3)	0.552	89.96	15:39:54.543
6 -	1:38.978 (1)		90.46	15:41:33.521
7 -	1:40.471	1.493	89.12	15:43:13.992

P10 666 Piers HUTCHINS				
LAP	LAP TIME	DIFF	MPH	TIME OF DAY
1 -	1:45.436	5.411	84.92	15:33:13.058
2 -	1:40.988	0.963	88.66	15:34:54.046
3 -	1:40.475 (3)	0.450	89.12	15:36:34.521
4 -	1:40.804	0.779	88.83	15:38:15.325
5 -	1:40.667	0.642	88.95	15:39:55.992
6 -	1:40.025 (1)		89.52	15:41:36.017
7 -	1:40.100 (2)	0.075	89.45	15:43:16.117

P11 67 Ross HUMPHRIES				
LAP	LAP TIME	DIFF	MPH	TIME OF DAY
1 -	1:45.811	5.457	84.62	15:33:13.433
2 -	1:40.370 (2)	0.016	89.21	15:34:53.803
3 -	1:40.354 (1)		89.22	15:36:34.157
4 -	1:40.713 (3)	0.359	88.91	15:38:14.870
5 -	1:40.772	0.418	88.85	15:39:55.642
6 -	1:42.061	1.707	87.73	15:41:37.703
7 -	1:41.317	0.963	88.38	15:43:19.020

P12 49 Ross MCLURG				
LAP	LAP TIME	DIFF	MPH	TIME OF DAY
1 -	1:46.787	6.857	83.85	15:33:14.409
2 -	1:41.734	1.804	88.01	15:34:56.143
3 -	1:41.687	1.757	88.05	15:36:37.830
4 -	1:40.879 (3)	0.949	88.76	15:38:18.709
5 -	1:39.930 (1)		89.60	15:39:58.639
6 -	1:41.379	1.449	88.32	15:41:40.018

Weather / Track : Cloudy / Dry

Donington Park GP
Circuit Length = 2.4873 miles
Start: 15:31 Flag 15:42 End: 15:44

BMCRC-MRO Championships 2013 - Donington GP

Team Respro MRO 600 inc Clubman 600

RACE 4 - LAP ANALYSIS

DIFF = Difference To Personal Best Lap

7 - 1:40.664 (2) 0.734 88.95 15:43:20.682

P13 33 Greg WRIGHT				
LAP	LAP TIME	DIFF	MPH	TIME OF DAY
1 -	1:46.002	6.037	84.47	15:33:13.624
2 -	1:42.171	2.206	87.64	15:34:55.795
3 -	1:41.829	1.864	87.93	15:36:37.624
4 -	1:42.159	2.194	87.65	15:38:19.783
5 -	1:40.709 (3)	0.744	88.91	15:40:00.492
6 -	1:39.965 (1)		89.57	15:41:40.457
7 -	1:40.356 (2)	0.391	89.22	15:43:20.813

P14 11 Nick HOBDEN				
LAP	LAP TIME	DIFF	MPH	TIME OF DAY
1 -	1:47.302	6.127	83.45	15:33:14.924
2 -	1:41.808 (3)	0.633	87.95	15:34:56.732
3 -	1:41.458 (2)	0.283	88.25	15:36:38.190
4 -	1:41.867	0.692	87.90	15:38:20.057
5 -	1:41.175 (1)		88.50	15:40:01.232
6 -	1:42.014	0.839	87.77	15:41:43.246
7 -	1:43.538	2.363	86.48	15:43:26.784

P15 5 Aaron CLARKE				
LAP	LAP TIME	DIFF	MPH	TIME OF DAY
1 -	1:48.694	6.961	82.38	15:33:16.316
2 -	1:42.601 (3)	0.868	87.27	15:34:58.917
3 -	1:41.733 (1)		88.01	15:36:40.650
4 -	1:42.205 (2)	0.472	87.61	15:38:22.855
5 -	1:43.148	1.415	86.81	15:40:06.003
6 -	1:43.016	1.283	86.92	15:41:49.019
7 -	1:42.873	1.140	87.04	15:43:31.892

P16 61 Oilly SAVAGE				
LAP	LAP TIME	DIFF	MPH	TIME OF DAY
1 -	1:49.390	7.141	81.85	15:33:17.012
2 -	1:43.010 (2)	0.761	86.92	15:35:00.022
3 -	1:42.249 (1)		87.57	15:36:42.271
4 -	1:43.027 (3)	0.778	86.91	15:38:25.298
5 -	1:43.528	1.279	86.49	15:40:08.826
6 -	1:43.902	1.653	86.18	15:41:52.728
7 -	1:43.288	1.039	86.69	15:43:36.016

P17 92 Ian NEWBY				
LAP	LAP TIME	DIFF	MPH	TIME OF DAY
1 -	1:48.349	5.254	82.64	15:33:15.971
2 -	1:43.343 (2)	0.248	86.64	15:34:59.314
3 -	1:44.157	1.062	85.97	15:36:43.471
4 -	1:43.640	0.545	86.39	15:38:27.111
5 -	1:43.506	0.411	86.51	15:40:10.617
6 -	1:43.095 (1)		86.85	15:41:53.712
7 -	1:43.363 (3)	0.268	86.63	15:43:37.075

P18 54 Chris BECK				
LAP	LAP TIME	DIFF	MPH	TIME OF DAY
1 -	1:53.160	11.238	79.13	15:33:20.782
2 -	1:44.224	2.302	85.91	15:35:05.006
3 -	1:44.047	2.125	86.06	15:36:49.053
4 -	1:44.319	2.397	85.83	15:38:33.372
5 -	1:43.767 (3)	1.845	86.29	15:40:17.139

DIFF = Difference To Personal Best Lap

6 - 1:43.103 (2) 1.181 86.84 15:42:00.242
7 - **1:41.922 (1)** **87.85** **15:43:42.164**

P19 35 Peter MANGER				
LAP	LAP TIME	DIFF	MPH	TIME OF DAY
1 -	1:50.471	6.673	81.05	15:33:18.093
2 -	1:45.244	1.446	85.08	15:35:03.337
3 -	1:44.714	0.916	85.51	15:36:48.051
4 -	1:46.050	2.252	84.43	15:38:34.101
5 -	1:44.578 (3)	0.780	85.62	15:40:18.679
6 -	1:43.798 (1)		86.26	15:42:02.477
7 -	1:44.514 (2)	0.716	85.67	15:43:46.991

P20 136 Joe MUNCEY				
LAP	LAP TIME	DIFF	MPH	TIME OF DAY
1 -	1:49.708	5.790	81.62	15:33:17.330
2 -	1:44.383 (3)	0.465	85.78	15:35:01.713
3 -	1:45.619	1.701	84.78	15:36:47.332
4 -	1:45.901	1.983	84.55	15:38:33.233
5 -	1:45.821	1.903	84.61	15:40:19.054
6 -	1:44.036 (2)	0.118	86.07	15:42:03.090
7 -	1:43.918 (1)		86.16	15:43:47.008

P21 50 Andrew O'BRIEN				
LAP	LAP TIME	DIFF	MPH	TIME OF DAY
1 -	1:53.782	9.819	78.69	15:33:21.404
2 -	1:46.386	2.423	84.16	15:35:07.790
3 -	1:45.072	1.109	85.22	15:36:52.862
4 -	1:45.662	1.699	84.74	15:38:38.524
5 -	1:45.000 (3)	1.037	85.28	15:40:23.524
6 -	1:43.964 (2)	0.001	86.13	15:42:07.488
7 -	1:43.963 (1)		86.13	15:43:51.451

P22 117 Patryk RYDZINSKI				
LAP	LAP TIME	DIFF	MPH	TIME OF DAY
1 -	1:52.094	8.285	79.88	15:33:19.716
2 -	1:44.615	0.806	85.59	15:35:04.331
3 -	1:43.845 (2)	0.036	86.22	15:36:48.176
4 -	1:44.295	0.486	85.85	15:38:32.471
5 -	1:44.378	0.569	85.78	15:40:16.849
6 -	1:43.809 (1)		86.25	15:42:00.658
7 -	1:43.976 (3)	0.167	86.12	15:43:44.634

P23 55 David MILLS				
LAP	LAP TIME	DIFF	MPH	TIME OF DAY
1 -	1:53.171	8.251	79.12	15:33:20.793
2 -	1:47.192	2.272	83.53	15:35:07.985
3 -	1:46.185	1.265	84.32	15:36:54.170
4 -	1:44.989 (2)	0.069	85.28	15:38:39.159
5 -	1:44.920 (1)		85.34	15:40:24.079
6 -	1:45.009 (3)	0.089	85.27	15:42:09.088
7 -	1:45.633	0.713	84.76	15:43:54.721

P24 19 Michael CHURCH				
LAP	LAP TIME	DIFF	MPH	TIME OF DAY
1 -	1:53.030	7.972	79.22	15:33:20.652
2 -	1:46.852	1.794	83.80	15:35:07.504
3 -	1:48.158	3.100	82.79	15:36:55.662
4 -	1:46.286	1.228	84.24	15:38:41.948

Donington Park GP

Circuit Length = 2.4873 miles

Start: 15:31 Flag 15:42 End: 15:44

Weather / Track : Cloudy / Dry

BMCRC-MRO Championships 2013 - Donington GP

Team Respro MRO 600 inc Clubman 600

RACE 4 - LAP ANALYSIS

DIFF = Difference To Personal Best Lap

5 -	1:45.856 (3)	0.798	84.59	15:40:27.804
6 -	1:45.446 (2)	0.388	84.91	15:42:13.250
7 -	1:45.058 (1)		85.23	15:43:58.308

DIFF = Difference To Personal Best Lap

5 -	1:45.388 (1)		84.96	15:40:23.497
6 -	1:46.404 (3)	1.016	84.15	15:42:09.901

P25 107 Rafal GRZEDA

LAP	LAP TIME	DIFF	MPH	TIME OF DAY
1 -	1:54.422	8.192	78.25	15:33:22.044
2 -	1:47.626	1.396	83.19	15:35:09.670
3 -	1:46.634	0.404	83.97	15:36:56.304
4 -	1:46.386 (2)	0.156	84.16	15:38:42.690
5 -	1:46.450 (3)	0.220	84.11	15:40:29.140
6 -	1:46.230 (1)		84.29	15:42:15.370
7 -	1:47.036	0.806	83.65	15:44:02.406

P26 36 Andrew SCOTT

LAP	LAP TIME	DIFF	MPH	TIME OF DAY
1 -	1:55.509	8.503	77.52	15:33:23.131
2 -	1:47.632 (3)	0.626	83.19	15:35:10.763
3 -	1:47.233 (2)	0.227	83.50	15:36:57.996
4 -	1:47.814	0.808	83.05	15:38:45.810
5 -	1:47.006 (1)		83.68	15:40:32.816
6 -	1:48.277	1.271	82.69	15:42:21.093
7 -	1:50.612	3.606	80.95	15:44:11.705

P27 147 Sean CHASTON

LAP	LAP TIME	DIFF	MPH	TIME OF DAY
1 -	2:03.141	16.568	72.71	15:33:30.763
2 -	1:47.240 (2)	0.667	83.49	15:35:18.003
3 -	1:46.573 (1)		84.02	15:37:04.576
4 -	1:47.856	1.283	83.02	15:38:52.432
5 -	1:47.300 (3)	0.727	83.45	15:40:39.732
6 -	1:47.302	0.729	83.45	15:42:27.034
7 -	1:48.165	1.592	82.78	15:44:15.199

P28 78 Shane HERBERT

LAP	LAP TIME	DIFF	MPH	TIME OF DAY
1 -	1:55.273	9.693	77.67	15:33:22.895
2 -	1:47.340	1.760	83.42	15:35:10.235
3 -	1:46.566 (2)	0.986	84.02	15:36:56.801
4 -	1:47.015	1.435	83.67	15:38:43.816
5 -	1:46.863 (3)	1.283	83.79	15:40:30.679
6 -	1:45.580 (1)		84.81	15:42:16.259
7 -	2:04.324	18.744	72.02	15:44:20.583

P29 27 Sam MIDDLEMAS

LAP	LAP TIME	DIFF	MPH	TIME OF DAY
1 -	1:41.704	4.721	88.04	15:33:09.326
2 -	1:38.174	1.191	91.21	15:34:47.500
3 -	1:37.851	0.868	91.51	15:36:25.351
4 -	1:37.784 (3)	0.801	91.57	15:38:03.135
5 -	1:36.983 (1)		92.33	15:39:40.118
6 -	1:37.079 (2)	0.096	92.23	15:41:17.197

P30 26 Simon BRABY

LAP	LAP TIME	DIFF	MPH	TIME OF DAY
1 -	1:51.324	5.936	80.43	15:33:18.946
2 -	1:46.586	1.198	84.01	15:35:05.532
3 -	1:46.494	1.106	84.08	15:36:52.026
4 -	1:46.083 (2)	0.695	84.40	15:38:38.109

Weather / Track : Cloudy / Dry

Donington Park GP

Circuit Length = 2.4873 miles

Start: 15:31 Flag 15:42 End: 15:44

BMCRC-MRO Championships 2013 - Donington GP

Team Respro MRO 600 inc Clubman 600

RACE 3 - GRID

ROW 8		30	26 Simon BRABY	29	27 Sam MIDDLEMAS			
ROW 7	28	78 Shane HERBERT	27	147 Sean CHASTON	26	36 Andrew SCOTT	25	107 Rafal GRZEDA
ROW 6	24	19 Michael CHURCH	23	55 David MILLS	22	117 Patryk RYDZINSKI	21	50 Andrew O'BRIEN
ROW 5	20	136 Joe MUNCEY	19	35 Peter MANGER	18	54 Chris BECK	17	92 Ian NEWBY
ROW 4	16	61 Oily SAVAGE	15	5 Aaron CLARKE	14	11 Nick HOBDEN	13	33 Greg WRIGHT
ROW 3	12	49 Ross MCLURG	11	67 Ross HUMPHRIES	10	666 Piers HUTCHINS	9	96 Martin TURNER
ROW 2	8	8 Andy IRWIN	7	58 Seb KELLY	6	122 Daniel FULLER	5	155 James EDWARDS
ROW 1	4	64 Ashley BUXTON	3	46 David HEAL	2	69 Stuart VOSKAMP	1	3 Philip ATKINSON
								Pole

Donington Park GP
Circuit Length = 2.4873 miles

These results are provisional until the conclusion of any judicial and technical matters.

Clerk Of Course :		Timekeeper :
-------------------	--	--------------

Results can be found at www.tsl-timing.com

Printed - 15:47 Saturday, 27 July 2013



BMCRC-MRO Championships 2013 - Donington GP

Team Respro MRO 600 inc Clubman 600

RACE 3 - CLASSIFICATION

POS	NO	CL	PIC NAME	ENTRY	LAPS	TIME	GAP	DIFF	MPH	BEST	ON
1	69		1 Stuart VOSKAMP	Suzuki - Tsingtao Racing	8	12:57.030			92.19	1:36.059	5
2	155		2 James EDWARDS	Yamaha - 3Gi/Go Racing	8	13:11.752	14.722	14.722	90.47	1:37.510	7
3	46		3 David HEAL	Triumph - Littlewood Fencing	8	13:15.884	18.854	4.132	90.00	1:38.187	8
4	64	C	1 Ashley BUXTON	Yamaha -	8	13:16.500	19.470	0.616	89.93	1:38.022	6
5	8		4 Andy IRWIN	Yamaha - Tsingtao Racing/MET Healthcare	8	13:19.548	22.518	3.048	89.59	1:38.857	3
6	58		5 Seb KELLY	Yamaha - Go Racing	8	13:19.715	22.685	0.167	89.57	1:38.787	5
7	122		6 Daniel FULLER	Triumph -	8	13:23.630	26.600	3.915	89.14	1:39.112	3
8	96		7 Martin TURNER	Yamaha - MSS Performance	8	13:30.180	33.150	6.550	88.41	1:39.809	8
9	666		8 Piers HUTCHINS	Triumph - HM Racing	8	13:31.104	34.074	0.924	88.31	1:39.360	8
10	67		9 Ross HUMPHRIES	Yamaha -	8	13:34.534	37.504	3.430	87.94	1:40.400	4
11	11	C	2 Nick HOBDEN	Triumph - Littlewood Fencing	8	13:47.761	50.731	13.227	86.54	1:41.134	5
12	54	C	3 Chris BECK	Suzuki - Wonderwalls	8	13:59.745	1:02.715	11.984	85.30	1:42.704	7
13	92	C	4 Ian NEWBY	Kawasaki -	8	14:01.516	1:04.486	1.771	85.12	1:43.054	7
14	35	C	5 Peter MANGER	Yamaha -	8	14:07.541	1:10.511	6.025	84.52	1:43.676	7
15	117	C	6 Patryk RYDZINSKI	Honda -	8	14:10.012	1:12.982	2.471	84.27	1:44.374	7
16	19	C	7 Michael CHURCH	Yamaha - MC Racing	8	14:10.282	1:13.252	0.270	84.24	1:45.164	8
17	33	C	8 Greg WRIGHT	Triumph - Skid Marques Tyres	8	14:11.854	1:14.824	1.572	84.09	1:43.568	8
18	27	C	9 Matt COLES	Yamaha -	8	14:12.326	1:15.296	0.472	84.04	1:43.003	6
19	147	C	10 Sean CHASTON	Yamaha - Hyside M/C's	8	14:19.574	1:22.544	7.248	83.33	1:44.677	7
20	50	C	11 Andrew O'BRIEN	Triumph -	8	14:20.032	1:23.002	0.458	83.29	1:44.559	6
21	107	C	12 Rafal GRZEDA	Suzuki -	8	14:20.391	1:23.361	0.359	83.25	1:45.264	7
22	75	C	13 Paul GALLAWAY	Yamaha - Cornerstone Garage	8	14:21.600	1:24.570	1.209	83.14	1:45.169	4
23	55	C	14 David MILLS	Suzuki - Wonderwalls	8	14:22.844	1:25.814	1.244	83.02	1:45.579	4
24	36	C	15 Andrew SCOTT	Yamaha - Go Racing/TG Askew	8	14:29.537	1:32.507	6.693	82.38	1:44.186	8
25	23	C	16 Sam MILLS	Suzuki - Glenmill Homes	8	14:44.103	1:47.073	14.566	81.02	1:48.519	2

NOT CLASSIFIED

DNF	3		Philip ATKINSON	Triumph - Tsingtao Racing	7	11:38.923	1 Lap	1 Lap	89.68	1:37.531	4
DNF	61	C	Olly SAVAGE	Kawasaki - Validus-IVC Ltd	5	9:00.773	3 Laps	2 Laps	82.79	1:43.666	4
DNF	78	C	Shane HERBERT	Honda - MJR motorsport	3	5:41.058	5 Laps	2 Laps	78.76	1:48.624	2
DNF	5		Aaron CLARKE	Kawasaki - Vale Livestock	0						

FASTEST LAP

69			Stuart VOSKAMP	Suzuki - Tsingtao Racing	5	1:36.059		93.21 mph		150.02 kph	
64	C		Ashley BUXTON	Yamaha -	6	1:38.022		91.35 mph		147.01 kph	

Donington Park GP
 Circuit Length = 2.4873 miles
 Start: 10:48 Flag 11:01 End: 11:03

Weather / Track : Cloudy / Dry

These results are provisional until the conclusion of any judicial and technical matters.

Clerk Of Course :	Timekeeper :
-------------------	--------------

Results can be found at www.tsl-timing.com

Printed - 11:03 Sunday, 28 July 2013



BMCRC-MRO Championships 2013 - Donington GP

Team Respro MRO 600 inc Clubman 600

RACE 3 - LAP CHART

LAP 1		
NO	BEHIND	LAP TIME

69		1:42.040
8	1.433	1:43.473
64	1.787	1:43.827
3	1.891	1:43.931
155	2.002	1:44.042
46	2.118	1:44.158
58	2.871	1:44.911
122	3.534	1:45.574
96	5.082	1:47.122
11	5.877	1:47.917
666	6.395	1:48.435
67	6.490	1:48.530
92	7.902	1:49.942
19	9.599	1:51.639
54	10.293	1:52.333
33	11.154	1:53.194
117	11.268	1:53.308
61	12.373	1:54.413
23	12.901	1:54.941
107	13.233	1:55.273
50	14.357	1:56.397
35	14.690	1:56.730
55	15.062	1:57.102
147	15.570	1:57.610
27	16.194	1:58.234
75	16.355	1:58.395
78	17.172	1:59.212
36	17.320	1:59.360

LAP 2		
NO	BEHIND	LAP TIME

69		1:37.041
8	3.797	1:39.405
3	3.912	1:39.062
155	4.227	1:39.266
46	4.451	1:39.374
64	4.932	1:40.186
58	5.144	1:39.314
122	6.082	1:39.589
96	8.392	1:40.351
67	10.217	1:40.768
11	10.953	1:42.117
666	11.273	1:41.919
92	15.568	1:44.707
19	18.075	1:45.517
54	18.510	1:45.258
117	18.754	1:44.527
33	20.971	1:46.858
61	21.367	1:46.035
107	22.772	1:46.580
35	23.188	1:45.539
23	24.379	1:48.519
50	24.662	1:47.346
55	24.868	1:46.847
27	25.289	1:46.136
147	25.672	1:47.143
75	26.005	1:46.691
36	27.098	1:46.819
78	28.755	1:48.624

LAP 3		
NO	BEHIND	LAP TIME

69		1:36.498
3	5.030	1:37.616
155	5.721	1:37.992
8	6.156	1:38.857
46	6.494	1:38.541
64	7.037	1:38.603
58	7.954	1:39.308
122	8.696	1:39.112
96	12.896	1:41.002
67	14.129	1:40.410
666	15.134	1:40.359
11	16.175	1:41.720
92	24.261	1:45.191
54	26.653	1:44.641
19	27.625	1:46.048
117	27.908	1:45.652
61	30.575	1:45.706
35	31.478	1:44.788
33	31.721	1:47.248
107	33.191	1:46.917
50	34.827	1:46.663
27	35.103	1:46.312
55	35.577	1:47.207
147	36.101	1:46.927
75	36.977	1:47.470
23	37.404	1:49.523
36	37.691	1:47.091
78	45.479	1:53.222 P

LAP 4		
NO	BEHIND	LAP TIME

69		1:36.076
3	6.485	1:37.531
155	7.604	1:37.959
8	9.281	1:39.201
64	9.407	1:38.446
46	10.126	1:39.708
58	10.668	1:38.790
122	11.967	1:39.347
96	17.220	1:40.400
67	18.453	1:40.400
666	19.158	1:40.100
11	21.414	1:41.315
92	32.565	1:44.380
54	35.069	1:44.492
19	36.988	1:45.439
117	37.542	1:45.710
61	38.165	1:43.666
35	39.212	1:43.810
33	41.539	1:45.894
50	43.779	1:45.028
27	44.227	1:45.200
107	44.850	1:47.735
55	45.080	1:45.579
147	45.568	1:45.543
75	46.070	1:45.169
23	50.744	1:49.416
36	50.996	1:49.381

LAP 5		
NO	BEHIND	LAP TIME

69		1:36.059
3	10.664	1:40.238
155	10.808	1:39.263
64	12.042	1:38.694
8	12.580	1:39.358
46	12.842	1:38.775
58	13.396	1:38.787
122	15.436	1:39.528
96	21.728	1:40.567
67	23.129	1:40.735
666	23.468	1:40.369
11	26.489	1:41.134
92	41.916	1:45.410
54	42.267	1:43.257
19	46.706	1:45.777
117	46.902	1:45.419
35	47.642	1:44.489
33	51.771	1:46.291
27	52.985	1:44.817
61	53.059	1:50.953 P
50	53.910	1:46.190
107	54.943	1:46.152
147	55.098	1:45.589
55	55.364	1:46.343
75	55.767	1:45.756
23	1:04.713	1:50.028
36	1:04.987	1:50.050

LAP 6		
NO	BEHIND	LAP TIME

69		1:36.070
155	12.661	1:37.923
3	13.363	1:38.769
64	13.994	1:38.022
46	15.553	1:38.781
8	16.571	1:40.061
58	16.990	1:39.664
122	19.393	1:40.027
96	26.530	1:40.872
666	28.055	1:40.657
67	28.774	1:41.715
11	33.445	1:43.026
54	49.545	1:43.348
92	50.594	1:44.748
35	55.645	1:44.073
19	56.095	1:45.459
117	56.242	1:45.410
27	59.918	1:43.003
33	1:00.455	1:44.754
50	1:02.399	1:44.559
107	1:04.967	1:46.094
147	1:05.144	1:46.116
75	1:05.500	1:45.803
55	1:05.740	1:46.446
36	1:15.552	1:46.635
23	1:19.046	1:50.403

LAP 7		
NO	BEHIND	LAP TIME

69		1:36.118
155	14.053	1:37.510

64	16.886	1:39.010
46	17.795	1:38.360
3	19.021	1:41.776 P
8	19.956	1:39.503
58	20.250	1:39.378
122	23.868	1:40.593
96	30.469	1:40.057
666	31.842	1:39.905
67	33.837	1:41.181
11	39.992	1:42.665
54	56.131	1:42.704
92	57.530	1:43.054
35	1:03.203	1:43.676
117	1:04.498	1:44.374
19	1:05.216	1:45.239
27	1:07.288	1:43.488
33	1:08.384	1:44.047
50	1:13.108	1:46.827
147	1:13.703	1:44.677
107	1:14.113	1:45.264
55	1:15.346	1:45.724
75	1:16.497	1:47.115
36	1:25.449	1:46.015
23	1:33.791	1:50.863

LAP 8		
NO	BEHIND	LAP TIME

69		1:37.128
155	14.722	1:37.797
46	18.854	1:38.187
64	19.470	1:39.712
8	22.518	1:39.690
58	22.685	1:39.563
122	26.600	1:39.860
96	33.150	1:39.809
666	34.074	1:39.360
67	37.504	1:40.795
11	50.731	1:47.867
54	1:02.715	1:43.712
92	1:04.486	1:44.084
35	1:10.511	1:44.436
117	1:12.982	1:45.612
19	1:13.252	1:45.164
33	1:14.824	1:43.568
27	1:15.296	1:45.136
147	1:22.544	1:45.969
50	1:23.002	1:47.022
107	1:23.361	1:46.376
75	1:24.570	1:45.201
55	1:25.814	1:47.596
36	1:32.507	1:44.186
23	1:47.073	1:50.410

Weather / Track : Cloudy / Dry

Results can be found at www.tsl-timing.com

Donington Park GP
Circuit Length = 2.4873 miles
Start: 10:48 Flag 11:01 End: 11:03

Printed - 11:07 Sunday, 28 July 2013

BMCR-CMRO Championships 2013 - Donington GP

Team Respro MRO 600 inc Clubman 600

RACE 3 - LAP ANALYSIS

DIFF = Difference To Personal Best Lap

P1 69 Stuart VOSKAMP				
LAP	LAP TIME	DIFF	MPH	TIME OF DAY
1 -	1:42.040	5.981	87.75	10:50:04.997
2 -	1:37.041	0.982	92.27	10:51:42.038
3 -	1:36.498	0.439	92.79	10:53:18.536
4 -	1:36.076 (3)	0.017	93.20	10:54:54.612
5 -	1:36.059 (1)		93.21	10:56:30.671
6 -	1:36.070 (2)	0.011	93.20	10:58:06.741
7 -	1:36.118	0.059	93.16	10:59:42.859
8 -	1:37.128	1.069	92.19	11:01:19.987

P2 155 James EDWARDS				
LAP	LAP TIME	DIFF	MPH	TIME OF DAY
1 -	1:44.042	6.532	86.06	10:50:06.999
2 -	1:39.266	1.756	90.20	10:51:46.265
3 -	1:37.992	0.482	91.37	10:53:24.257
4 -	1:37.959	0.449	91.41	10:55:02.216
5 -	1:39.263	1.753	90.20	10:56:41.479
6 -	1:37.923 (3)	0.413	91.44	10:58:19.402
7 -	1:37.510 (1)		91.83	10:59:56.912
8 -	1:37.797 (2)	0.287	91.56	11:01:34.709

P3 46 David HEAL				
LAP	LAP TIME	DIFF	MPH	TIME OF DAY
1 -	1:44.158	5.971	85.96	10:50:07.115
2 -	1:39.374	1.187	90.10	10:51:46.489
3 -	1:38.541 (3)	0.354	90.87	10:53:25.030
4 -	1:39.708	1.521	89.80	10:55:04.738
5 -	1:38.775	0.588	90.65	10:56:43.513
6 -	1:38.781	0.594	90.64	10:58:22.294
7 -	1:38.360 (2)	0.173	91.03	11:00:00.654
8 -	1:38.187 (1)		91.19	11:01:38.841

P4 64 Ashley BUXTON				
LAP	LAP TIME	DIFF	MPH	TIME OF DAY
1 -	1:43.827	5.805	86.24	10:50:06.784
2 -	1:40.186	2.164	89.37	10:51:46.970
3 -	1:38.603 (3)	0.581	90.81	10:53:25.573
4 -	1:38.446 (2)	0.424	90.95	10:55:04.019
5 -	1:38.694	0.672	90.72	10:56:42.713
6 -	1:38.022 (1)		91.35	10:58:20.735
7 -	1:39.010	0.988	90.43	10:59:59.745
8 -	1:39.712	1.690	89.80	11:01:39.457

P5 8 Andy IRWIN				
LAP	LAP TIME	DIFF	MPH	TIME OF DAY
1 -	1:43.473	4.616	86.53	10:50:06.430
2 -	1:39.405	0.548	90.08	10:51:45.835
3 -	1:38.857 (1)		90.57	10:53:24.692
4 -	1:39.201 (2)	0.344	90.26	10:55:03.893
5 -	1:39.358 (3)	0.501	90.12	10:56:43.251
6 -	1:40.061	1.204	89.48	10:58:23.312
7 -	1:39.503	0.646	89.99	11:00:02.815
8 -	1:39.690	0.833	89.82	11:01:42.505

P6 58 Seb KELLY				
LAP	LAP TIME	DIFF	MPH	TIME OF DAY
1 -	1:44.911	6.124	85.35	10:50:07.868
2 -	1:39.314	0.527	90.16	10:51:47.182

DIFF = Difference To Personal Best Lap

3 -	1:39.308 (3)	0.521	90.16	10:53:26.490
4 -	1:38.790 (2)	0.003	90.64	10:55:05.280
5 -	1:38.787 (1)		90.64	10:56:44.067
6 -	1:39.664	0.877	89.84	10:58:23.731
7 -	1:39.378	0.591	90.10	11:00:03.109
8 -	1:39.563	0.776	89.93	11:01:42.672

P7 122 Daniel FULLER				
LAP	LAP TIME	DIFF	MPH	TIME OF DAY
1 -	1:45.574	6.462	84.81	10:50:08.531
2 -	1:39.589	0.477	89.91	10:51:48.120
3 -	1:39.112 (1)		90.34	10:53:27.232
4 -	1:39.347 (2)	0.235	90.13	10:55:06.579
5 -	1:39.528 (3)	0.416	89.96	10:56:46.107
6 -	1:40.027	0.915	89.52	10:58:26.134
7 -	1:40.593	1.481	89.01	11:00:06.727
8 -	1:39.860	0.748	89.67	11:01:46.587

P8 96 Martin TURNER				
LAP	LAP TIME	DIFF	MPH	TIME OF DAY
1 -	1:47.122	7.313	83.59	10:50:10.079
2 -	1:40.351 (3)	0.542	89.23	10:51:50.430
3 -	1:41.002	1.193	88.65	10:53:31.432
4 -	1:40.400	0.591	89.18	10:55:11.832
5 -	1:40.567	0.758	89.03	10:56:52.399
6 -	1:40.872	1.063	88.77	10:58:33.271
7 -	1:40.057 (2)	0.248	89.49	11:00:13.328
8 -	1:39.809 (1)		89.71	11:01:53.137

P9 666 Piers HUTCHINS				
LAP	LAP TIME	DIFF	MPH	TIME OF DAY
1 -	1:48.435	9.075	82.57	10:50:11.392
2 -	1:41.919	2.559	87.85	10:51:53.311
3 -	1:40.359	0.999	89.22	10:53:33.670
4 -	1:40.100 (3)	0.740	89.45	10:55:13.770
5 -	1:40.369	1.009	89.21	10:56:54.139
6 -	1:40.657	1.297	88.96	10:58:34.796
7 -	1:39.905 (2)	0.545	89.62	11:00:14.701
8 -	1:39.360 (1)		90.12	11:01:54.061

P10 67 Ross HUMPHRIES				
LAP	LAP TIME	DIFF	MPH	TIME OF DAY
1 -	1:48.530	8.130	82.50	10:50:11.487
2 -	1:40.768	0.368	88.86	10:51:52.255
3 -	1:40.410 (2)	0.010	89.17	10:53:32.665
4 -	1:40.400 (1)		89.18	10:55:13.065
5 -	1:40.735 (3)	0.335	88.89	10:56:53.800
6 -	1:41.715	1.315	88.03	10:58:35.515
7 -	1:41.181	0.781	88.49	11:00:16.696
8 -	1:40.795	0.395	88.83	11:01:57.491

P11 11 Nick HOBDEN				
LAP	LAP TIME	DIFF	MPH	TIME OF DAY
1 -	1:47.917	6.783	82.97	10:50:10.874
2 -	1:42.117	0.983	87.68	10:51:52.991
3 -	1:41.720 (3)	0.586	88.03	10:53:34.711
4 -	1:41.315 (2)	0.181	88.38	10:55:16.026
5 -	1:41.134 (1)		88.54	10:56:57.160
6 -	1:43.026	1.892	86.91	10:58:40.186
7 -	1:42.665	1.531	87.22	11:00:22.851

Donington Park GP

Circuit Length = 2.4873 miles

Start: 10:48 Flag 11:01 End: 11:03

Weather / Track : Cloudy / Dry

BMCRC-MRO Championships 2013 - Donington GP

Team Respro MRO 600 inc Clubman 600

RACE 3 - LAP ANALYSIS

DIFF = Difference To Personal Best Lap

8 - 1:47.867 6.733 83.01 11:02:10.718

P12 54 Chris BECK				
LAP	LAP TIME	DIFF	MPH	TIME OF DAY
1 -	1:52.333	9.629	79.71	10:50:15.290
2 -	1:45.258	2.554	85.07	10:52:00.548
3 -	1:44.641	1.937	85.57	10:53:45.189
4 -	1:44.492	1.788	85.69	10:55:29.681
5 -	1:43.257 (2)	0.553	86.72	10:57:12.938
6 -	1:43.348 (3)	0.644	86.64	10:58:56.286
7 -	1:42.704 (1)		87.18	11:00:38.990
8 -	1:43.712	1.008	86.33	11:02:22.702

P13 92 Ian NEWBY				
LAP	LAP TIME	DIFF	MPH	TIME OF DAY
1 -	1:49.942	6.888	81.44	10:50:12.899
2 -	1:44.707	1.653	85.51	10:51:57.606
3 -	1:45.191	2.137	85.12	10:53:42.797
4 -	1:44.380 (3)	1.326	85.78	10:55:27.177
5 -	1:45.410	2.356	84.94	10:57:12.587
6 -	1:44.748	1.694	85.48	10:58:57.335
7 -	1:43.054 (1)		86.89	11:00:40.389
8 -	1:44.084 (2)	1.030	86.03	11:02:24.473

P14 35 Peter MANGER				
LAP	LAP TIME	DIFF	MPH	TIME OF DAY
1 -	1:56.730	13.054	76.71	10:50:19.687
2 -	1:45.539	1.863	84.84	10:52:05.226
3 -	1:44.788	1.112	85.45	10:53:50.014
4 -	1:43.810 (2)	0.134	86.25	10:55:33.824
5 -	1:44.489	0.813	85.69	10:57:18.313
6 -	1:44.073 (3)	0.397	86.04	10:59:02.386
7 -	1:43.676 (1)		86.36	11:00:46.062
8 -	1:44.436	0.760	85.74	11:02:30.498

P15 117 Patryk RYDZINSKI				
LAP	LAP TIME	DIFF	MPH	TIME OF DAY
1 -	1:53.308	8.934	79.02	10:50:16.265
2 -	1:44.527 (2)	0.153	85.66	10:52:00.792
3 -	1:45.652	1.278	84.75	10:53:46.444
4 -	1:45.710	1.336	84.70	10:55:32.154
5 -	1:45.419	1.045	84.94	10:57:17.573
6 -	1:45.410 (3)	1.036	84.94	10:59:02.983
7 -	1:44.374 (1)		85.79	11:00:47.357
8 -	1:45.612	1.238	84.78	11:02:32.969

P16 19 Michael CHURCH				
LAP	LAP TIME	DIFF	MPH	TIME OF DAY
1 -	1:51.639	6.475	80.20	10:50:14.596
2 -	1:45.517	0.353	84.86	10:52:00.113
3 -	1:46.048	0.884	84.43	10:53:46.161
4 -	1:45.439 (3)	0.275	84.92	10:55:31.600
5 -	1:45.777	0.613	84.65	10:57:17.377
6 -	1:45.459	0.295	84.90	10:59:02.836
7 -	1:45.239 (2)	0.075	85.08	11:00:48.075
8 -	1:45.164 (1)		85.14	11:02:33.239

DIFF = Difference To Personal Best Lap

P17 33 Greg WRIGHT				
LAP	LAP TIME	DIFF	MPH	TIME OF DAY
1 -	1:53.194	9.626	79.10	10:50:16.151
2 -	1:46.858	3.290	83.79	10:52:03.009
3 -	1:47.248	3.680	83.49	10:53:50.257
4 -	1:45.894	2.326	84.56	10:55:36.151
5 -	1:46.291	2.723	84.24	10:57:22.442
6 -	1:44.754 (3)	1.186	85.48	10:59:07.196
7 -	1:44.047 (2)	0.479	86.06	11:00:51.243
8 -	1:43.568 (1)		86.45	11:02:34.811

P18 27 Matt COLES				
LAP	LAP TIME	DIFF	MPH	TIME OF DAY
1 -	1:58.234	15.231	75.73	10:50:21.191
2 -	1:46.136	3.133	84.36	10:52:07.327
3 -	1:46.312	3.309	84.22	10:53:53.639
4 -	1:45.200	2.197	85.11	10:55:38.839
5 -	1:44.817 (3)	1.814	85.42	10:57:23.656
6 -	1:43.003 (1)		86.93	10:59:06.659
7 -	1:43.488 (2)	0.485	86.52	11:00:50.147
8 -	1:45.136	2.133	85.17	11:02:35.283

P19 147 Sean CHASTON				
LAP	LAP TIME	DIFF	MPH	TIME OF DAY
1 -	1:57.610	12.933	76.13	10:50:20.567
2 -	1:47.143	2.466	83.57	10:52:07.710
3 -	1:46.927	2.250	83.74	10:53:54.637
4 -	1:45.543 (2)	0.866	84.84	10:55:40.180
5 -	1:45.589 (3)	0.912	84.80	10:57:25.769
6 -	1:46.116	1.439	84.38	10:59:11.885
7 -	1:44.677 (1)		85.54	11:00:56.562
8 -	1:45.969	1.292	84.50	11:02:42.531

P20 50 Andrew O'BRIEN				
LAP	LAP TIME	DIFF	MPH	TIME OF DAY
1 -	1:56.397	11.838	76.93	10:50:19.354
2 -	1:47.346	2.787	83.41	10:52:06.700
3 -	1:46.663	2.104	83.95	10:53:53.363
4 -	1:45.028 (2)	0.469	85.25	10:55:38.391
5 -	1:46.190 (3)	1.631	84.32	10:57:24.581
6 -	1:44.559 (1)		85.64	10:59:09.140
7 -	1:46.827	2.268	83.82	11:00:55.967
8 -	1:47.022	2.463	83.66	11:02:42.989

P21 107 Rafal GRZEDA				
LAP	LAP TIME	DIFF	MPH	TIME OF DAY
1 -	1:55.273	10.009	77.68	10:50:18.230
2 -	1:46.580	1.316	84.01	10:52:04.810
3 -	1:46.917	1.653	83.75	10:53:51.727
4 -	1:47.735	2.471	83.11	10:55:39.462
5 -	1:46.152 (3)	0.888	84.35	10:57:25.614
6 -	1:46.094 (2)	0.830	84.40	10:59:11.708
7 -	1:45.264 (1)		85.06	11:00:56.972
8 -	1:46.376	1.112	84.17	11:02:43.348

P22 75 Paul GALLAWAY				
LAP	LAP TIME	DIFF	MPH	TIME OF DAY
1 -	1:58.395	13.226	75.63	10:50:21.352
2 -	1:46.691	1.522	83.92	10:52:08.043

Donington Park GP

Circuit Length = 2.4873 miles

Start: 10:48 Flag 11:01 End: 11:03

Weather / Track : Cloudy / Dry

BMCRC-MRO Championships 2013 - Donington GP

Team Respro MRO 600 inc Clubman 600

RACE 3 - LAP ANALYSIS

DIFF = Difference To Personal Best Lap

3 -	1:47.470	2.301	83.32	10:53:55.513
4 -	1:45.169 (1)		85.14	10:55:40.682
5 -	1:45.756 (3)	0.587	84.67	10:57:26.438
6 -	1:45.803	0.634	84.63	10:59:12.241
7 -	1:47.115	1.946	83.59	11:00:59.356
8 -	1:45.201 (2)	0.032	85.11	11:02:44.557

P23 55 David MILLS

LAP	LAP TIME	DIFF	MPH	TIME OF DAY
1 -	1:57.102	11.523	76.46	10:50:20.059
2 -	1:46.847	1.268	83.80	10:52:06.906
3 -	1:47.207	1.628	83.52	10:53:54.113
4 -	1:45.579 (1)		84.81	10:55:39.692
5 -	1:46.343 (3)	0.764	84.20	10:57:26.035
6 -	1:46.446	0.867	84.12	10:59:12.481
7 -	1:45.724 (2)	0.145	84.69	11:00:58.205
8 -	1:47.596	2.017	83.22	11:02:45.801

P24 36 Andrew SCOTT

LAP	LAP TIME	DIFF	MPH	TIME OF DAY
1 -	1:59.360	15.174	75.02	10:50:22.317
2 -	1:46.819	2.633	83.82	10:52:09.136
3 -	1:47.091	2.905	83.61	10:53:56.227
4 -	1:49.381	5.195	81.86	10:55:45.608
5 -	1:50.050	5.864	81.36	10:57:35.658
6 -	1:46.635 (3)	2.449	83.97	10:59:22.293
7 -	1:46.015 (2)	1.829	84.46	11:01:08.308
8 -	1:44.186 (1)		85.94	11:02:52.494

P25 23 Sam MILLS

LAP	LAP TIME	DIFF	MPH	TIME OF DAY
1 -	1:54.941	6.422	77.90	10:50:17.898
2 -	1:48.519 (1)		82.51	10:52:06.417
3 -	1:49.523 (3)	1.004	81.75	10:53:55.940
4 -	1:49.416 (2)	0.897	81.83	10:55:45.356
5 -	1:50.028	1.509	81.38	10:57:35.384
6 -	1:50.403	1.884	81.10	10:59:25.787
7 -	1:50.863	2.344	80.77	11:01:16.650
8 -	1:50.410	1.891	81.10	11:03:07.060

P26 3 Philip ATKINSON

LAP	LAP TIME	DIFF	MPH	TIME OF DAY
1 -	1:43.931	6.400	86.15	10:50:06.888
2 -	1:39.062	1.531	90.39	10:51:45.950
3 -	1:37.616 (2)	0.085	91.73	10:53:23.566
4 -	1:37.531 (1)		91.81	10:55:01.097
5 -	1:40.238	2.707	89.33	10:56:41.335
6 -	1:38.769 (3)	1.238	90.66	10:58:20.104
7 -	1:41.776 P	4.245	87.98	11:00:01.880

P27 61 Oily SAVAGE

LAP	LAP TIME	DIFF	MPH	TIME OF DAY
1 -	1:54.413	10.747	78.26	10:50:17.370
2 -	1:46.035 (3)	2.369	84.44	10:52:03.405
3 -	1:45.706 (2)	2.040	84.71	10:53:49.111
4 -	1:43.666 (1)		86.37	10:55:32.777
5 -	1:50.953 P	7.287	80.70	10:57:23.730

DIFF = Difference To Personal Best Lap

P28 78 Shane HERBERT				
LAP	LAP TIME	DIFF	MPH	TIME OF DAY
1 -	1:59.212 (2)	10.588	75.11	10:50:22.169
2 -	1:48.624 (1)		82.43	10:52:10.793
3 -	1:53.222 P	4.598	79.08	10:54:04.015

BMCRC-MRO Championships 2013 - Donington GP

Team Respro MRO 600 inc Clubman 600

RACE 14 - GRID

ROW 8					29	5	Aaron CLARKE					
ROW 7	28	78	Shane HERBERT	27	61	Olly SAVAGE	26	3	Philip ATKINSON	25	23	Sam MILLS
ROW 6	24	36	Andrew SCOTT	23	55	David MILLS	22	75	Paul GALLAWAY	21	107	Rafal GRZEDA
ROW 5	20	50	Andrew O'BRIEN	19	147	Sean CHASTON	18	27	Matt COLES	17	33	Greg WRIGHT
ROW 4	16	19	Michael CHURCH	15	117	Patryk RYDZINSKI	14	35	Peter MANGER	13	92	Ian NEWBY
ROW 3	12	54	Chris BECK	11	11	Nick HOBDEN	10	67	Ross HUMPHRIES	9	666	Piers HUTCHINS
ROW 2	8	96	Martin TURNER	7	122	Daniel FULLER	6	58	Seb KELLY	5	8	Andy IRWIN
ROW 1	4	64	Ashley BUXTON	3	46	David HEAL	2	155	James EDWARDS	1	69	Stuart VOSKAMP
												Pole

Donington Park GP
Circuit Length = 2.4873 miles

These results are provisional until the conclusion of any judicial and technical matters.

Clerk Of Course :		Timekeeper :	
-------------------	--	--------------	--

Results can be found at www.tsl-timing.com

Printed - 11:11 Sunday, 28 July 2013



BMCRC-MRO Championships 2013 - Donington GP

Team Respro MRO 600 inc Clubman 600

RACE 14 - CLASSIFICATION

POS	NO	CL	PIC NAME	ENTRY	LAPS	TIME	GAP	DIFF	MPH	BEST	ON
1	155		1 James EDWARDS	Yamaha - 3Gi/Go Racing	8	13:07.536			90.96	1:37.494	3
2	3		2 Philip ATKINSON	Triumph - Tsingtao Racing	8	13:15.994	8.458	8.458	89.99	1:37.954	3
3	8		3 Andy IRWIN	Yamaha - Tsingtao Racing/MET Healthcare	8	13:16.601	9.065	0.607	89.92	1:38.406	6
4	46		4 David HEAL	Triumph - Littlewood Fencing	8	13:16.810	9.274	0.209	89.90	1:38.391	8
5	96		5 Martin TURNER	Yamaha - MSS Performance	8	13:18.329	10.793	1.519	89.73	1:38.612	8
6	64	C	1 Ashley BUXTON	Yamaha -	8	13:19.575	12.039	1.246	89.59	1:38.273	7
7	58		6 Seb KELLY	Yamaha - Go Racing	8	13:20.417	12.881	0.842	89.49	1:38.854	7
8	666		7 Piers HUTCHINS	Triumph - HM Racing	8	13:21.299	13.763	0.882	89.39	1:39.133	5
9	5		8 Aaron CLARKE	Kawasaki - Vale Livestock	8	13:41.600	34.064	20.301	87.19	1:41.681	4
10	33	C	2 Greg WRIGHT	Triumph - Skid Marques Tyres	8	13:42.859	35.323	1.259	87.05	1:40.511	2
11	11	C	3 Nick HOBDEN	Triumph - Littlewood Fencing	8	13:43.174	35.638	0.315	87.02	1:41.176	8
12	54	C	4 Chris BECK	Suzuki - Wonderwalls	8	13:51.345	43.809	8.171	86.16	1:42.078	7
13	92	C	5 Ian NEWBY	Kawasaki -	8	13:52.650	45.114	1.305	86.03	1:42.749	7
14	27	C	6 Matt COLES	Yamaha -	8	14:00.792	53.256	8.142	85.20	1:43.896	5
15	35	C	7 Peter MANGER	Yamaha -	8	14:02.949	55.413	2.157	84.98	1:43.208	5
16	19	C	8 Michael CHURCH	Yamaha - MC Racing	8	14:07.737	1:00.201	4.788	84.50	1:44.348	3
17	147	C	9 Sean CHASTON	Yamaha - Hyside M/C's	8	14:11.173	1:03.637	3.436	84.16	1:43.234	8
18	75	C	10 Paul GALLAWAY	Yamaha - Cornerstone Garage	8	14:15.930	1:08.394	4.757	83.69	1:44.575	5
19	36	C	11 Andrew SCOTT	Yamaha - Go Racing/TG Askew	8	14:22.482	1:14.946	6.552	83.05	1:45.004	8
20	1	C	12 Li Jen HSIAO	Yamaha -	8	14:23.578	1:16.042	1.096	82.95	1:46.342	8
21	23	C	13 Sam MILLS	Suzuki - Glenmill Homes	8	14:34.720	1:27.184	11.142	81.89	1:47.351	3

NOT CLASSIFIED

DNF	122		Daniel FULLER	Triumph -	7	11:53.068	1 Lap	1 Lap	87.90	1:39.633	3
DNF	55	C	David MILLS	Suzuki - Wonderwalls	7	12:29.267	1 Lap	36.199	83.65	1:45.348	4
DNF	67		Ross HUMPHRIES	Yamaha -	1	1:45.915	7 Laps	6 Laps	84.54	1:45.915	1

FASTEST LAP

155			James EDWARDS	Yamaha - 3Gi/Go Racing	3	1:37.494		91.84 mph		147.81 kph	
64	C		Ashley BUXTON	Yamaha -	7	1:38.273		91.11 mph		146.64 kph	

Weather / Track : Cloudy / Dry

These results are provisional until the conclusion of any judicial and technical matters.

Donington Park GP

Circuit Length = 2.4873 miles

Start: 15:23 Flag 15:36 End: 15:38

Clerk Of Course :	Timekeeper :
-------------------	--------------

Results can be found at www.tsl-timing.com

Printed - 15:38 Sunday, 28 July 2013



BMCRC-MRO Championships 2013 - Donington GP

Team Respro MRO 600 inc Clubman 600

RACE 14 - LAP CHART

LAP 1		
NO	BEHIND	LAP TIME

155		1:41.105
8	1.424	1:42.529
46	1.639	1:42.744
58	2.186	1:43.291
96	3.240	1:44.345
64	3.971	1:45.076
666	4.078	1:45.183
67	4.810	1:45.915
122	5.209	1:46.314
11	5.357	1:46.462
3	5.472	1:46.577
33	5.997	1:47.102
54	7.201	1:48.306
5	7.463	1:48.568
92	8.510	1:49.615
27	9.618	1:50.723
19	10.628	1:51.733
35	11.180	1:52.285
23	12.276	1:53.381
55	12.393	1:53.498
147	12.825	1:53.930
1	13.566	1:54.671
75	14.473	1:55.578
36	14.902	1:56.007

LAP 2		
NO	BEHIND	LAP TIME

155		1:37.542
8	3.338	1:39.456
58	3.693	1:39.049
46	3.965	1:39.868
96	4.929	1:39.231
64	5.714	1:39.285
666	6.308	1:39.772
3	6.948	1:39.018
122	7.758	1:40.091
33	8.966	1:40.511
11	9.707	1:41.892
5	11.919	1:41.998
54	12.752	1:43.093
92	14.053	1:43.085
27	16.923	1:44.847
19	19.003	1:45.917
35	19.312	1:45.674
55	21.248	1:46.397
147	21.744	1:46.461
23	22.278	1:47.544
75	22.828	1:45.897
1	23.294	1:47.270
36	23.756	1:46.396

LAP 3		
NO	BEHIND	LAP TIME

155		1:37.494
8	5.363	1:39.519
58	5.655	1:39.456
46	6.014	1:39.543
96	6.540	1:39.105
64	6.776	1:38.556
3	7.408	1:37.954
666	8.106	1:39.292

122	9.897	1:39.633
33	13.430	1:41.958
11	14.995	1:42.782
5	16.248	1:41.823
54	18.949	1:43.691
92	20.016	1:43.457
27	23.798	1:44.369
19	25.857	1:44.348
35	26.144	1:44.326
55	30.003	1:46.249
147	31.860	1:47.610
23	32.135	1:47.351
75	32.264	1:46.930
1	33.042	1:47.242
36	33.264	1:47.002

LAP 4		
NO	BEHIND	LAP TIME

155		1:38.015
8	6.972	1:39.624
46	7.560	1:39.561
58	7.812	1:40.172
3	8.441	1:39.048
64	8.697	1:39.936
96	9.046	1:40.521
666	9.413	1:39.322
122	12.237	1:40.355
33	18.736	1:43.321
5	19.914	1:41.681
11	20.144	1:43.164
54	24.020	1:43.086
92	25.084	1:43.083
27	30.185	1:44.402
35	33.507	1:45.378
19	33.691	1:45.849
55	37.336	1:45.348
147	38.534	1:44.689
75	39.774	1:45.525
23	41.650	1:47.530
1	42.237	1:47.210
36	42.799	1:47.550

LAP 5		
NO	BEHIND	LAP TIME

155		1:38.256
46	8.112	1:38.808
8	8.265	1:39.549
3	8.489	1:38.304
58	8.655	1:39.099
96	9.729	1:38.939
64	9.828	1:39.387
666	10.290	1:39.133
122	15.015	1:41.034
33	23.175	1:42.695
5	23.443	1:41.785
11	24.987	1:43.099
54	28.254	1:42.490
92	30.366	1:43.538
27	35.825	1:43.896
35	38.459	1:43.208
19	40.028	1:44.593
55	44.456	1:45.376
147	45.485	1:45.207
75	46.093	1:44.575

1	50.983	1:47.002
36	51.819	1:47.276
23	52.456	1:49.062

LAP 6		
NO	BEHIND	LAP TIME

155		1:38.287
8	8.384	1:38.406
3	8.794	1:38.592
46	9.018	1:39.193
58	9.335	1:38.967
96	10.136	1:38.694
64	11.149	1:39.608
666	11.313	1:39.310
122	18.123	1:41.395
33	26.344	1:41.456
5	26.870	1:41.714
11	28.826	1:42.126
54	33.216	1:43.249
92	34.855	1:42.776
27	41.837	1:44.299
35	44.390	1:44.218
19	46.702	1:44.961
55	52.100	1:45.931
147	52.710	1:45.512
75	52.896	1:45.090
1	1:00.069	1:47.373
36	1:00.328	1:46.796
23	1:03.239	1:49.070

LAP 7		
NO	BEHIND	LAP TIME

155		1:38.086
8	9.071	1:38.773
3	9.217	1:38.509
46	9.634	1:38.702
58	10.103	1:38.854
96	10.932	1:38.882
64	11.336	1:38.273
666	12.981	1:39.754
122	24.283	1:44.246 P
5	30.695	1:41.911
33	31.599	1:43.341
11	33.213	1:42.473
54	37.208	1:42.078
92	39.518	1:42.749
27	47.757	1:44.006
35	49.570	1:43.266
19	54.020	1:45.404
147	59.154	1:44.530
55	1:00.482	1:46.468
75	1:00.954	1:46.144
1	1:08.451	1:46.468
36	1:08.693	1:46.451
23	1:15.811	1:50.658

LAP 8		
NO	BEHIND	LAP TIME

155		1:38.751
3	8.458	1:37.992
8	9.065	1:38.745
46	9.274	1:38.391
96	10.793	1:38.612

64	12.039	1:39.454
58	12.881	1:41.529
666	13.763	1:39.533
5	34.064	1:42.120
33	35.323	1:42.475
11	35.638	1:41.176
54	43.809	1:45.352
92	45.114	1:44.347
27	53.256	1:44.250
35	55.413	1:44.594
19	1:00.201	1:44.932
147	1:03.637	1:43.234
75	1:08.394	1:46.191
36	1:14.946	1:45.004
1	1:16.042	1:46.342
23	1:27.184	1:50.124

Weather / Track : Cloudy / Dry

Results can be found at www.tsl-timing.com

Donington Park GP
Circuit Length = 2.4873 miles
Start: 15:23 Flag 15:36 End: 15:38

Printed - 15:39 Sunday, 28 July 2013

BMCRC-MRO Championships 2013 - Donington GP

Team Respro MRO 600 inc Clubman 600

RACE 14 - LAP ANALYSIS

DIFF = Difference To Personal Best Lap

P1 155 James EDWARDS				
LAP	LAP TIME	DIFF	MPH	TIME OF DAY
1 -	1:41.105	3.611	88.56	15:25:16.416
2 -	1:37.542 (2)	0.048	91.80	15:26:53.958
3 -	1:37.494 (1)		91.84	15:28:31.452
4 -	1:38.015 (3)	0.521	91.35	15:30:09.467
5 -	1:38.256	0.762	91.13	15:31:47.723
6 -	1:38.287	0.793	91.10	15:33:26.010
7 -	1:38.086	0.592	91.29	15:35:04.096
8 -	1:38.751	1.257	90.67	15:36:42.847

P2 3 Philip ATKINSON				
LAP	LAP TIME	DIFF	MPH	TIME OF DAY
1 -	1:46.577	8.623	84.01	15:25:21.888
2 -	1:39.018	1.064	90.43	15:27:00.906
3 -	1:37.954 (1)		91.41	15:28:38.860
4 -	1:39.048	1.094	90.40	15:30:17.908
5 -	1:38.304 (3)	0.350	91.08	15:31:56.212
6 -	1:38.592	0.638	90.82	15:33:34.804
7 -	1:38.509	0.555	90.89	15:35:13.313
8 -	1:37.992 (2)	0.038	91.37	15:36:51.305

P3 8 Andy IRWIN				
LAP	LAP TIME	DIFF	MPH	TIME OF DAY
1 -	1:42.529	4.123	87.33	15:25:17.840
2 -	1:39.456	1.050	90.03	15:26:57.296
3 -	1:39.519	1.113	89.97	15:28:36.815
4 -	1:39.624	1.218	89.88	15:30:16.439
5 -	1:39.549	1.143	89.95	15:31:55.988
6 -	1:38.406 (1)		90.99	15:33:34.394
7 -	1:38.773 (3)	0.367	90.65	15:35:13.167
8 -	1:38.745 (2)	0.339	90.68	15:36:51.912

P4 46 David HEAL				
LAP	LAP TIME	DIFF	MPH	TIME OF DAY
1 -	1:42.744	4.353	87.15	15:25:18.055
2 -	1:39.868	1.477	89.66	15:26:57.923
3 -	1:39.543	1.152	89.95	15:28:37.466
4 -	1:39.561	1.170	89.93	15:30:17.027
5 -	1:38.808 (3)	0.417	90.62	15:31:55.835
6 -	1:39.193	0.802	90.27	15:33:35.028
7 -	1:38.702 (2)	0.311	90.72	15:35:13.730
8 -	1:38.391 (1)		91.00	15:36:52.121

P5 96 Martin TURNER				
LAP	LAP TIME	DIFF	MPH	TIME OF DAY
1 -	1:44.345	5.733	85.81	15:25:19.656
2 -	1:39.231	0.619	90.23	15:26:58.887
3 -	1:39.105	0.493	90.35	15:28:37.992
4 -	1:40.521	1.909	89.08	15:30:18.513
5 -	1:38.939	0.327	90.50	15:31:57.452
6 -	1:38.694 (2)	0.082	90.72	15:33:36.146
7 -	1:38.882 (3)	0.270	90.55	15:35:15.028
8 -	1:38.612 (1)		90.80	15:36:53.640

P6 64 Ashley BUXTON				
LAP	LAP TIME	DIFF	MPH	TIME OF DAY
1 -	1:45.076	6.803	85.21	15:25:20.387
2 -	1:39.285 (3)	1.012	90.18	15:26:59.672

DIFF = Difference To Personal Best Lap

3 -	1:38.556 (2)	0.283	90.85	15:28:38.228
4 -	1:39.936	1.663	89.60	15:30:18.164
5 -	1:39.387	1.114	90.09	15:31:57.551
6 -	1:39.608	1.335	89.89	15:33:37.159
7 -	1:38.273 (1)		91.11	15:35:15.432
8 -	1:39.454	1.181	90.03	15:36:54.886

P7 58 Seb KELLY				
LAP	LAP TIME	DIFF	MPH	TIME OF DAY
1 -	1:43.291	4.437	86.69	15:25:18.602
2 -	1:39.049 (3)	0.195	90.40	15:26:57.651
3 -	1:39.456	0.602	90.03	15:28:37.107
4 -	1:40.172	1.318	89.39	15:30:17.279
5 -	1:39.099	0.245	90.35	15:31:56.378
6 -	1:38.967 (2)	0.113	90.47	15:33:35.345
7 -	1:38.854 (1)		90.58	15:35:14.199
8 -	1:41.529	2.675	88.19	15:36:55.728

P8 666 Piers HUTCHINS				
LAP	LAP TIME	DIFF	MPH	TIME OF DAY
1 -	1:45.183	6.050	85.13	15:25:20.494
2 -	1:39.772	0.639	89.74	15:27:00.266
3 -	1:39.292 (2)	0.159	90.18	15:28:39.558
4 -	1:39.322	0.189	90.15	15:30:18.880
5 -	1:39.133 (1)		90.32	15:31:58.013
6 -	1:39.310 (3)	0.177	90.16	15:33:37.323
7 -	1:39.754	0.621	89.76	15:35:17.077
8 -	1:39.533	0.400	89.96	15:36:56.610

P9 5 Aaron CLARKE				
LAP	LAP TIME	DIFF	MPH	TIME OF DAY
1 -	1:48.568	6.887	82.47	15:25:23.879
2 -	1:41.998	0.317	87.79	15:27:05.877
3 -	1:41.823	0.142	87.94	15:28:47.700
4 -	1:41.681 (1)		88.06	15:30:29.381
5 -	1:41.785 (3)	0.104	87.97	15:32:11.166
6 -	1:41.714 (2)	0.033	88.03	15:33:52.880
7 -	1:41.911	0.230	87.86	15:35:34.791
8 -	1:42.120	0.439	87.68	15:37:16.911

P10 33 Greg WRIGHT				
LAP	LAP TIME	DIFF	MPH	TIME OF DAY
1 -	1:47.102	6.591	83.60	15:25:22.413
2 -	1:40.511 (1)		89.08	15:27:02.924
3 -	1:41.958 (3)	1.447	87.82	15:28:44.882
4 -	1:43.321	2.810	86.66	15:30:28.203
5 -	1:42.695	2.184	87.19	15:32:10.898
6 -	1:41.456 (2)	0.945	88.25	15:33:52.354
7 -	1:43.341	2.830	86.64	15:35:35.695
8 -	1:42.475	1.964	87.38	15:37:18.170

P11 11 Nick HOBDEN				
LAP	LAP TIME	DIFF	MPH	TIME OF DAY
1 -	1:46.462	5.286	84.10	15:25:21.773
2 -	1:41.892 (2)	0.716	87.88	15:27:03.665
3 -	1:42.782	1.606	87.12	15:28:46.447
4 -	1:43.164	1.988	86.79	15:30:29.611
5 -	1:43.099	1.923	86.85	15:32:12.710
6 -	1:42.126 (3)	0.950	87.68	15:33:54.836
7 -	1:42.473	1.297	87.38	15:35:37.309

Donington Park GP

Circuit Length = 2.4873 miles

Start: 15:23 Flag 15:36 End: 15:38

Weather / Track : Cloudy / Dry

BMCR-C MRO Championships 2013 - Donington GP

Team Respro MRO 600 inc Clubman 600

RACE 14 - LAP ANALYSIS

DIFF = Difference To Personal Best Lap

8 - 1:41.176 (1) 88.50 15:37:18.485

P12 54 Chris BECK				
LAP	LAP TIME	DIFF	MPH	TIME OF DAY
1 -	1:48.306	6.228	82.67	15:25:23.617
2 -	1:43.093	1.015	86.85	15:27:06.710
3 -	1:43.691	1.613	86.35	15:28:50.401
4 -	1:43.086 (3)	1.008	86.86	15:30:33.487
5 -	1:42.490 (2)	0.412	87.36	15:32:15.977
6 -	1:43.249	1.171	86.72	15:33:59.226
7 -	1:42.078 (1)		87.72	15:35:41.304
8 -	1:45.352	3.274	84.99	15:37:26.656

P13 92 Ian NEWBY				
LAP	LAP TIME	DIFF	MPH	TIME OF DAY
1 -	1:49.615	6.866	81.68	15:25:24.926
2 -	1:43.085	0.336	86.86	15:27:08.011
3 -	1:43.457	0.708	86.55	15:28:51.468
4 -	1:43.083 (3)	0.334	86.86	15:30:34.551
5 -	1:43.538	0.789	86.48	15:32:18.089
6 -	1:42.776 (2)	0.027	87.12	15:34:00.865
7 -	1:42.749 (1)		87.14	15:35:43.614
8 -	1:44.347	1.598	85.81	15:37:27.961

P14 27 Matt COLES				
LAP	LAP TIME	DIFF	MPH	TIME OF DAY
1 -	1:50.723	6.827	80.87	15:25:26.034
2 -	1:44.847	0.951	85.40	15:27:10.881
3 -	1:44.369	0.473	85.79	15:28:55.250
4 -	1:44.402	0.506	85.76	15:30:39.652
5 -	1:43.896 (1)		86.18	15:32:23.548
6 -	1:44.299	0.403	85.85	15:34:07.847
7 -	1:44.006 (2)	0.110	86.09	15:35:51.853
8 -	1:44.250 (3)	0.354	85.89	15:37:36.103

P15 35 Peter MANGER				
LAP	LAP TIME	DIFF	MPH	TIME OF DAY
1 -	1:52.285	9.077	79.74	15:25:27.596
2 -	1:45.674	2.466	84.73	15:27:13.270
3 -	1:44.326	1.118	85.83	15:28:57.596
4 -	1:45.378	2.170	84.97	15:30:42.974
5 -	1:43.208 (1)		86.76	15:32:26.182
6 -	1:44.218 (3)	1.010	85.92	15:34:10.400
7 -	1:43.266 (2)	0.058	86.71	15:35:53.666
8 -	1:44.594	1.386	85.61	15:37:38.260

P16 19 Michael CHURCH				
LAP	LAP TIME	DIFF	MPH	TIME OF DAY
1 -	1:51.733	7.385	80.14	15:25:27.044
2 -	1:45.917	1.569	84.54	15:27:12.961
3 -	1:44.348 (1)		85.81	15:28:57.309
4 -	1:45.849	1.501	84.59	15:30:43.158
5 -	1:44.593 (2)	0.245	85.61	15:32:27.751
6 -	1:44.961	0.613	85.31	15:34:12.712
7 -	1:45.404	1.056	84.95	15:35:58.116
8 -	1:44.932 (3)	0.584	85.33	15:37:43.048

DIFF = Difference To Personal Best Lap

P17 147 Sean CHASTON				
LAP	LAP TIME	DIFF	MPH	TIME OF DAY
1 -	1:53.930	10.696	78.59	15:25:29.241
2 -	1:46.461	3.227	84.11	15:27:15.702
3 -	1:47.610	4.376	83.21	15:29:03.312
4 -	1:44.689 (3)	1.455	85.53	15:30:48.001
5 -	1:45.207	1.973	85.11	15:32:33.208
6 -	1:45.512	2.278	84.86	15:34:18.720
7 -	1:44.530 (2)	1.296	85.66	15:36:03.250
8 -	1:43.234 (1)		86.73	15:37:46.484

P18 75 Paul GALLAWAY				
LAP	LAP TIME	DIFF	MPH	TIME OF DAY
1 -	1:55.578	11.003	77.47	15:25:30.889
2 -	1:45.897	1.322	84.55	15:27:16.786
3 -	1:46.930	2.355	83.74	15:29:03.716
4 -	1:45.525 (3)	0.950	84.85	15:30:49.241
5 -	1:44.575 (1)		85.62	15:32:33.816
6 -	1:45.090 (2)	0.515	85.20	15:34:18.906
7 -	1:46.144	1.569	84.36	15:36:05.050
8 -	1:46.191	1.616	84.32	15:37:51.241

P19 36 Andrew SCOTT				
LAP	LAP TIME	DIFF	MPH	TIME OF DAY
1 -	1:56.007	11.003	77.18	15:25:31.318
2 -	1:46.396 (2)	1.392	84.16	15:27:17.714
3 -	1:47.002	1.998	83.68	15:29:04.716
4 -	1:47.550	2.546	83.25	15:30:52.266
5 -	1:47.276	2.272	83.47	15:32:39.542
6 -	1:46.796	1.792	83.84	15:34:26.338
7 -	1:46.451 (3)	1.447	84.11	15:36:12.789
8 -	1:45.004 (1)		85.27	15:37:57.793

P20 1 Li Jen HSIAO				
LAP	LAP TIME	DIFF	MPH	TIME OF DAY
1 -	1:54.671	8.329	78.08	15:25:29.982
2 -	1:47.270	0.928	83.47	15:27:17.252
3 -	1:47.242	0.900	83.49	15:29:04.494
4 -	1:47.210	0.868	83.52	15:30:51.704
5 -	1:47.002 (3)	0.660	83.68	15:32:38.706
6 -	1:47.373	1.031	83.39	15:34:26.079
7 -	1:46.468 (2)	0.126	84.10	15:36:12.547
8 -	1:46.342 (1)		84.20	15:37:58.889

P21 23 Sam MILLS				
LAP	LAP TIME	DIFF	MPH	TIME OF DAY
1 -	1:53.381	6.030	78.97	15:25:28.692
2 -	1:47.544 (3)	0.193	83.26	15:27:16.236
3 -	1:47.351 (1)		83.41	15:29:03.587
4 -	1:47.530 (2)	0.179	83.27	15:30:51.117
5 -	1:49.062	1.711	82.10	15:32:40.179
6 -	1:49.070	1.719	82.09	15:34:29.249
7 -	1:50.658	3.307	80.92	15:36:19.907
8 -	1:50.124	2.773	81.31	15:38:10.031

P22 122 Daniel FULLER				
LAP	LAP TIME	DIFF	MPH	TIME OF DAY
1 -	1:46.314	6.681	84.22	15:25:21.625
2 -	1:40.091 (2)	0.458	89.46	15:27:01.716

Donington Park GP

Circuit Length = 2.4873 miles

Start: 15:23 Flag 15:36 End: 15:38

Weather / Track : Cloudy / Dry

BMCRC-MRO Championships 2013 - Donington GP

Team Respro MRO 600 inc Clubman 600

RACE 14 - LAP ANALYSIS

DIFF = Difference To Personal Best Lap

3 -	1:39.633 (1)		89.87	15:28:41.349
4 -	1:40.355 (3)	0.722	89.22	15:30:21.704
5 -	1:41.034	1.401	88.62	15:32:02.738
6 -	1:41.395	1.762	88.31	15:33:44.133
7 -	1:44.246 P	4.613	85.89	15:35:28.379

P23 55 David MILLS

LAP	LAP TIME	DIFF	MPH	TIME OF DAY
1 -	1:53.498	8.150	78.89	15:25:28.809
2 -	1:46.397	1.049	84.16	15:27:15.206
3 -	1:46.249	0.901	84.27	15:29:01.455
4 -	1:45.348 (1)		84.99	15:30:46.803
5 -	1:45.376 (2)	0.028	84.97	15:32:32.179
6 -	1:45.931 (3)	0.583	84.53	15:34:18.110
7 -	1:46.468	1.120	84.10	15:36:04.578

P24 67 Ross HUMPHRIES

LAP	LAP TIME	DIFF	MPH	TIME OF DAY
1 -	1:45.915 (1)		84.54	15:25:21.226

BMCRC-MRO Championships 2013 - Donington GP

Team Respro MRO 600 inc Clubman 600

RACE 19 - SNETTERTON ROUND - CLASSIFICATION

POS	NO	CL	PIC NAME	ENTRY	LAPS	TIME	GAP	DIFF	MPH	BEST	ON
1	64	C	1 Ashley BUXTON	Yamaha -	8	13:21.743			89.34	1:38.908	7
2	122		1 Daniel FULLER	Triumph -	8	13:27.411	5.668	5.668	88.72	1:39.378	5
3	96		2 Martin TURNER	Yamaha - MSS Performance	8	13:33.268	11.525	5.857	88.08	1:40.515	5
4	5		3 Aaron CLARKE	Kawasaki - Vale Livestock	8	13:38.255	16.512	4.987	87.54	1:41.145	3
5	33	C	2 Greg WRIGHT	Triumph - Skid Marques Tyres	8	13:46.785	25.042	8.530	86.64	1:41.115	6
6	92	C	3 Ian NEWBY	Kawasaki -	8	13:52.442	30.699	5.657	86.05	1:42.620	7
7	19	C	4 Michael CHURCH	Yamaha - MC Racing	8	14:07.263	45.520	14.821	84.54	1:44.642	4
8	147	C	5 Sean CHASTON	Yamaha - Hyside M/C's	8	14:11.568	49.825	4.305	84.12	1:45.252	4

NOT CLASSIFIED

DNF	58		Seb KELLY	Yamaha - Go Racing	1	2:01.342	7 Laps	7 Laps	73.79		
-----	----	--	-----------	--------------------	---	----------	--------	--------	-------	--	--

FASTEST LAP

64	C	Ashley BUXTON	Yamaha -	7	1:38.908	90.53 mph	145.69 kph
122	Daniel FULLER	Triumph -	5	1:39.378	90.10 mph	145.00 kph	

Weather / Track : Cloudy / Dry

These results are provisional until the conclusion of any judicial and technical matters.

Donington Park GP

Circuit Length = 2.4873 miles

Start: 17:35 Flag 17:49 End: 17:50

Clerk Of Course :	Timekeeper :
-------------------	--------------

Results can be found at www.tsl-timing.com

Printed - 17:51 Sunday, 28 July 2013



BMCRC-MRO Championships 2013 - Donington GP

Team Respro MRO 600 inc Clubman 600

RACE 19 - SNETTERTON ROUND - LAP CHART

LAP 1		
NO	BEHIND	LAP TIME
64		1:43.875
96	1.789	1:45.664
5	2.445	1:46.320
122	3.055	1:46.930
33	4.764	1:48.639
92	5.400	1:49.275
19	6.866	1:50.741
147	7.131	1:51.006
58	17.467	2:01.342 P

LAP 2		
NO	BEHIND	LAP TIME
64		1:39.923
96	2.866	1:41.000
122	3.239	1:40.107
5	3.813	1:41.291
33	6.490	1:41.649
92	8.667	1:43.190
19	12.375	1:45.432
147	12.853	1:45.645

LAP 3		
NO	BEHIND	LAP TIME
64		1:39.370
96	4.133	1:40.637
122	4.282	1:40.413
5	5.588	1:41.145
33	10.407	1:43.287
92	12.629	1:43.332
19	18.284	1:45.279
147	19.406	1:45.923

LAP 4		
NO	BEHIND	LAP TIME
64		1:40.092
122	4.220	1:40.030
96	4.953	1:40.912
5	7.116	1:41.620
33	14.786	1:44.471
92	15.893	1:43.356
19	22.834	1:44.642
147	24.566	1:45.252

LAP 5		
NO	BEHIND	LAP TIME
64		1:39.909
122	3.689	1:39.378
96	5.559	1:40.515
5	8.688	1:41.481
33	17.913	1:43.036
92	19.043	1:43.059
19	27.820	1:44.895
147	30.307	1:45.650

LAP 6		
NO	BEHIND	LAP TIME
64		1:39.086
122	4.948	1:40.345

96	7.305	1:40.832
5	11.505	1:41.903
33	19.942	1:41.115
92	22.760	1:42.803
19	33.744	1:45.010
147	37.303	1:46.082

LAP 7		
NO	BEHIND	LAP TIME
64		1:38.908
122	6.144	1:40.104
96	9.692	1:41.295
5	14.345	1:41.748
33	22.984	1:41.950
92	26.472	1:42.620
19	39.540	1:44.704
147	44.631	1:46.236

LAP 8		
NO	BEHIND	LAP TIME
64		1:40.580
122	5.668	1:40.104
96	11.525	1:42.413
5	16.512	1:42.747
33	25.042	1:42.638
92	30.699	1:44.807
19	45.520	1:46.560
147	49.825	1:45.774

Weather / Track : Cloudy / Dry

Results can be found at www.tsl-timing.com

Donington Park GP
Circuit Length = 2.4873 miles
Start: 17:35 Flag 17:49 End: 17:50

Printed - 17:52 Sunday, 28 July 2013

BMCR-CMRO Championships 2013 - Donington GP

Team Respro MRO 600 inc Clubman 600

RACE 19 - SNETTERTON ROUND - LAP ANALYSIS

DIFF = Difference To Personal Best Lap

P1 64 Ashley BUXTON				
LAP	LAP TIME	DIFF	MPH	TIME OF DAY
1 -	1:43.875	4.967	86.20	17:37:35.084
2 -	1:39.923	1.015	89.61	17:39:15.007
3 -	1:39.370 (3)	0.462	90.11	17:40:54.377
4 -	1:40.092	1.184	89.46	17:42:34.469
5 -	1:39.909	1.001	89.62	17:44:14.378
6 -	1:39.086 (2)	0.178	90.37	17:45:53.464
7 -	1:38.908 (1)		90.53	17:47:32.372
8 -	1:40.580	1.672	89.02	17:49:12.952

P2 122 Daniel FULLER				
LAP	LAP TIME	DIFF	MPH	TIME OF DAY
1 -	1:46.930	7.552	83.74	17:37:38.139
2 -	1:40.107	0.729	89.44	17:39:18.246
3 -	1:40.413	1.035	89.17	17:40:58.659
4 -	1:40.030 (2)	0.652	89.51	17:42:38.689
5 -	1:39.378 (1)		90.10	17:44:18.067
6 -	1:40.345	0.967	89.23	17:45:58.412
7 -	1:40.104 (3)	0.726	89.45	17:47:38.516
8 -	1:40.104 (3)	0.726	89.45	17:49:18.620

P3 96 Martin TURNER				
LAP	LAP TIME	DIFF	MPH	TIME OF DAY
1 -	1:45.664	5.149	84.74	17:37:36.873
2 -	1:41.000	0.485	88.65	17:39:17.873
3 -	1:40.637 (2)	0.122	88.97	17:40:58.510
4 -	1:40.912	0.397	88.73	17:42:39.422
5 -	1:40.515 (1)		89.08	17:44:19.937
6 -	1:40.832 (3)	0.317	88.80	17:46:00.769
7 -	1:41.295	0.780	88.39	17:47:42.064
8 -	1:42.413	1.898	87.43	17:49:24.477

P4 5 Aaron CLARKE				
LAP	LAP TIME	DIFF	MPH	TIME OF DAY
1 -	1:46.320	5.175	84.22	17:37:37.529
2 -	1:41.291 (2)	0.146	88.40	17:39:18.820
3 -	1:41.145 (1)		88.53	17:40:59.965
4 -	1:41.620	0.475	88.11	17:42:41.585
5 -	1:41.481 (3)	0.336	88.23	17:44:23.066
6 -	1:41.903	0.758	87.87	17:46:04.969
7 -	1:41.748	0.603	88.00	17:47:46.717
8 -	1:42.747	1.602	87.15	17:49:29.464

P5 33 Greg WRIGHT				
LAP	LAP TIME	DIFF	MPH	TIME OF DAY
1 -	1:48.639	7.524	82.42	17:37:39.848
2 -	1:41.649 (2)	0.534	88.09	17:39:21.497
3 -	1:43.287	2.172	86.69	17:41:04.784
4 -	1:44.471	3.356	85.71	17:42:49.255
5 -	1:43.036	1.921	86.90	17:44:32.291
6 -	1:41.115 (1)		88.55	17:46:13.406
7 -	1:41.950 (3)	0.835	87.83	17:47:55.356
8 -	1:42.638	1.523	87.24	17:49:37.994

P6 92 Ian NEWBY				
LAP	LAP TIME	DIFF	MPH	TIME OF DAY
1 -	1:49.275	6.655	81.94	17:37:40.484
2 -	1:43.190	0.570	86.77	17:39:23.674

DIFF = Difference To Personal Best Lap

3 -	1:43.332	0.712	86.65	17:41:07.006
4 -	1:43.356	0.736	86.63	17:42:50.362
5 -	1:43.059 (3)	0.439	86.88	17:44:33.421
6 -	1:42.803 (2)	0.183	87.10	17:46:16.224
7 -	1:42.620 (1)		87.25	17:47:58.844
8 -	1:44.807	2.187	85.43	17:49:43.651

P7 19 Michael CHURCH				
LAP	LAP TIME	DIFF	MPH	TIME OF DAY
1 -	1:50.741	6.099	80.85	17:37:41.950
2 -	1:45.432	0.790	84.93	17:39:27.382
3 -	1:45.279	0.637	85.05	17:41:12.661
4 -	1:44.642 (1)		85.57	17:42:57.303
5 -	1:44.895 (3)	0.253	85.36	17:44:42.198
6 -	1:45.010	0.368	85.27	17:46:27.208
7 -	1:44.704 (2)	0.062	85.52	17:48:11.912
8 -	1:46.560	1.918	84.03	17:49:58.472

P8 147 Sean CHASTON				
LAP	LAP TIME	DIFF	MPH	TIME OF DAY
1 -	1:51.006	5.754	80.66	17:37:42.215
2 -	1:45.645 (2)	0.393	84.75	17:39:27.860
3 -	1:45.923	0.671	84.53	17:41:13.783
4 -	1:45.252 (1)		85.07	17:42:59.035
5 -	1:45.650 (3)	0.398	84.75	17:44:44.685
6 -	1:46.082	0.830	84.41	17:46:30.767
7 -	1:46.236	0.984	84.28	17:48:17.003
8 -	1:45.774	0.522	84.65	17:50:02.777

P9 58 Seb KELLY				
LAP	LAP TIME	DIFF	MPH	TIME OF DAY
1 -	2:01.342 P		73.79	17:37:52.551

Weather / Track : Cloudy / Dry

Results can be found at www.tsl-timing.com

Donington Park GP

Circuit Length = 2.4873 miles

Start: 17:35 Flag 17:49 End: 17:50

Printed - 17:52 Sunday, 28 July 2013



MRO Minitwins inc Juniors & Rookies

**Round 6
Donington Park GP**

27th & 28th July 2013



Results Provided by Timing Solutions Ltd
www.tsl-timing.com

BMCRC-MRO Championships 2013 - Donington GP

MRO Minitwins inc Juniors & Rookies

FREE PRACTICE - CLASSIFICATION

POS	NO	CL	PIC NAME	ENTRY	TIME	ON	LAPS	GAP	DIFF	MPH
1	15	J	1 Adam CROSS	Suzuki - G C Haulage	1:48.127	5	5			82.81
2	41	J	2 Luke HARRIS	Suzuki - K H Brickwork/Steve Jordan	1:48.192	4	4	0.065	0.065	82.76
3	82		1 Matt HINNELLS	Suzuki -	1:48.704	4	5	0.577	0.512	82.37
4	98		2 Steve TOPPING	Suzuki - Nutsmoto	1:49.582	4	4	1.455	0.878	81.71
5	87		3 Simon SCHUG	Suzuki - MAK Fencing/More Moto	1:49.860	3	4	1.733	0.278	81.50
6	8		4 Gerrard SPEAR	Suzuki - Team V Speed	1:50.228	4	5	2.101	0.368	81.23
7	40	R	1 Paul WILBY	Suzuki - Nutsmoto	1:50.552	4	4	2.425	0.324	80.99
8	95	J	3 Grant ROBERTSON	Suzuki -	1:50.715	4	4	2.588	0.163	80.87
9	88		5 Joe BUXTON	Suzuki -	1:50.761	3	4	2.634	0.046	80.84
10	52		6 Paul JOHNSTON	Suzuki - Epayme	1:50.788	4	4	2.661	0.027	80.82
11	19		7 Kevin LILLEY	Suzuki - T.C. Repair & Supply	1:51.136	3	4	3.009	0.348	80.57
12	30	R	2 Richard GOODE	Suzuki - Worcester Petroleum	1:51.335	4	4	3.208	0.199	80.42
13	112	J	4 James NAGY	Suzuki -	1:51.346	4	4	3.219	0.011	80.42
14	22		8 Jake POVAH	Suzuki -	1:51.626	4	4	3.499	0.280	80.21
15	5	R	3 Barry MANTELL	Suzuki - Swedish Car Connection	1:51.656	4	4	3.529	0.030	80.19
16	71	* R	4 Neil MASON	Suzuki -	1:52.357	3	4	4.230	0.701	79.69
17	81		9 Malvern MAY	Suzuki -	1:52.531	2	4	4.404	0.174	79.57
18	121	R	5 Roger MARSH	Suzuki -	1:53.267	4	4	5.140	0.736	79.05
19	62		10 Paul WHEATLEY	Suzuki -	1:53.575	4	4	5.448	0.308	78.84
20	45	R	6 Ricardo GARROTE	Suzuki -	1:53.819	4	4	5.692	0.244	78.67
21	75	R	7 Leigh BRADBURY	Suzuki -	1:54.949	4	4	6.822	1.130	77.89
22	122		11 Andy WHITEHEAD	Suzuki -	1:55.650	3	4	7.523	0.701	77.42
23	27		12 Gabrielle BURNE	Suzuki - LS2 Helmets/Ravenol	1:56.771	3	4	8.644	1.121	76.68
24	20	R	8 Jose TOUCEDA	Suzuki - Cell2	1:56.799	4	4	8.672	0.028	76.66
25	169		13 Rob MILES	Suzuki - Ilkeston Printers/ Jtek Instruments	1:58.144	4	4	10.017	1.345	75.79
26	73	R	9 Vince LEWIN	Suzuki -	1:58.625	4	4	10.498	0.481	75.48
27	92	R	10 Matt LAST	Suzuki - Beck & Pollitzer	1:58.902	4	4	10.775	0.277	75.30
28	43		14 Julian ENTICKNAP	Suzuki - Assesstech	1:59.139	4	4	11.012	0.237	75.15
29	77	R	11 David HOLMES	Suzuki - CFS Fabricat	1:59.142	4	4	11.015	0.003	75.15
30	39	R	12 Rob WILLIAMS	Suzuki -	1:59.430	4	4	11.303	0.288	74.97
31	63		15 Steve SMULOVIC	Suzuki - SFC Racing	2:02.984	4	4	14.857	3.554	72.80
32	3	J	5 Marcus NEWALL	Suzuki -	2:03.201	4	4	15.074	0.217	72.68
33	28	R	13 Dominic VEASEY	Suzuki -	2:03.959	1	3	15.832	0.758	72.23
34	23	R	14 Claire BECKETT	Suzuki -	2:21.191	3	3	33.064	17.232	63.42
35	83	R	15 Richard ROONEY	Suzuki -	2:23.725	3	3	35.598	2.534	62.30

* Bike 71 - No working transponder

Donington Park GP
Circuit Length = 2.4873 miles
Start: 09:08 Flag 09:18 End: 09:20

Weather / Track : Cloudy / Dry

These results are provisional until the conclusion of any judicial and technical matters.

Clerk Of Course :	Timekeeper :
-------------------	--------------

Results can be found at www.tsl-timing.com

Printed - 09:21 Saturday, 27 July 2013



BMCRC-MRO Championships 2013 - Donington GP

MRO Minitwins inc Juniors & Rookies

FREE PRACTICE - LAP ANALYSIS

DIFF = Difference To Personal Best Lap

P1 15 Adam CROSS				
LAP	LAP TIME	DIFF	MPH	TIME OF DAY
1 -	1:52.216	4.089	79.79	09:12:32.690
2 -	1:50.447 (3)	2.320	81.07	09:14:23.137
3 -	1:54.895	6.768	77.93	09:16:18.032
4 -	1:48.172 (2)	0.045	82.77	09:18:06.204
5 -	1:48.127 (1)	82.81	82.81	09:19:54.331

P2 41 Luke HARRIS				
LAP	LAP TIME	DIFF	MPH	TIME OF DAY
1 -	1:56.464	8.272	76.88	09:12:49.361
2 -	1:51.555 (3)	3.363	80.26	09:14:40.916
3 -	1:51.338 (2)	3.146	80.42	09:16:32.254
4 -	1:48.192 (1)	82.76	82.76	09:18:20.446

P3 82 Matt HINNELLS				
LAP	LAP TIME	DIFF	MPH	TIME OF DAY
1 -	1:50.252 (3)	1.548	81.21	09:12:37.578
2 -	1:49.563 (2)	0.859	81.72	09:14:27.141
3 -	1:51.050	2.346	80.63	09:16:18.191
4 -	1:48.704 (1)	82.37	82.37	09:18:06.895
5 -	1:51.626	2.922	80.21	09:19:58.521

P4 98 Steve TOPPING				
LAP	LAP TIME	DIFF	MPH	TIME OF DAY
1 -	1:53.589 (3)	4.007	78.83	09:12:47.090
2 -	1:51.193 (2)	1.611	80.53	09:14:38.283
3 -	1:54.465	4.883	78.22	09:16:32.748
4 -	1:49.582 (1)	81.71	81.71	09:18:22.330

P5 87 Simon SCHUG				
LAP	LAP TIME	DIFF	MPH	TIME OF DAY
1 -	1:53.029	3.169	79.22	09:13:41.829
2 -	1:51.025 (3)	1.165	80.65	09:15:32.854
3 -	1:49.860 (1)	81.50	81.50	09:17:22.714
4 -	1:50.566 (2)	0.706	80.98	09:19:13.280

P6 8 Gerrard SPEAR				
LAP	LAP TIME	DIFF	MPH	TIME OF DAY
1 -	1:53.804	3.576	78.68	09:12:35.975
2 -	1:51.253	1.025	80.48	09:14:27.228
3 -	1:51.193 (3)	0.965	80.53	09:16:18.421
4 -	1:50.228 (1)	81.23	81.23	09:18:08.649
5 -	1:50.938 (2)	0.710	80.71	09:19:59.587

P7 40 Paul WILBY				
LAP	LAP TIME	DIFF	MPH	TIME OF DAY
1 -	2:00.051	9.499	74.58	09:13:06.879
2 -	1:54.008 (3)	3.456	78.54	09:15:00.887
3 -	1:51.060 (2)	0.508	80.62	09:16:51.947
4 -	1:50.552 (1)	80.99	80.99	09:18:42.499

P8 95 Grant ROBERTSON				
LAP	LAP TIME	DIFF	MPH	TIME OF DAY
1 -	1:58.172 P	7.457	75.77	09:13:15.685
2 -	2:43.718 (3)	53.003	54.69	09:15:59.403
3 -	1:51.743 (2)	1.028	80.13	09:17:51.146

DIFF = Difference To Personal Best Lap

4 - **1:50.715 (1)** **80.87** **09:19:41.861**

P9 88 Joe BUXTON				
LAP	LAP TIME	DIFF	MPH	TIME OF DAY
1 -	1:52.900	2.139	79.31	09:13:13.575
2 -	1:51.670 (2)	0.909	80.18	09:15:05.245
3 -	1:50.761 (1)	80.84	80.84	09:16:56.006
4 -	1:51.847 (3)	1.086	80.05	09:18:47.853

P10 52 Paul JOHNSTON				
LAP	LAP TIME	DIFF	MPH	TIME OF DAY
1 -	1:54.027	3.239	78.52	09:12:45.502
2 -	1:52.355 (2)	1.567	79.69	09:14:37.857
3 -	1:52.921 (3)	2.133	79.29	09:16:30.778
4 -	1:50.788 (1)	80.82	80.82	09:18:21.566

P11 19 Kevin LILLEY				
LAP	LAP TIME	DIFF	MPH	TIME OF DAY
1 -	1:57.621	6.485	76.12	09:13:03.810
2 -	1:52.658 (3)	1.522	79.48	09:14:56.468
3 -	1:51.136 (1)	80.57	80.57	09:16:47.604
4 -	1:51.242 (2)	0.106	80.49	09:18:38.846

P12 30 Richard GOODE				
LAP	LAP TIME	DIFF	MPH	TIME OF DAY
1 -	1:58.012	6.677	75.87	09:13:15.908
2 -	1:55.928 (3)	4.593	77.24	09:15:11.836
3 -	1:53.368 (2)	2.033	78.98	09:17:05.204
4 -	1:51.335 (1)	80.42	80.42	09:18:56.539

P13 112 James NAGY				
LAP	LAP TIME	DIFF	MPH	TIME OF DAY
1 -	1:55.468	4.122	77.54	09:12:50.417
2 -	1:53.300 (2)	1.954	79.03	09:14:43.717
3 -	1:53.958 (3)	2.612	78.57	09:16:37.675
4 -	1:51.346 (1)	80.42	80.42	09:18:29.021

P14 22 Jake POVAH				
LAP	LAP TIME	DIFF	MPH	TIME OF DAY
1 -	1:53.674	2.048	78.77	09:12:51.427
2 -	1:52.990 (2)	1.364	79.24	09:14:44.417
3 -	1:53.502 (3)	1.876	78.89	09:16:37.919
4 -	1:51.626 (1)	80.21	80.21	09:18:29.545

P15 5 Barry MANTELL				
LAP	LAP TIME	DIFF	MPH	TIME OF DAY
1 -	1:54.548 (2)	2.892	78.17	09:13:30.460
2 -	1:58.584	6.928	75.51	09:15:29.044
3 -	1:54.688 (3)	3.032	78.07	09:17:23.732
4 -	1:51.656 (1)	80.19	80.19	09:19:15.388

P16 71 Neil MASON				
LAP	LAP TIME	DIFF	MPH	TIME OF DAY
1 -	1:56.374	4.017	76.94	09:13:09.356
2 -	1:53.300 (2)	0.943	79.03	09:15:02.656
3 -	1:52.357 (1)	79.69	79.69	09:16:55.013
4 -	1:53.887 (3)	1.530	78.62	09:18:48.900

Donington Park GP

Circuit Length = 2.4873 miles

Start: 09:08 Flag 09:18 End: 09:20

Weather / Track : Cloudy / Dry

BMCRC-MRO Championships 2013 - Donington GP

MRO Minitwins inc Juniors & Rookies

FREE PRACTICE - LAP ANALYSIS

DIFF = Difference To Personal Best Lap

P17 81 Malvern MAY				
LAP	LAP TIME	DIFF	MPH	TIME OF DAY
1 -	1:54.965	2.434	77.88	09:12:37.116
2 -	1:52.531 (1)		79.57	09:14:29.647
3 -	1:53.939 (2)	1.408	78.58	09:16:23.586
4 -	1:54.284 (3)	1.753	78.35	09:18:17.870

P18 121 Roger MARSH				
LAP	LAP TIME	DIFF	MPH	TIME OF DAY
1 -	2:00.430	7.163	74.35	09:13:06.703
2 -	1:54.714 (3)	1.447	78.05	09:15:01.417
3 -	1:54.213 (2)	0.946	78.40	09:16:55.630
4 -	1:53.267 (1)		79.05	09:18:48.897

P19 62 Paul WHEATLEY				
LAP	LAP TIME	DIFF	MPH	TIME OF DAY
1 -	2:03.371	9.796	72.58	09:13:09.736
2 -	1:55.378 (3)	1.803	77.60	09:15:05.114
3 -	1:54.937 (2)	1.362	77.90	09:17:00.051
4 -	1:53.575 (1)		78.84	09:18:53.626

P20 45 Ricardo GARROTE				
LAP	LAP TIME	DIFF	MPH	TIME OF DAY
1 -	2:01.186	7.367	73.89	09:13:06.722
2 -	1:57.621 (3)	3.802	76.12	09:15:04.343
3 -	1:53.841 (2)	0.022	78.65	09:16:58.184
4 -	1:53.819 (1)		78.67	09:18:52.003

P21 75 Leigh BRADBURY				
LAP	LAP TIME	DIFF	MPH	TIME OF DAY
1 -	1:59.450	4.501	74.96	09:12:49.202
2 -	1:57.242 (3)	2.293	76.37	09:14:46.444
3 -	1:56.677 (2)	1.728	76.74	09:16:43.121
4 -	1:54.949 (1)		77.89	09:18:38.070

P22 122 Andy WHITEHEAD				
LAP	LAP TIME	DIFF	MPH	TIME OF DAY
1 -	2:01.902	6.252	73.45	09:13:02.528
2 -	1:57.353 (3)	1.703	76.30	09:14:59.881
3 -	1:55.650 (1)		77.42	09:16:55.531
4 -	1:55.658 (2)	0.008	77.42	09:18:51.189

P23 27 Gabrielle BURNE				
LAP	LAP TIME	DIFF	MPH	TIME OF DAY
1 -	1:59.137	2.366	75.16	09:12:50.345
2 -	1:59.047 (3)	2.276	75.21	09:14:49.392
3 -	1:56.771 (1)		76.68	09:16:46.163
4 -	1:57.354 (2)	0.583	76.30	09:18:43.517

P24 20 Jose TOUCEDA				
LAP	LAP TIME	DIFF	MPH	TIME OF DAY
1 -	2:05.068	8.269	71.59	09:13:30.531
2 -	2:01.473 (3)	4.674	73.71	09:15:32.004
3 -	1:59.212 (2)	2.413	75.11	09:17:31.216
4 -	1:56.799 (1)		76.66	09:19:28.015

DIFF = Difference To Personal Best Lap

P25 169 Rob MILES				
LAP	LAP TIME	DIFF	MPH	TIME OF DAY
1 -	2:03.503	5.359	72.50	09:13:13.260
2 -	2:02.728 (3)	4.584	72.96	09:15:15.988
3 -	2:01.889 (2)	3.745	73.46	09:17:17.877
4 -	1:58.144 (1)		75.79	09:19:16.021

P26 73 Vince LEWIN				
LAP	LAP TIME	DIFF	MPH	TIME OF DAY
1 -	2:04.474	5.849	71.93	09:13:21.876
2 -	2:01.295 (2)	2.670	73.82	09:15:23.171
3 -	2:02.485 (3)	3.860	73.10	09:17:25.656
4 -	1:58.625 (1)		75.48	09:19:24.281

P27 92 Matt LAST				
LAP	LAP TIME	DIFF	MPH	TIME OF DAY
1 -	2:04.665	5.763	71.82	09:13:16.592
2 -	2:04.430 (3)	5.528	71.96	09:15:21.022
3 -	2:01.157 (2)	2.255	73.90	09:17:22.179
4 -	1:58.902 (1)		75.30	09:19:21.081

P28 43 Julian ENTICKNAP				
LAP	LAP TIME	DIFF	MPH	TIME OF DAY
1 -	2:02.433 (2)	3.294	73.13	09:13:08.049
2 -	2:08.625	9.486	69.61	09:15:16.674
3 -	2:03.492 (3)	4.353	72.51	09:17:20.166
4 -	1:59.139 (1)		75.15	09:19:19.305

P29 77 David HOLMES				
LAP	LAP TIME	DIFF	MPH	TIME OF DAY
1 -	2:02.667	3.525	72.99	09:13:19.643
2 -	2:02.034 (2)	2.892	73.37	09:15:21.677
3 -	2:02.642 (3)	3.500	73.01	09:17:24.319
4 -	1:59.142 (1)		75.15	09:19:23.461

P30 39 Rob WILLIAMS				
LAP	LAP TIME	DIFF	MPH	TIME OF DAY
1 -	2:09.153	9.723	69.33	09:13:10.323
2 -	2:05.212 (3)	5.782	71.51	09:15:15.535
3 -	2:02.721 (2)	3.291	72.96	09:17:18.256
4 -	1:59.430 (1)		74.97	09:19:17.686

P31 63 Steve SMULOVIC				
LAP	LAP TIME	DIFF	MPH	TIME OF DAY
1 -	2:08.618	5.634	69.62	09:13:39.415
2 -	2:07.176 (3)	4.192	70.40	09:15:46.591
3 -	2:05.769 (2)	2.785	71.19	09:17:52.360
4 -	2:02.984 (1)		72.80	09:19:55.344

P32 3 Marcus NEWALL				
LAP	LAP TIME	DIFF	MPH	TIME OF DAY
1 -	2:14.338	11.137	66.65	09:13:43.648
2 -	2:09.402 (3)	6.201	69.19	09:15:53.050
3 -	2:04.920 (2)	1.719	71.68	09:17:57.970
4 -	2:03.201 (1)		72.68	09:20:01.171

Weather / Track : Cloudy / Dry

Donington Park GP

Circuit Length = 2.4873 miles

Start: 09:08 Flag 09:18 End: 09:20

BMCRC-MRO Championships 2013 - Donington GP

MRO Minitwins inc Juniors & Rookies

FREE PRACTICE - LAP ANALYSIS

DIFF = Difference To Personal Best Lap

P33 28 Dominic VEASEY				
LAP	LAP TIME	DIFF	MPH	TIME OF DAY
1 -	2:03.959 (1)		72.23	09:13:12.641
2 -	2:06.794 (3)	2.835	70.62	09:15:19.435
3 -	2:04.101 (2)	0.142	72.15	09:17:23.536

P34 23 Claire BECKETT				
LAP	LAP TIME	DIFF	MPH	TIME OF DAY
1 -	2:29.555 (3)	8.364	59.87	09:14:05.203
2 -	2:27.753 (2)	6.562	60.60	09:16:32.956
3 -	2:21.191 (1)		63.42	09:18:54.147

P35 83 Richard ROONEY				
LAP	LAP TIME	DIFF	MPH	TIME OF DAY
1 -	2:32.116 (3)	8.391	58.86	09:14:10.969
2 -	2:28.322 (2)	4.597	60.37	09:16:39.291
3 -	2:23.725 (1)		62.30	09:19:03.016

BMCRC-MRO Championships 2013 - Donington GP

MRO Minitwins inc Juniors & Rookies

QUALIFYING - CLASSIFICATION

POS	NO	CL	PIC NAME	ENTRY	TIME	ON	LAPS	GAP	DIFF	MPH
1	41	J	1 Luke HARRIS	Suzuki - K H Brickwork/Steve Jordan	1:45.629	5	5			84.77
2	87		1 Simon SCHUG	Suzuki - MAK Fencing/More Moto	1:45.730	4	5	0.101	0.101	84.69
3	15	J	2 Adam CROSS	Suzuki - G C Haulage	1:45.931	3	5	0.302	0.201	84.53
4	88		2 Joe BUXTON	Suzuki -	1:46.417	5	5	0.788	0.486	84.14
5	95	J	3 Grant ROBERTSON	Suzuki -	1:47.532	5	5	1.903	1.115	83.27
6	82		3 Matt HINNELLS	Suzuki -	1:47.538	5	5	1.909	0.006	83.26
7	98		4 Steve TOPPING	Suzuki - Nutsmoto	1:47.686	5	5	2.057	0.148	83.15
8	40	R	1 Paul WILBY	Suzuki - Nutsmoto	1:48.061	5	5	2.432	0.375	82.86
9	121	R	2 Roger MARSH	Suzuki -	1:48.123	4	4	2.494	0.062	82.81
10	5	R	3 Barry MANTELL	Suzuki - Swedish Car Connection	1:48.157	5	5	2.528	0.034	82.79
11	8		5 Gerrard SPEAR	Suzuki - Team V Speed	1:48.162	4	4	2.533	0.005	82.78
12	22		6 Jake POVAH	Suzuki -	1:48.846	5	5	3.217	0.684	82.26
13	122		7 Andy WHITEHEAD	Suzuki -	1:48.946	5	5	3.317	0.100	82.19
14	30	R	4 Richard GOODE	Suzuki - Worcester Petroleum	1:49.558	4	5	3.929	0.612	81.73
15	52		8 Paul JOHNSTON	Suzuki - Epayme	1:49.640	5	5	4.011	0.082	81.67
16	112	J	4 James NAGY	Suzuki -	1:50.340	4	4	4.711	0.700	81.15
17	45	R	5 Ricardo GARROTE	Suzuki -	1:50.837	5	5	5.208	0.497	80.78
18	81		9 Malvern MAY	Suzuki -	1:50.864	3	5	5.235	0.027	80.76
19	62		10 Paul WHEATLEY	Suzuki -	1:51.235	4	4	5.606	0.371	80.50
20	27		11 Gabrielle BURNE	Suzuki - LS2 Helmets/Ravenol	1:51.562	4	4	5.933	0.327	80.26
21	71	R	6 Neil MASON	Suzuki -	1:51.984	3	5	6.355	0.422	79.96
22	169		12 Rob MILES	Suzuki - Ilkeston Printers/ Jtek Instruments	1:53.255	5	5	7.626	1.271	79.06
23	92	R	7 Matt LAST	Suzuki - Beck & Pollitzer	1:54.607	5	5	8.978	1.352	78.13
24	77	R	8 David HOLMES	Suzuki - CFS Fabriccoat	1:55.129	3	5	9.500	0.522	77.77
25	28	R	9 Dominic VEASEY	Suzuki -	1:55.503	4	4	9.874	0.374	77.52
26	75	R	10 Leigh BRADBURY	Suzuki -	1:55.656	2	4	10.027	0.153	77.42
27	73	R	11 Vince LEWIN	Suzuki -	1:55.716	4	4	10.087	0.060	77.38
28	51	R	12 Theo RUTTER	Suzuki -	1:55.824	4	4	10.195	0.108	77.31
29	20	R	13 Jose TOUCEDA	Suzuki - Cell2	1:56.926	4	4	11.297	1.102	76.58
30	3*	J	5 Marcus NEWALL	Suzuki -	1:57.040	2	2	11.411	0.114	76.50
31	39	R	14 Rob WILLIAMS	Suzuki -	1:57.173	4	4	11.544	0.133	76.42
32	43		13 Julian ENTICKNAP	Suzuki - Assesstech	1:59.261	3	4	13.632	2.088	75.08
33	23	R	15 Claire BECKETT	Suzuki -	2:13.623	4	4	27.994	14.362	67.01
34	83	R	16 Richard ROONEY	Suzuki -	2:17.771	4	4	32.142	4.148	64.99
35	19		14 Kevin LILLEY	Suzuki - T.C. Repair & Supply			0			
36	63		15 Steve SMULOVIC	Suzuki - SFC Racing			0			
37	78	R	17 Neil ROWE	Suzuki - C&C South West			0			

* Bike 3 - No working transponder

Donington Park GP
Circuit Length = 2.4873 miles
Start: 11:03 Flag 11:30 End: 11:32

Weather / Track : Cloudy / Dry

These results are provisional until the conclusion of any judicial and technical matters.

Clerk Of Course :	Timekeeper :
-------------------	--------------

Results can be found at www.tsl-timing.com

Printed - 11:32 Saturday, 27 July 2013



BMCRC-MRO Championships 2013 - Donington GP

MRO Minitwins inc Juniors & Rookies

QUALIFYING - LAP ANALYSIS

DIFF = Difference To Personal Best Lap

P1 41 Luke HARRIS				
LAP	LAP TIME	DIFF	MPH	TIME OF DAY
1 -	18:11.079	16:25.450	8.20	11:24:09.832
2 -	1:48.538	2.909	82.50	11:25:58.370
3 -	1:48.455 (3)	2.826	82.56	11:27:46.825
4 -	1:46.191 (2)	0.562	84.32	11:29:33.016
5 -	1:45.629 (1)		84.77	11:31:18.645

P2 87 Simon SCHUG				
LAP	LAP TIME	DIFF	MPH	TIME OF DAY
1 -	18:18.943	16:33.213	8.14	11:24:06.422
2 -	1:47.689	1.959	83.15	11:25:54.111
3 -	1:46.349 (3)	0.619	84.19	11:27:40.460
4 -	1:45.730 (1)		84.69	11:29:26.190
5 -	1:45.933 (2)	0.203	84.52	11:31:12.123

P3 15 Adam CROSS				
LAP	LAP TIME	DIFF	MPH	TIME OF DAY
1 -	18:19.038	16:33.107	8.14	11:24:33.450
2 -	1:46.809 (3)	0.878	83.83	11:26:20.259
3 -	1:45.931 (1)		84.53	11:28:06.190
4 -	1:46.655 (2)	0.724	83.95	11:29:52.845
5 -	1:46.888	0.957	83.77	11:31:39.733

P4 88 Joe BUXTON				
LAP	LAP TIME	DIFF	MPH	TIME OF DAY
1 -	18:20.076	16:33.659	8.13	11:24:08.895
2 -	1:47.596 (3)	1.179	83.22	11:25:56.491
3 -	1:47.757	1.340	83.09	11:27:44.248
4 -	1:47.550 (2)	1.133	83.25	11:29:31.798
5 -	1:46.417 (1)		84.14	11:31:18.215

P5 95 Grant ROBERTSON				
LAP	LAP TIME	DIFF	MPH	TIME OF DAY
1 -	17:44.687	15:57.155	8.41	11:24:06.195
2 -	1:51.487	3.955	80.31	11:25:57.682
3 -	1:49.686 (3)	2.154	81.63	11:27:47.368
4 -	1:47.985 (2)	0.453	82.92	11:29:35.353
5 -	1:47.532 (1)		83.27	11:31:22.885

P6 82 Matt HINNELLS				
LAP	LAP TIME	DIFF	MPH	TIME OF DAY
1 -	17:57.784	16:10.246	8.30	11:24:11.117
2 -	1:48.048 (3)	0.510	82.87	11:25:59.165
3 -	1:48.711	1.173	82.36	11:27:47.876
4 -	1:47.734 (2)	0.196	83.11	11:29:35.610
5 -	1:47.538 (1)		83.26	11:31:23.148

P7 98 Steve TOPPING				
LAP	LAP TIME	DIFF	MPH	TIME OF DAY
1 -	17:50.432	16:02.746	8.36	11:24:11.855
2 -	1:50.812	3.126	80.80	11:26:02.667
3 -	1:48.835 (3)	1.149	82.27	11:27:51.502
4 -	1:48.016 (2)	0.330	82.89	11:29:39.518
5 -	1:47.686 (1)		83.15	11:31:27.204

DIFF = Difference To Personal Best Lap

P8 40 Paul WILBY				
LAP	LAP TIME	DIFF	MPH	TIME OF DAY
1 -	17:48.011	15:59.950	8.38	11:24:07.745
2 -	1:51.562	3.501	80.26	11:25:59.307
3 -	1:48.972 (3)	0.911	82.17	11:27:48.279
4 -	1:48.745 (2)	0.684	82.34	11:29:37.024
5 -	1:48.061 (1)		82.86	11:31:25.085

P9 121 Roger MARSH				
LAP	LAP TIME	DIFF	MPH	TIME OF DAY
1 -	1:50.160	2.037	81.28	11:26:03.821
2 -	1:48.310 (2)	0.187	82.67	11:27:52.131
3 -	1:49.262 (3)	1.139	81.95	11:29:41.393
4 -	1:48.123 (1)		82.81	11:31:29.516

P10 5 Barry MANTELL				
LAP	LAP TIME	DIFF	MPH	TIME OF DAY
1 -	17:44.692	15:56.535	8.41	11:24:13.360
2 -	1:51.589	3.432	80.24	11:26:04.949
3 -	1:49.528 (2)	1.371	81.75	11:27:54.477
4 -	1:50.213 (3)	2.056	81.24	11:29:44.690
5 -	1:48.157 (1)		82.79	11:31:32.847

P11 8 Gerrard SPEAR				
LAP	LAP TIME	DIFF	MPH	TIME OF DAY
1 -	1:51.294	3.132	80.45	11:25:58.090
2 -	1:49.772 (3)	1.610	81.57	11:27:47.862
3 -	1:48.793 (2)	0.631	82.30	11:29:36.655
4 -	1:48.162 (1)		82.78	11:31:24.817

P12 22 Jake POVAH				
LAP	LAP TIME	DIFF	MPH	TIME OF DAY
1 -	17:45.302	15:56.456	8.40	11:24:07.037
2 -	1:51.716	2.870	80.15	11:25:58.753
3 -	1:49.771 (3)	0.925	81.57	11:27:48.524
4 -	1:48.887 (2)	0.041	82.23	11:29:37.411
5 -	1:48.846 (1)		82.26	11:31:26.257

P13 122 Andy WHITEHEAD				
LAP	LAP TIME	DIFF	MPH	TIME OF DAY
1 -	17:45.758	15:56.812	8.40	11:24:14.291
2 -	1:52.401	3.455	79.66	11:26:06.692
3 -	1:51.716 (3)	2.770	80.15	11:27:58.408
4 -	1:49.550 (2)	0.604	81.73	11:29:47.958
5 -	1:48.946 (1)		82.19	11:31:36.904

P14 30 Richard GOODE				
LAP	LAP TIME	DIFF	MPH	TIME OF DAY
1 -	17:50.639	16:01.081	8.36	11:24:10.637
2 -	1:52.366	2.808	79.69	11:26:03.003
3 -	1:49.922 (2)	0.364	81.46	11:27:52.925
4 -	1:49.558 (1)		81.73	11:29:42.483
5 -	1:50.556 (3)	0.998	80.99	11:31:33.039

P15 52 Paul JOHNSTON				
LAP	LAP TIME	DIFF	MPH	TIME OF DAY
1 -	17:43.091	15:53.451	8.42	11:24:10.307

Weather / Track : Cloudy / Dry

Donington Park GP
Circuit Length = 2.4873 miles
Start: 11:03 Flag 11:30 End: 11:32

BMCRC-MRO Championships 2013 - Donington GP

MRO Minitwins inc Juniors & Rookies

QUALIFYING - LAP ANALYSIS

DIFF = Difference To Personal Best Lap

2 -	1:53.377	3.737	78.97	11:26:03.684
3 -	1:50.297 (2)	0.657	81.18	11:27:53.981
4 -	1:50.511 (3)	0.871	81.02	11:29:44.492
5 -	1:49.640 (1)		81.67	11:31:34.132

P16 112 James NAGY

LAP	LAP TIME	DIFF	MPH	TIME OF DAY
1 -	18:28.933	16:38.593	8.07	11:24:47.934
2 -	1:55.981 (3)	5.641	77.20	11:26:43.915
3 -	1:51.327 (2)	0.987	80.43	11:28:35.242
4 -	1:50.340 (1)		81.15	11:30:25.582

P17 45 Ricardo GARROTE

LAP	LAP TIME	DIFF	MPH	TIME OF DAY
1 -	18:17.516	16:26.679	8.15	11:24:22.777
2 -	1:53.651	2.814	78.78	11:26:16.428
3 -	1:52.151 (3)	1.314	79.84	11:28:08.579
4 -	1:50.976 (2)	0.139	80.68	11:29:59.555
5 -	1:50.837 (1)		80.78	11:31:50.392

P18 81 Malvern MAY

LAP	LAP TIME	DIFF	MPH	TIME OF DAY
1 -	17:59.840	16:08.976	8.29	11:24:17.205
2 -	1:54.217 (3)	3.353	78.39	11:26:11.422
3 -	1:50.864 (1)		80.76	11:28:02.286
4 -	1:54.398	3.534	78.27	11:29:56.684
5 -	1:52.786 (2)	1.922	79.39	11:31:49.470

P19 62 Paul WHEATLEY

LAP	LAP TIME	DIFF	MPH	TIME OF DAY
1 -	18:36.224	16:44.989	8.02	11:24:42.142
2 -	1:54.822 (3)	3.587	77.98	11:26:36.964
3 -	1:52.829 (2)	1.594	79.36	11:28:29.793
4 -	1:51.235 (1)		80.50	11:30:21.028

P20 27 Gabrielle BURNE

LAP	LAP TIME	DIFF	MPH	TIME OF DAY
1 -	18:41.217	16:49.655	7.98	11:24:43.296
2 -	1:54.031 (3)	2.469	78.52	11:26:37.327
3 -	1:52.247 (2)	0.685	79.77	11:28:29.574
4 -	1:51.562 (1)		80.26	11:30:21.136

P21 71 Neil MASON

LAP	LAP TIME	DIFF	MPH	TIME OF DAY
1 -	17:50.245	15:58.261	8.36	11:24:12.312
2 -	1:53.964 (3)	1.980	78.57	11:26:06.276
3 -	1:51.984 (1)		79.96	11:27:58.260
4 -	1:55.019	3.035	77.85	11:29:53.279
5 -	1:52.737 (2)	0.753	79.42	11:31:46.016

P22 169 Rob MILES

LAP	LAP TIME	DIFF	MPH	TIME OF DAY
1 -	18:02.407	16:09.152	8.27	11:24:09.852
2 -	1:56.824	3.569	76.64	11:26:06.676
3 -	1:55.076 (3)	1.821	77.81	11:28:01.752
4 -	1:54.826 (2)	1.571	77.98	11:29:56.578
5 -	1:53.255 (1)		79.06	11:31:49.833

DIFF = Difference To Personal Best Lap

P23 92 Matt LAST				
LAP	LAP TIME	DIFF	MPH	TIME OF DAY
1 -	17:38.912	15:44.305	8.45	11:24:16.706
2 -	1:58.370	3.763	75.64	11:26:15.076
3 -	1:57.345 (3)	2.738	76.30	11:28:12.421
4 -	1:56.982 (2)	2.375	76.54	11:30:09.403
5 -	1:54.607 (1)		78.13	11:32:04.010

P24 77 David HOLMES

LAP	LAP TIME	DIFF	MPH	TIME OF DAY
1 -	17:57.979	16:02.850	8.30	11:24:23.067
2 -	1:55.339 (2)	0.210	77.63	11:26:18.406
3 -	1:55.129 (1)		77.77	11:28:13.535
4 -	1:55.500	0.371	77.52	11:30:09.035
5 -	1:55.376 (3)	0.247	77.61	11:32:04.411

P25 28 Dominic VEASEY

LAP	LAP TIME	DIFF	MPH	TIME OF DAY
1 -	18:44.043	16:48.540	7.96	11:24:47.488
2 -	2:01.485 (3)	5.982	73.70	11:26:48.973
3 -	1:56.753 (2)	1.250	76.69	11:28:45.726
4 -	1:55.503 (1)		77.52	11:30:41.229

P26 75 Leigh BRADBURY

LAP	LAP TIME	DIFF	MPH	TIME OF DAY
1 -	19:00.613 (3)	17:04.957	7.85	11:24:55.856
2 -	1:55.656 (1)		77.42	11:26:51.512
3 -	2:05.868 P	10.212	71.14	11:28:57.380
4 -	3:10.520 (2)	1:14.864	47.00	11:32:07.900

P27 73 Vince LEWIN

LAP	LAP TIME	DIFF	MPH	TIME OF DAY
1 -	18:53.872	16:58.156	7.89	11:24:51.951
2 -	2:03.600 (3)	7.884	72.44	11:26:55.551
3 -	1:57.440 (2)	1.724	76.24	11:28:52.991
4 -	1:55.716 (1)		77.38	11:30:48.707

P28 51 Theo RUTTER

LAP	LAP TIME	DIFF	MPH	TIME OF DAY
1 -	18:33.735	16:37.911	8.04	11:24:37.037
2 -	1:58.129 (3)	2.305	75.80	11:26:35.166
3 -	1:56.938 (2)	1.114	76.57	11:28:32.104
4 -	1:55.824 (1)		77.31	11:30:27.928

P29 20 Jose TOUCEDA

LAP	LAP TIME	DIFF	MPH	TIME OF DAY
1 -	19:01.819	17:04.893	7.84	11:25:07.607
2 -	2:00.941 (3)	4.015	74.03	11:27:08.548
3 -	1:58.136 (2)	1.210	75.79	11:29:06.684
4 -	1:56.926 (1)		76.58	11:31:03.610

P30 3 Marcus NEWALL

LAP	LAP TIME	DIFF	MPH	TIME OF DAY
1 -	1:57.981 (2)	0.941	75.89	11:28:53.235
2 -	1:57.040 (1)		76.50	11:30:50.275

Weather / Track : Cloudy / Dry

Donington Park GP

Circuit Length = 2.4873 miles

Start: 11:03 Flag 11:30 End: 11:32

BMCRC-MRO Championships 2013 - Donington GP

MRO Minitwins inc Juniors & Rookies

QUALIFYING - LAP ANALYSIS

DIFF = Difference To Personal Best Lap

P31 39 Rob WILLIAMS				
LAP	LAP TIME	DIFF	MPH	TIME OF DAY
1 -	18:06.850	16:09.677	8.23	11:24:50.463
2 -	2:00.644 (3)	3.471	74.22	11:26:51.107
3 -	1:59.863 (2)	2.690	74.70	11:28:50.970
4 -	1:57.173 (1)		76.42	11:30:48.143

P32 43 Julian ENTICKNAP				
LAP	LAP TIME	DIFF	MPH	TIME OF DAY
1 -	17:44.036	15:44.775	8.41	11:24:20.056
2 -	2:00.744 (3)	1.483	74.16	11:26:20.800
3 -	1:59.261 (1)		75.08	11:28:20.061
4 -	1:59.264 (2)	0.003	75.08	11:30:19.325

P33 23 Claire BECKETT				
LAP	LAP TIME	DIFF	MPH	TIME OF DAY
1 -	17:42.799	15:29.176	8.42	11:24:38.566
2 -	2:18.734 (3)	5.111	64.54	11:26:57.300
3 -	2:16.459 (2)	2.836	65.62	11:29:13.759
4 -	2:13.623 (1)		67.01	11:31:27.382

P34 83 Richard ROONEY				
LAP	LAP TIME	DIFF	MPH	TIME OF DAY
1 -	18:50.556	16:32.785	7.92	11:25:13.145
2 -	2:22.464 (3)	4.693	62.85	11:27:35.609
3 -	2:20.293 (2)	2.522	63.82	11:29:55.902
4 -	2:17.771 (1)		64.99	11:32:13.673

BMCRC-MRO Championships 2013 - Donington GP

MRO Minitwins inc Juniors & Rookies

RACE 2 - GRID

ROW 10					37	78 Neil ROWE							
ROW 9		36	63 Steve SMULOVIC	35	19 Kevin LILLEY	34	83 Richard ROONEY	2:17.771	33	23 Claire BECKETT	2:13.623		
ROW 8		32	43 Julian ENTICKNAP	1:59.261	31	39 Rob WILLIAMS	1:57.173	30	3 Marcus NEWALL	1:57.040	29	20 Jose TOUCEDA	1:56.926
ROW 7		28	51 Theo RUTTER	1:55.824	27	73 Vince LEWIN	1:55.716	26	75 Leigh BRADBURY	1:55.656	25	28 Dominic VEASEY	1:55.503
ROW 6		24	77 David HOLMES	1:55.129	23	92 Matt LAST	1:54.607	22	169 Rob MILES	1:53.255	21	71 Neil MASON	1:51.984
ROW 5		20	27 Gabrielle BURNE	1:51.562	19	62 Paul WHEATLEY	1:51.235	18	81 Malvern MAY	1:50.864	17	45 Ricardo GARROTE	1:50.837
ROW 4		16	112 James NAGY	1:50.340	15	52 Paul JOHNSTON	1:49.640	14	30 Richard GOODE	1:49.558	13	122 Andy WHITEHEAD	1:48.946
ROW 3		12	22 Jake POVAH	1:48.846	11	8 Gerrard SPEAR	1:48.162	10	5 Barry MANTELL	1:48.157	9	121 Roger MARSH	1:48.123
ROW 2		8	40 Paul WILBY	1:48.061	7	98 Steve TOPPING	1:47.686	6	82 Matt HINNELLS	1:47.538	5	95 Grant ROBERTSON	1:47.532
ROW 1		4	88 Joe BUXTON	1:46.417	3	15 Adam CROSS	1:45.931	2	87 Simon SCHUG	1:45.730	1	41 Luke HARRIS	1:45.629
													Pole

Donington Park GP
Circuit Length = 2.4873 miles

These results are provisional until the conclusion of any judicial and technical matters.

Clerk Of Course :		Timekeeper :	
-------------------	--	--------------	--

Results can be found at www.tsl-timing.com

Printed - 11:34 Saturday, 27 July 2013



BMCRC-MRO Championships 2013 - Donington GP

MRO Minitwins inc Juniors & Rookies

RACE 2 - CLASSIFICATION

POS	NO	CL	PIC NAME	ENTRY	LAPS	TIME	GAP	DIFF	MPH	BEST	ON
1	15	J	1 Adam CROSS	Suzuki - G C Haulage	7	12:16.184			85.14	1:43.781	4
2	87		1 Simon SCHUG	Suzuki - MAK Fencing/More Moto	7	12:16.531	0.347	0.347	85.10	1:44.473	3
3	41	J	2 Luke HARRIS	Suzuki - K H Brickwork/Steve Jordan	7	12:16.916	0.732	0.385	85.05	1:43.792	6
4	88		2 Joe BUXTON	Suzuki -	7	12:17.180	0.996	0.264	85.02	1:43.700	7
5	82		3 Matt HINNELLS	Suzuki -	7	12:26.236	10.052	9.056	83.99	1:45.527	2
6	22		4 Jake POVAH	Suzuki -	7	12:26.250	10.066	0.014	83.99	1:45.478	7
7	95	J	3 Grant ROBERTSON	Suzuki -	7	12:36.389	20.205	10.139	82.86	1:47.118	4
8	40	R	1 Paul WILBY	Suzuki - Nutsmoto	7	12:41.455	25.271	5.066	82.31	1:47.364	3
9	112	J	4 James NAGY	Suzuki -	7	12:41.668	25.484	0.213	82.29	1:47.259	7
10	8		5 Gerrard SPEAR	Suzuki - Team V Speed	7	12:45.647	29.463	3.979	81.86	1:48.063	6
11	121	R	2 Roger MARSH	Suzuki -	7	12:47.090	30.906	1.443	81.71	1:48.465	7
12	30	R	3 Richard GOODE	Suzuki - Worcester Petroleum	7	12:47.944	31.760	0.854	81.62	1:48.735	7
13	62		6 Paul WHEATLEY	Suzuki -	7	12:53.980	37.796	6.036	80.98	1:48.822	3
14	81		7 Malvern MAY	Suzuki -	7	12:54.985	38.801	1.005	80.88	1:48.034	7
15	71	R	4 Neil MASON	Suzuki -	7	12:55.378	39.194	0.393	80.83	1:48.601	7
16	19		8 Kevin LILLEY	Suzuki - T.C. Repair & Supply	7	12:56.499	40.315	1.121	80.72	1:48.338	7
17	52		9 Paul JOHNSTON	Suzuki - Epayme	7	12:57.270	41.086	0.771	80.64	1:49.298	3
18	27		10 Gabrielle BURNE	Suzuki - LS2 Helmets/Ravenol	7	12:58.374	42.190	1.104	80.52	1:49.954	5
19	45	R	5 Ricardo GARROTE	Suzuki -	7	13:05.192	49.008	6.818	79.82	1:50.898	2
20	169		11 Rob MILES	Suzuki - Ilkeston Printers/ Jtek Instruments	7	13:12.080	55.896	6.888	79.13	1:51.530	7
21	3	J	5 Marcus NEWALL	Suzuki -	7	13:12.174	55.990	0.094	79.12	1:50.910	6
22	51	R	6 Theo RUTTER	Suzuki -	7	13:12.194	56.010	0.020	79.12	1:51.437	7
23	75	R	7 Leigh BRADBURY	Suzuki -	7	13:18.261	1:02.077	6.067	78.52	1:51.749	3
24	92	R	8 Matt LAST	Suzuki - Beck & Pollitzer	7	13:29.951	1:13.767	11.690	77.38	1:52.185	7
25	73	R	9 Vince LEWIN	Suzuki -	7	13:30.693	1:14.509	0.742	77.31	1:52.090	7
26	20	R	10 Jose TOUCEDA	Suzuki - Cell2	7	13:32.341	1:16.157	1.648	77.16	1:52.946	4
27	28	R	11 Dominic VEASEY	Suzuki -	7	13:35.300	1:19.116	2.959	76.88	1:53.239	7
28	43		12 Julian ENTICKNAP	Suzuki - Assesstech	7	13:37.375	1:21.191	2.075	76.68	1:54.557	7
29	39	R	12 Rob WILLIAMS	Suzuki -	6	12:19.427	1 Lap	1 Lap	72.65	1:59.387	6
30	23	R	13 Claire BECKETT	Suzuki -	6	13:10.212	1 Lap	50.785	67.99	2:08.910	6
31	83	R	14 Richard ROONEY	Suzuki -	6	14:08.737	1 Lap	58.525	63.30	2:16.235	6

NOT CLASSIFIED

DNF	5	R	Barry MANTELL	Suzuki - Swedish Car Connection	4	7:21.758	3 Laps	2 Laps	81.08	1:47.744	2
DNF	122		Andy WHITEHEAD	Suzuki -	4	7:22.194	3 Laps	0.436	81.00	1:48.073	2
DNF	98		Steve TOPPING	Suzuki - Nutsmoto	3	5:26.845	4 Laps	1 Lap	82.18	1:47.984	3

FASTEST LAP

88			Joe BUXTON	Suzuki -	7	1:43.700		86.34 mph		138.96 kph	
15	J		Adam CROSS	Suzuki - G C Haulage	4	1:43.781		86.28 mph		138.85 kph	
40	R		Paul WILBY	Suzuki - Nutsmoto	3	1:47.364		83.40 mph		134.22 kph	

Donington Park GP

Circuit Length = 2.4873 miles

Start: 14:48 Flag 15:00 End: 15:02

Weather / Track : Cloudy / Dry

These results are provisional until the conclusion of any judicial and technical matters.

Clerk Of Course :	Timekeeper :
-------------------	--------------

Results can be found at www.tsl-timing.com

Printed - 15:02 Saturday, 27 July 2013



BMCRC-MRO Championships 2013 - Donington GP

MRO Minitwins inc Juniors & Rookies

RACE 2 - LAP CHART

LAP 1		
NO	BEHIND	LAP TIME

87		1:47.409
15	0.835	1:48.244
88	0.859	1:48.268
41	1.469	1:48.878
82	2.232	1:49.641
95	2.822	1:50.231
98	3.132	1:50.541
22	3.562	1:50.971
40	4.155	1:51.564
8	4.587	1:51.996
30	5.266	1:52.675
112	5.643	1:53.052
121	5.871	1:53.280
71	7.131	1:54.540
5	7.436	1:54.845
122	7.661	1:55.070
52	7.804	1:55.213
27	8.880	1:56.289
81	9.286	1:56.695
62	9.379	1:56.788
45	10.341	1:57.750
51	10.711	1:58.120
169	11.191	1:58.600
19	11.748	1:59.157
75	12.127	1:59.536
3	12.440	1:59.849
20	14.801	2:02.210
43	15.457	2:02.866
28	15.956	2:03.365
73	16.574	2:03.983
92	16.592	2:04.001
39	22.761	2:10.170
23	29.670	2:17.079
83	33.601	2:21.010

LAP 2		
NO	BEHIND	LAP TIME

87		1:44.554
15	1.203	1:44.922
88	1.558	1:45.253
41	2.259	1:45.344
82	3.205	1:45.527
22	5.130	1:46.122
95	6.581	1:48.313
98	6.898	1:48.320
40	7.111	1:47.510
8	9.314	1:49.281
112	9.756	1:48.667
30	10.046	1:49.334
5	10.626	1:47.744
121	10.923	1:49.606
122	11.180	1:48.073
71	13.415	1:50.838
62	13.666	1:48.841
52	14.411	1:51.161
27	14.608	1:50.282
81	15.643	1:50.911
45	16.685	1:50.898
19	17.131	1:49.937
51	18.829	1:52.672
169	19.322	1:52.685
75	19.762	1:52.189

3	20.692	1:52.806
20	23.611	1:53.364
43	25.895	1:54.992
28	28.076	1:56.674
73	28.458	1:56.438
92	29.303	1:57.265
39	40.174	2:01.967
23	58.791	2:13.675
83	1:06.907	2:17.860

LAP 3		
NO	BEHIND	LAP TIME

87		1:44.473
15	1.269	1:44.539
41	2.561	1:44.775
88	2.981	1:45.896
82	5.144	1:46.412
22	6.474	1:45.817
95	9.831	1:47.723
40	10.002	1:47.364
98	10.409	1:47.984
112	13.376	1:48.093
8	14.446	1:49.605
30	14.585	1:49.012
121	15.109	1:48.659
5	15.584	1:49.431
122	15.645	1:48.938
62	18.015	1:48.822
71	18.535	1:49.593
52	19.236	1:49.298
81	19.841	1:48.671
27	20.391	1:50.256
19	22.690	1:50.032
45	23.341	1:51.129
51	26.407	1:52.051
169	26.856	1:52.007
75	27.038	1:51.749
3	28.288	1:52.069
20	32.276	1:53.138
43	36.685	1:55.263
73	37.982	1:53.997
28	38.851	1:55.248
92	39.469	1:54.639
39	57.522	2:01.821
23	1:25.813	2:11.495
83	1:38.760	2:16.326

LAP 4		
NO	BEHIND	LAP TIME

87		1:44.784
15	0.266	1:43.781
41	2.839	1:45.062
88	2.979	1:44.782
82	6.209	1:45.849
22	7.336	1:45.646
95	12.165	1:47.118
40	13.785	1:48.567
112	16.989	1:48.397
8	19.276	1:49.614
30	19.741	1:49.940
121	19.926	1:49.601
5	20.538	1:49.738
122	20.974	1:50.113
62	22.217	1:48.986

71	24.044	1:50.293
81	24.606	1:49.549
52	24.805	1:50.353
27	25.721	1:50.114
19	28.245	1:50.339
45	29.867	1:51.310
75	34.056	1:51.802
51	34.871	1:53.248
169	35.651	1:53.579
3	36.663	1:53.159
20	40.438	1:52.946
73	47.982	1:54.784
43	48.941	1:57.040
92	49.412	1:54.727
28	50.263	1:56.196
39	1:13.146	2:00.408

LAP 5		
NO	BEHIND	LAP TIME

15		1:44.793
87	0.633	1:45.692
41	2.824	1:45.044
88	3.027	1:45.107
23	1 Lap	2:09.513
82	7.251	1:46.101
22	7.809	1:45.532
95	14.655	1:47.549
40	16.808	1:48.082
112	20.196	1:48.266
8	23.155	1:48.938
121	23.865	1:48.998
30	24.037	1:49.355
62	26.757	1:49.599
71	29.608	1:50.623
81	29.773	1:50.226
52	30.361	1:50.615
27	30.616	1:49.954
19	32.920	1:49.734
45	36.103	1:51.295
75	41.087	1:52.090
169	42.393	1:51.801
51	42.777	1:52.965
3	43.700	1:52.096
83	1 Lap	2:40.790
20	51.327	1:55.948
92	56.674	1:52.321
73	57.074	1:54.151
43	1:00.138	1:56.256
28	1:00.335	1:55.131
39	1:33.761	2:05.674

LAP 6		
NO	BEHIND	LAP TIME

15		1:44.583
87	0.553	1:44.503
41	2.033	1:43.792
88	2.618	1:44.174
82	9.598	1:46.930
22	9.910	1:46.684
95	17.681	1:47.609
40	22.079	1:49.854
112	23.547	1:47.934
8	26.635	1:48.063
121	27.763	1:48.481

30	28.347	1:48.893
23	1 Lap	2:09.540
62	32.618	1:50.444
71	35.915	1:50.890
81	36.089	1:50.899
52	36.176	1:50.398
27	36.659	1:50.626
19	37.299	1:48.962
45	42.650	1:51.130
75	48.805	1:52.301
169	49.688	1:51.878
51	49.895	1:51.701
3	50.027	1:50.910
20	1:02.979	1:56.235
92	1:06.904	1:54.813
73	1:07.741	1:55.250
28	1:11.199	1:55.447
43	1:11.956	1:56.401
83	1 Lap	2:16.516

LAP 7		
NO	BEHIND	LAP TIME

15		1:45.322
87	0.347	1:45.116
41	0.732	1:44.021
88	0.996	1:43.700
39	1 Lap	1:59.387
82	10.052	1:45.776
22	10.066	1:45.478
95	20.205	1:47.846
40	25.271	1:48.514
112	25.484	1:47.259
8	29.463	1:48.150
121	30.906	1:48.465
30	31.760	1:48.735
62	37.796	1:50.500
81	38.801	1:48.034
71	39.194	1:48.601
19	40.315	1:48.338
52	41.086	1:50.232
27	42.190	1:50.853
45	49.008	1:51.680
23	1 Lap	2:08.910
169	55.896	1:51.530
3	55.990	1:51.285
51	56.010	1:51.437
75	1:02.077	1:58.594
92	1:13.767	1:52.185
73	1:14.509	1:52.090
20	1:16.157	1:58.500
28	1:19.116	1:53.239
43	1:21.191	1:54.557
83	1 Lap	2:16.235

Donington Park GP

Circuit Length = 2.4873 miles

Start: 14:48 Flag 15:00 End: 15:02

Weather / Track : Cloudy / Dry

Results can be found at www.tsl-timing.com

Printed - 15:05 Saturday, 27 July 2013

BMCRC-MRO Championships 2013 - Donington GP

MRO Minitwins inc Juniors & Rookies

RACE 2 - LAP ANALYSIS

DIFF = Difference To Personal Best Lap

P1 15 Adam CROSS				
LAP	LAP TIME	DIFF	MPH	TIME OF DAY
1 -	1:48.244	4.463	82.72	14:50:06.672
2 -	1:44.922	1.141	85.34	14:51:51.594
3 -	1:44.539 (2)	0.758	85.65	14:53:36.133
4 -	1:43.781 (1)		86.28	14:55:19.914
5 -	1:44.793	1.012	85.44	14:57:04.707
6 -	1:44.583 (3)	0.802	85.62	14:58:49.290
7 -	1:45.322	1.541	85.01	15:00:34.612

P2 87 Simon SCHUG				
LAP	LAP TIME	DIFF	MPH	TIME OF DAY
1 -	1:47.409	2.936	83.36	14:50:05.837
2 -	1:44.554 (3)	0.081	85.64	14:51:50.391
3 -	1:44.473 (1)		85.71	14:53:34.864
4 -	1:44.784	0.311	85.45	14:55:19.648
5 -	1:45.692	1.219	84.72	14:57:05.340
6 -	1:44.503 (2)	0.030	85.68	14:58:49.843
7 -	1:45.116	0.643	85.18	15:00:34.959

P3 41 Luke HARRIS				
LAP	LAP TIME	DIFF	MPH	TIME OF DAY
1 -	1:48.878	5.086	82.24	14:50:07.306
2 -	1:45.344	1.552	85.00	14:51:52.650
3 -	1:44.775 (3)	0.983	85.46	14:53:37.425
4 -	1:45.062	1.270	85.23	14:55:22.487
5 -	1:45.044	1.252	85.24	14:57:07.531
6 -	1:43.792 (1)		86.27	14:58:51.323
7 -	1:44.021 (2)	0.229	86.08	15:00:35.344

P4 88 Joe BUXTON				
LAP	LAP TIME	DIFF	MPH	TIME OF DAY
1 -	1:48.268	4.568	82.70	14:50:06.696
2 -	1:45.253	1.553	85.07	14:51:51.949
3 -	1:45.896	2.196	84.55	14:53:37.845
4 -	1:44.782 (3)	1.082	85.45	14:55:22.627
5 -	1:45.107	1.407	85.19	14:57:07.734
6 -	1:44.174 (2)	0.474	85.95	14:58:51.908
7 -	1:43.700 (1)		86.34	15:00:35.608

P5 82 Matt HINNELLS				
LAP	LAP TIME	DIFF	MPH	TIME OF DAY
1 -	1:49.641	4.114	81.67	14:50:08.069
2 -	1:45.527 (1)		84.85	14:51:53.596
3 -	1:46.412	0.885	84.14	14:53:40.008
4 -	1:45.849 (3)	0.322	84.59	14:55:25.857
5 -	1:46.101	0.574	84.39	14:57:11.958
6 -	1:46.930	1.403	83.74	14:58:58.888
7 -	1:45.776 (2)	0.249	84.65	15:00:44.664

P6 22 Jake POVAH				
LAP	LAP TIME	DIFF	MPH	TIME OF DAY
1 -	1:50.971	5.493	80.69	14:50:09.399
2 -	1:46.122	0.644	84.37	14:51:55.521
3 -	1:45.817	0.339	84.62	14:53:41.338
4 -	1:45.646 (3)	0.168	84.75	14:55:26.984
5 -	1:45.532 (2)	0.054	84.85	14:57:12.516
6 -	1:46.684	1.206	83.93	14:58:59.200
7 -	1:45.478 (1)		84.89	15:00:44.678

DIFF = Difference To Personal Best Lap

P7 95 Grant ROBERTSON				
LAP	LAP TIME	DIFF	MPH	TIME OF DAY
1 -	1:50.231	3.113	81.23	14:50:08.659
2 -	1:48.313	1.195	82.67	14:51:56.972
3 -	1:47.723	0.605	83.12	14:53:44.695
4 -	1:47.118 (1)		83.59	14:55:31.813
5 -	1:47.549 (2)	0.431	83.25	14:57:19.362
6 -	1:47.609 (3)	0.491	83.21	14:59:06.971
7 -	1:47.846	0.728	83.03	15:00:54.817

P8 40 Paul WILBY				
LAP	LAP TIME	DIFF	MPH	TIME OF DAY
1 -	1:51.564	4.200	80.26	14:50:09.992
2 -	1:47.510 (2)	0.146	83.28	14:51:57.502
3 -	1:47.364 (1)		83.40	14:53:44.866
4 -	1:48.567	1.203	82.47	14:55:33.433
5 -	1:48.082 (3)	0.718	82.84	14:57:21.515
6 -	1:49.854	2.490	81.51	14:59:11.369
7 -	1:48.514	1.150	82.51	15:00:59.883

P9 112 James NAGY				
LAP	LAP TIME	DIFF	MPH	TIME OF DAY
1 -	1:53.052	5.793	79.20	14:50:11.480
2 -	1:48.667	1.408	82.40	14:52:00.147
3 -	1:48.093 (3)	0.834	82.84	14:53:48.240
4 -	1:48.397	1.138	82.60	14:55:36.637
5 -	1:48.266	1.007	82.70	14:57:24.903
6 -	1:47.934 (2)	0.675	82.96	14:59:12.837
7 -	1:47.259 (1)		83.48	15:01:00.096

P10 8 Gerrard SPEAR				
LAP	LAP TIME	DIFF	MPH	TIME OF DAY
1 -	1:51.996	3.933	79.95	14:50:10.424
2 -	1:49.281	1.218	81.93	14:51:59.705
3 -	1:49.605	1.542	81.69	14:53:49.310
4 -	1:49.614	1.551	81.69	14:55:38.924
5 -	1:48.938 (3)	0.875	82.19	14:57:27.862
6 -	1:48.063 (1)		82.86	14:59:15.925
7 -	1:48.150 (2)	0.087	82.79	15:01:04.075

P11 121 Roger MARSH				
LAP	LAP TIME	DIFF	MPH	TIME OF DAY
1 -	1:53.280	4.815	79.04	14:50:11.708
2 -	1:49.606	1.141	81.69	14:52:01.314
3 -	1:48.659 (3)	0.194	82.40	14:53:49.973
4 -	1:49.601	1.136	81.70	14:55:39.574
5 -	1:48.998	0.533	82.15	14:57:28.572
6 -	1:48.481 (2)	0.016	82.54	14:59:17.053
7 -	1:48.465 (1)		82.55	15:01:05.518

P12 30 Richard GOODE				
LAP	LAP TIME	DIFF	MPH	TIME OF DAY
1 -	1:52.675	3.940	79.47	14:50:11.103
2 -	1:49.334	0.599	81.90	14:52:00.437
3 -	1:49.012 (3)	0.277	82.14	14:53:49.449
4 -	1:49.940	1.205	81.44	14:55:39.389
5 -	1:49.355	0.620	81.88	14:57:28.744
6 -	1:48.893 (2)	0.158	82.23	14:59:17.637

Donington Park GP

Circuit Length = 2.4873 miles

Start: 14:48 Flag 15:00 End: 15:02

Weather / Track : Cloudy / Dry

BMCRC-MRO Championships 2013 - Donington GP

MRO Minitwins inc Juniors & Rookies

RACE 2 - LAP ANALYSIS

DIFF = Difference To Personal Best Lap

7 - 1:48.735 (1) 82.35 15:01:06.372

P13 62 Paul WHEATLEY				
LAP	LAP TIME	DIFF	MPH	TIME OF DAY
1 -	1:56.788	7.966	76.67	14:50:15.216
2 -	1:48.841 (2)	0.019	82.27	14:52:04.057
3 -	1:48.822 (1)		82.28	14:53:52.879
4 -	1:48.986 (3)	0.164	82.16	14:55:41.865
5 -	1:49.599	0.777	81.70	14:57:31.464
6 -	1:50.444	1.622	81.07	14:59:21.908
7 -	1:50.500	1.678	81.03	15:01:12.408

P14 81 Malvern MAY				
LAP	LAP TIME	DIFF	MPH	TIME OF DAY
1 -	1:56.695	8.661	76.73	14:50:15.123
2 -	1:50.911	2.877	80.73	14:52:06.034
3 -	1:48.671 (2)	0.637	82.39	14:53:54.705
4 -	1:49.549 (3)	1.515	81.73	14:55:44.254
5 -	1:50.226	2.192	81.23	14:57:34.480
6 -	1:50.899	2.865	80.74	14:59:25.379
7 -	1:48.034 (1)		82.88	15:01:13.413

P15 71 Neil MASON				
LAP	LAP TIME	DIFF	MPH	TIME OF DAY
1 -	1:54.540	5.939	78.17	14:50:12.968
2 -	1:50.838	2.237	80.78	14:52:03.806
3 -	1:49.593 (2)	0.992	81.70	14:53:53.399
4 -	1:50.293 (3)	1.692	81.18	14:55:43.692
5 -	1:50.623	2.022	80.94	14:57:34.315
6 -	1:50.890	2.289	80.75	14:59:25.205
7 -	1:48.601 (1)		82.45	15:01:13.806

P16 19 Kevin LILLEY				
LAP	LAP TIME	DIFF	MPH	TIME OF DAY
1 -	1:59.157	10.819	75.14	14:50:17.585
2 -	1:49.937	1.599	81.45	14:52:07.522
3 -	1:50.032	1.694	81.38	14:53:57.554
4 -	1:50.339	2.001	81.15	14:55:47.893
5 -	1:49.734 (3)	1.396	81.60	14:57:37.627
6 -	1:48.962 (2)	0.624	82.17	14:59:26.589
7 -	1:48.338 (1)		82.65	15:01:14.927

P17 52 Paul JOHNSTON				
LAP	LAP TIME	DIFF	MPH	TIME OF DAY
1 -	1:55.213	5.915	77.72	14:50:13.641
2 -	1:51.161	1.863	80.55	14:52:04.802
3 -	1:49.298 (1)		81.92	14:53:54.100
4 -	1:50.353 (3)	1.055	81.14	14:55:44.453
5 -	1:50.615	1.317	80.95	14:57:35.068
6 -	1:50.398	1.100	81.11	14:59:25.466
7 -	1:50.232 (2)	0.934	81.23	15:01:15.698

P18 27 Gabrielle BURNE				
LAP	LAP TIME	DIFF	MPH	TIME OF DAY
1 -	1:56.289	6.335	77.00	14:50:14.717
2 -	1:50.282	0.328	81.19	14:52:04.999
3 -	1:50.256 (3)	0.302	81.21	14:53:55.255
4 -	1:50.114 (2)	0.160	81.31	14:55:45.369
5 -	1:49.954 (1)		81.43	14:57:35.323

DIFF = Difference To Personal Best Lap

6 - 1:50.626 0.672 80.94 14:59:25.949
7 - 1:50.853 0.899 80.77 15:01:16.802

P19 45 Ricardo GARROTE				
LAP	LAP TIME	DIFF	MPH	TIME OF DAY
1 -	1:57.750	6.852	76.04	14:50:16.178
2 -	1:50.898 (1)		80.74	14:52:07.076
3 -	1:51.129 (2)	0.231	80.57	14:53:58.205
4 -	1:51.310	0.412	80.44	14:55:49.515
5 -	1:51.295	0.397	80.45	14:57:40.810
6 -	1:51.130 (3)	0.232	80.57	14:59:31.940
7 -	1:51.680	0.782	80.17	15:01:23.620

P20 169 Rob MILES				
LAP	LAP TIME	DIFF	MPH	TIME OF DAY
1 -	1:58.600	7.070	75.50	14:50:17.028
2 -	1:52.685	1.155	79.46	14:52:09.713
3 -	1:52.007	0.477	79.94	14:54:01.720
4 -	1:53.579	2.049	78.83	14:55:55.299
5 -	1:51.801 (2)	0.271	80.09	14:57:47.100
6 -	1:51.878 (3)	0.348	80.03	14:59:38.978
7 -	1:51.530 (1)		80.28	15:01:30.508

P21 3 Marcus NEWALL				
LAP	LAP TIME	DIFF	MPH	TIME OF DAY
1 -	1:59.849	8.939	74.71	14:50:18.277
2 -	1:52.806	1.896	79.37	14:52:11.083
3 -	1:52.069 (3)	1.159	79.90	14:54:03.152
4 -	1:53.159	2.249	79.13	14:55:56.311
5 -	1:52.096	1.186	79.88	14:57:48.407
6 -	1:50.910 (1)		80.73	14:59:39.317
7 -	1:51.285 (2)	0.375	80.46	15:01:30.602

P22 51 Theo RUTTER				
LAP	LAP TIME	DIFF	MPH	TIME OF DAY
1 -	1:58.120	6.683	75.80	14:50:16.548
2 -	1:52.672	1.235	79.47	14:52:09.220
3 -	1:52.051 (3)	0.614	79.91	14:54:01.271
4 -	1:53.248	1.811	79.06	14:55:54.519
5 -	1:52.965	1.528	79.26	14:57:47.484
6 -	1:51.701 (2)	0.264	80.16	14:59:39.185
7 -	1:51.437 (1)		80.35	15:01:30.622

P23 75 Leigh BRADBURY				
LAP	LAP TIME	DIFF	MPH	TIME OF DAY
1 -	1:59.536	7.787	74.90	14:50:17.964
2 -	1:52.189	0.440	79.81	14:52:10.153
3 -	1:51.749 (1)		80.13	14:54:01.902
4 -	1:51.802 (2)	0.053	80.09	14:55:53.704
5 -	1:52.090 (3)	0.341	79.88	14:57:45.794
6 -	1:52.301	0.552	79.73	14:59:38.095
7 -	1:58.594	6.845	75.50	15:01:36.689

P24 92 Matt LAST				
LAP	LAP TIME	DIFF	MPH	TIME OF DAY
1 -	2:04.001	11.816	72.21	14:50:22.429
2 -	1:57.265	5.080	76.36	14:52:19.694
3 -	1:54.639 (3)	2.454	78.11	14:54:14.333
4 -	1:54.727	2.542	78.05	14:56:09.060

Weather / Track : Cloudy / Dry

Donington Park GP

Circuit Length = 2.4873 miles

Start: 14:48 Flag 15:00 End: 15:02

BMCRC-MRO Championships 2013 - Donington GP

MRO Minitwins inc Juniors & Rookies

RACE 2 - LAP ANALYSIS

DIFF = Difference To Personal Best Lap

5 -	1:52.321 (2)	0.136	79.72	14:58:01.381
6 -	1:54.813	2.628	77.99	14:59:56.194
7 -	1:52.185 (1)		79.81	15:01:48.379

P25 73 Vince LEWIN				
LAP	LAP TIME	DIFF	MPH	TIME OF DAY
1 -	2:03.983	11.893	72.22	14:50:22.411
2 -	1:56.438	4.348	76.90	14:52:18.849
3 -	1:53.997 (2)	1.907	78.54	14:54:12.846
4 -	1:54.784	2.694	78.01	14:56:07.630
5 -	1:54.151 (3)	2.061	78.44	14:58:01.781
6 -	1:55.250	3.160	77.69	14:59:57.031
7 -	1:52.090 (1)		79.88	15:01:49.121

P26 20 Jose TOUCEDA				
LAP	LAP TIME	DIFF	MPH	TIME OF DAY
1 -	2:02.210	9.264	73.27	14:50:20.638
2 -	1:53.364 (3)	0.418	78.98	14:52:14.002
3 -	1:53.138 (2)	0.192	79.14	14:54:07.140
4 -	1:52.946 (1)		79.28	14:56:00.086
5 -	1:55.948	3.002	77.22	14:57:56.034
6 -	1:56.235	3.289	77.03	14:59:52.269
7 -	1:58.500	5.554	75.56	15:01:50.769

P27 28 Dominic VEASEY				
LAP	LAP TIME	DIFF	MPH	TIME OF DAY
1 -	2:03.365	10.126	72.58	14:50:21.793
2 -	1:56.674	3.435	76.74	14:52:18.467
3 -	1:55.248 (3)	2.009	77.69	14:54:13.715
4 -	1:56.196	2.957	77.06	14:56:09.911
5 -	1:55.131 (2)	1.892	77.77	14:58:05.042
6 -	1:55.447	2.208	77.56	15:00:00.489
7 -	1:53.239 (1)		79.07	15:01:53.728

P28 43 Julian ENTICKNAP				
LAP	LAP TIME	DIFF	MPH	TIME OF DAY
1 -	2:02.866	8.309	72.87	14:50:21.294
2 -	1:54.992 (2)	0.435	77.87	14:52:16.286
3 -	1:55.263 (3)	0.706	77.68	14:54:11.549
4 -	1:57.040	2.483	76.50	14:56:08.589
5 -	1:56.256	1.699	77.02	14:58:04.845
6 -	1:56.401	1.844	76.92	15:00:01.246
7 -	1:54.557 (1)		78.16	15:01:55.803

P29 39 Rob WILLIAMS				
LAP	LAP TIME	DIFF	MPH	TIME OF DAY
1 -	2:10.170	10.783	68.79	14:50:28.598
2 -	2:01.967	2.580	73.41	14:52:30.565
3 -	2:01.821 (3)	2.434	73.50	14:54:32.386
4 -	2:00.408 (2)	1.021	74.36	14:56:32.794
5 -	2:05.674	6.287	71.25	14:58:38.468
6 -	1:59.387 (1)		75.00	15:00:37.855

P30 23 Claire BECKETT				
LAP	LAP TIME	DIFF	MPH	TIME OF DAY
1 -	2:17.079	8.169	65.32	14:50:35.507
2 -	2:13.675	4.765	66.98	14:52:49.182
3 -	2:11.495	2.585	68.09	14:55:00.677
4 -	2:09.513 (2)	0.603	69.13	14:57:10.190

DIFF = Difference To Personal Best Lap

5 -	2:09.540 (3)	0.630	69.12	14:59:19.730
6 -	2:08.910 (1)		69.46	15:01:28.640

P31 83 Richard ROONEY				
LAP	LAP TIME	DIFF	MPH	TIME OF DAY
1 -	2:21.010	4.775	63.50	14:50:39.438
2 -	2:17.860	1.625	64.95	14:52:57.298
3 -	2:16.326 (2)	0.091	65.68	14:55:13.624
4 -	2:40.790	24.555	55.69	14:57:54.414
5 -	2:16.516 (3)	0.281	65.59	15:00:10.930
6 -	2:16.235 (1)		65.72	15:02:27.165

P32 5 Barry MANTELL				
LAP	LAP TIME	DIFF	MPH	TIME OF DAY
1 -	1:54.845	7.101	77.96	14:50:13.273
2 -	1:47.744 (1)		83.10	14:52:01.017
3 -	1:49.431 (2)	1.687	81.82	14:53:50.448
4 -	1:49.738 (3)	1.994	81.59	14:55:40.186

P33 122 Andy WHITEHEAD				
LAP	LAP TIME	DIFF	MPH	TIME OF DAY
1 -	1:55.070	6.997	77.81	14:50:13.498
2 -	1:48.073 (1)		82.85	14:52:01.571
3 -	1:48.938 (2)	0.865	82.19	14:53:50.509
4 -	1:50.113 (3)	2.040	81.32	14:55:40.622

P34 98 Steve TOPPING				
LAP	LAP TIME	DIFF	MPH	TIME OF DAY
1 -	1:50.541 (3)	2.557	81.00	14:50:08.969
2 -	1:48.320 (2)	0.336	82.66	14:51:57.289
3 -	1:47.984 (1)		82.92	14:53:45.273

Weather / Track : Cloudy / Dry


Donington Park GP
Circuit Length = 2.4873 miles
Start: 14:48 Flag 15:00 End: 15:02

BMCRC-MRO Championships 2013 - Donington GP

MRO Minitwins inc Juniors & Rookies

RACE 1 - GRID

ROW 9					34	98	Steve TOPPING				33	122	Andy WHITEHEAD					
ROW 8	32	5	Barry MANTELL		31	83	Richard ROONEY		30	23	Claire BECKETT		29	39	Rob WILLIAMS			
ROW 7				28	43	Julian ENTICKNAP		27	28	Dominic VEASEY		26	20	Jose TOUCEDA		25	73	Vince LEWIN
ROW 6	24	92	Matt LAST		23	75	Leigh BRADBURY		22	51	Theo RUTTER		21	3	Marcus NEWALL			
ROW 5				20	169	Rob MILES		19	45	Ricardo GARROTE		18	27	Gabrielle BURNE		17	52	Paul JOHNSTON
ROW 4	16	19	Kevin LILLEY		15	71	Neil MASON		14	81	Malvern MAY		13	62	Paul WHEATLEY			
ROW 3				12	30	Richard GOODE		11	121	Roger MARSH		10	8	Gerrard SPEAR		9	112	James NAGY
ROW 2	8	40	Paul WILBY		7	95	Grant ROBERTSON		6	22	Jake POVAH		5	82	Matt HINNELLS			
ROW 1				4	88	Joe BUXTON		3	41	Luke HARRIS		2	87	Simon SCHUG		1	15	Adam CROSS
																		Pole



Donington Park GP
Circuit Length = 2.4873 miles

These results are provisional until the conclusion of any judicial and technical matters.

Clerk Of Course :		Timekeeper :	
-------------------	--	--------------	--

Results can be found at www.tsl-timing.com

Printed - 15:06 Saturday, 27 July 2013



BMCRC-MRO Championships 2013 - Donington GP

MRO Minitwins inc Juniors & Rookies

RACE 1 - CLASSIFICATION

POS	NO	CL	PIC NAME	ENTRY	LAPS	TIME	GAP	DIFF	MPH	BEST	ON
1	41	J	1 Luke HARRIS	Suzuki - K H Brickwork/Steve Jordan	8	14:03.203			84.95	1:43.608	8
2	88		1 Joe BUXTON	Suzuki -	8	14:03.537	0.334	0.334	84.92	1:43.171	8
3	112	J	2 James NAGY	Suzuki -	8	14:10.606	7.403	7.069	84.21	1:44.825	4
4	87		2 Simon SCHUG	Suzuki - MAK Fencing/More Moto	8	14:11.060	7.857	0.454	84.17	1:45.301	5
5	95	J	3 Grant ROBERTSON	Suzuki -	8	14:13.054	9.851	1.994	83.97	1:45.495	4
6	15 *	J	4 Adam CROSS	Suzuki - G C Haulage	8	14:13.608	10.405	0.554	83.92	1:43.443	8
7	22		3 Jake POVAH	Suzuki -	8	14:16.900	13.697	3.292	83.59	1:44.671	8
8	82		4 Matt HINNELLS	Suzuki -	8	14:19.481	16.278	2.581	83.34	1:45.799	2
9	40	R	1 Paul WILBY	Suzuki - Nutsmoto	8	14:28.523	25.320	9.042	82.47	1:47.302	7
10	8		5 Gerrard SPEAR	Suzuki - Team V Speed	8	14:40.048	36.845	11.525	81.39	1:48.132	8
11	98		6 Steve TOPPING	Suzuki - Nutsmoto	8	14:40.449	37.246	0.401	81.36	1:47.745	8
12	19		7 Kevin LILLEY	Suzuki - T.C. Repair & Supply	8	14:41.194	37.991	0.745	81.29	1:48.772	7
13	121	R	2 Roger MARSH	Suzuki -	8	14:41.269	38.066	0.075	81.28	1:48.003	8
14	30	R	3 Richard GOODE	Suzuki - Worcester Petroleum	8	14:41.908	38.705	0.639	81.22	1:48.504	4
15	71	R	4 Neil MASON	Suzuki -	8	14:45.071	41.868	3.163	80.93	1:48.839	8
16	62		8 Paul WHEATLEY	Suzuki -	8	14:45.581	42.378	0.510	80.89	1:48.023	6
17	52		9 Paul JOHNSTON	Suzuki - Epayme	8	14:46.048	42.845	0.467	80.84	1:48.555	8
18	5	R	5 Barry MANTELL	Suzuki - Swedish Car Connection	8	14:46.649	43.446	0.601	80.79	1:48.638	6
19	122		10 Andy WHITEHEAD	Suzuki -	8	14:46.661	43.458	0.012	80.79	1:48.347	5
20	81		11 Malvern MAY	Suzuki -	8	14:54.454	51.251	7.793	80.08	1:48.348	4
21	27		12 Gabrielle BURNE	Suzuki - LS2 Helmets/Ravenol	8	15:02.752	59.549	8.298	79.35	1:51.015	8
22	45	R	6 Ricardo GARROTE	Suzuki -	8	15:03.400	1:00.197	0.648	79.29	1:51.382	4
23	3	J	5 Marcus NEWALL	Suzuki -	8	15:16.998	1:13.795	13.598	78.11	1:52.215	8
24	51	R	7 Theo RUTTER	Suzuki -	8	15:18.187	1:14.984	1.189	78.01	1:53.060	6
25	43		13 Julian ENTICKNAP	Suzuki - Assesstech	8	15:18.940	1:15.737	0.753	77.95	1:52.114	7
26	73	R	8 Vince LEWIN	Suzuki -	8	15:19.009	1:15.806	0.069	77.94	1:52.210	6
27	28	R	9 Dominic VEASEY	Suzuki -	8	15:28.213	1:25.010	9.204	77.17	1:52.594	6
28	169		14 Rob MILES	Suzuki - Ilkeston Printers/ Jtek Instruments	8	15:30.465	1:27.262	2.252	76.98	1:53.542	6
29	20	R	10 Jose TOUCEDA	Suzuki - Cell2	8	15:30.850	1:27.647	0.385	76.95	1:53.978	4
30	39	R	11 Rob WILLIAMS	Suzuki -	8	16:23.229	2:20.026	52.379	72.85	1:57.741	7
31	23	R	12 Claire BECKETT	Suzuki -	7	15:17.091	1 Lap	1 Lap	68.34	2:03.676	7
32	83	R	13 Richard ROONEY	Suzuki -	7	15:18.194	1 Lap	1.103	68.26	2:04.798	7
NOT CLASSIFIED											
DNF	92	R	Matt LAST	Suzuki - Beck & Pollitzer	7	13:11.383	1 Lap		79.20	1:50.895	7
DNF	75	R	Leigh BRADBURY	Suzuki -	4	7:32.095	4 Laps	3 Laps	79.22	1:50.205	4
FASTEST LAP											
	88		Joe BUXTON	Suzuki -	8	1:43.171			86.79 mph	139.67 kph	
	15	J	Adam CROSS	Suzuki - G C Haulage	8	1:43.443			86.56 mph	139.31 kph	
	40	R	Paul WILBY	Suzuki - Nutsmoto	7	1:47.302			83.45 mph	134.30 kph	

* Bike 15 - 10 second penalty for a yellow flag infringement

Donington Park GP
Circuit Length = 2.4873 miles
Start: 10:04 Flag 10:18 End: 10:20

Weather / Track : Cloudy / Dry

These results are provisional until the conclusion of any judicial and technical matters.

Clerk Of Course :	Timekeeper :
-------------------	--------------

Results can be found at www.tsl-timing.com

Printed - 10:20 Sunday, 28 July 2013



BMCRC-MRO Championships 2013 - Donington GP

MRO Minitwins inc Juniors & Rookies

RACE 1 - LAP CHART

LAP 1		
NO	BEHIND	LAP TIME

15		1:49.870
87	0.190	1:50.060
88	0.424	1:50.294
41	0.669	1:50.539
82	0.928	1:50.798
95	1.288	1:51.158
112	1.570	1:51.440
40	2.336	1:52.206
22	2.988	1:52.858
121	4.177	1:54.047
19	5.137	1:55.007
8	5.825	1:55.695
30	5.886	1:55.756
52	6.717	1:56.587
71	7.465	1:57.335
81	7.482	1:57.352
98	8.189	1:58.059
62	8.290	1:58.160
75	8.933	1:58.803
45	9.452	1:59.322
5	10.118	1:59.988
27	10.224	2:00.094
122	10.544	2:00.414
92	11.047	2:00.917
51	11.750	2:01.620
28	12.450	2:02.320
43	13.021	2:02.891
3	13.787	2:03.657
73	14.453	2:04.323
20	15.982	2:05.852
169	16.194	2:06.064
39	17.612	2:07.482
23	28.270	2:18.140
83	29.214	2:19.084

LAP 2		
NO	BEHIND	LAP TIME

15		1:45.624
88	0.244	1:45.444
87	0.508	1:45.942
82	1.103	1:45.799
41	1.359	1:46.314
112	1.533	1:45.587
95	2.091	1:46.427
40	4.548	1:47.836
22	4.597	1:47.233
121	8.147	1:49.594
19	8.688	1:49.175
30	10.192	1:49.930
8	11.253	1:51.052
52	11.485	1:50.392
81	12.217	1:50.359
98	12.425	1:49.860
71	12.776	1:50.935
62	13.640	1:50.974
5	14.631	1:50.137
75	15.276	1:51.967
45	15.848	1:52.020
122	16.813	1:51.893
27	17.311	1:52.711
92	18.387	1:52.964
51	20.760	1:54.634

28	20.950	1:54.124
43	22.031	1:54.634
3	23.094	1:54.931
73	24.217	1:55.388
20	25.467	1:55.109
169	26.099	1:55.529
39	32.118	2:00.130
23	56.971	2:14.325
83	57.089	2:13.499

LAP 3		
NO	BEHIND	LAP TIME

15		1:45.327
88	0.516	1:45.599
41	1.075	1:45.043
112	1.519	1:45.313
87	1.759	1:46.578
82	2.110	1:46.334
95	2.689	1:45.925
22	5.674	1:46.404
40	7.385	1:48.164
19	12.700	1:49.339
121	12.818	1:49.998
30	13.777	1:48.912
8	15.818	1:49.892
98	16.065	1:48.967
71	16.713	1:49.264
52	16.922	1:50.764
81	17.873	1:50.983
62	18.036	1:49.723
5	18.971	1:49.667
122	20.852	1:49.366
75	21.069	1:51.120
45	22.138	1:51.617
27	24.481	1:52.497
92	24.890	1:51.830
51	29.812	1:54.379
28	30.554	1:54.931
3	31.026	1:53.259
43	32.059	1:55.355
73	32.807	1:53.917
20	34.383	1:54.243
169	34.794	1:54.022
39	46.365	1:59.574
23	1:23.081	2:11.437
83	1:23.799	2:12.037

LAP 4		
NO	BEHIND	LAP TIME

15		1:44.678
88	0.475	1:44.637
41	0.753	1:44.356
112	1.666	1:44.825
87	2.409	1:45.328
95	3.506	1:45.495
82	3.882	1:46.450
22	7.592	1:46.596
40	10.491	1:47.784
19	17.195	1:49.173
121	17.216	1:49.076
30	17.603	1:48.504
98	20.307	1:48.920
8	20.331	1:49.191
71	21.277	1:49.242

81	21.543	1:48.348
52	22.019	1:49.775
62	22.509	1:49.151
5	23.639	1:49.346
122	25.474	1:49.300
75	26.596	1:50.205
45	28.842	1:51.382
27	32.109	1:52.306
92	32.256	1:52.044
51	38.808	1:53.674
28	39.525	1:53.649
3	39.645	1:53.297
43	41.263	1:53.882
73	42.855	1:54.726
20	43.683	1:53.978
169	45.386	1:55.270
39	1:01.518	1:59.831

LAP 5		
NO	BEHIND	LAP TIME

88		1:44.658
15	0.675	1:45.808
41	1.181	1:45.561
112	2.046	1:45.513
87	2.577	1:45.301
83	1 Lap	2:10.527
23	1 Lap	2:11.367
95	4.882	1:46.509
82	5.686	1:46.937
22	9.020	1:46.561
40	13.650	1:48.292
19	20.893	1:48.831
30	21.687	1:49.217
121	22.222	1:50.139
98	23.726	1:48.552
8	24.527	1:49.329
71	26.245	1:50.101
62	26.692	1:49.316
52	27.010	1:50.124
5	27.968	1:49.462
122	28.688	1:48.347
81	31.604	1:55.194
45	36.945	1:53.236
27	38.866	1:51.890
92	38.930	1:51.807
51	47.259	1:53.584
3	47.787	1:53.275
28	48.402	1:54.010
43	49.832	1:53.702
73	51.086	1:53.364
20	55.267	1:56.717
169	56.025	1:55.772
39	1:15.601	1:59.216

LAP 6		
NO	BEHIND	LAP TIME

15		1:44.221
41	0.262	1:43.977
88	0.385	1:45.281
112	2.957	1:45.807
87	3.331	1:45.650
95	5.901	1:45.915
82	8.265	1:47.475
22	10.919	1:46.795

40	18.017	1:49.263
83	1 Lap	2:07.201
23	1 Lap	2:07.970
19	27.872	1:51.875
8	28.019	1:48.388
98	28.079	1:49.249
30	28.143	1:51.352
121	28.441	1:51.115
62	29.819	1:48.023
71	30.777	1:49.428
5	31.710	1:48.638
52	32.132	1:50.018
122	32.405	1:48.613
81	36.790	1:50.082
45	43.730	1:51.681
92	44.960	1:50.926
27	45.107	1:51.137
51	55.423	1:53.060
3	55.574	1:52.683
28	56.100	1:52.594
43	57.786	1:52.850
73	58.400	1:52.210
169	1:04.671	1:53.542
20	1:05.937	1:55.566
39	1:29.220	1:58.515

LAP 7		
NO	BEHIND	LAP TIME

41		1:43.805
15	0.570	1:44.637
88	0.771	1:44.453
112	4.688	1:45.798
87	5.176	1:45.912
95	7.508	1:45.674
82	11.443	1:47.245
22	12.634	1:45.782
40	21.252	1:47.302
8	32.321	1:48.369
19	32.577	1:48.772
30	32.766	1:48.690
98	33.109	1:49.097
121	33.671	1:49.297
62	35.800	1:50.048
71	36.637	1:49.927
5	36.964	1:49.321
122	37.264	1:48.926
52	37.898	1:49.833
81	43.235	1:50.512
92	51.788	1:50.895
27	52.142	1:51.102
45	52.360	1:52.697
83	1 Lap	2:11.048
23	1 Lap	2:10.176
51	1:04.588	1:53.232
3	1:05.188	1:53.681
28	1:05.812	1:53.779
43	1:05.833	1:52.114
73	1:07.012	1:52.679
169	1:15.556	1:54.952
20	1:16.888	1:55.018
39	1:42.894	1:57.741

LAP 8		
NO	BEHIND	LAP TIME

41		1:43.608
88	0.334	1:43.171
15	0.405	1:43.443
112	7.403	1:46.323
87	7.857	1:46.289
95	9.851	1:45.951
22	13.697	1:44.671
82	16.278	1:48.443
40	25.320	1:47.676
8	36.845	1:48.132
98	37.246	1:47.745
19	37.991	1:49.022
121	38.066	1:48.003
30	38.705	1:49.547
71	41.868	1:48.839
62	42.378	1:50.186
52	42.845	1:48.555
5	43.446	1:50.090
122	43.458	1:49.802
81	51.251	1:51.624
27	59.549	1:51.015
45	1:00.197	1:51.445
3	1:13.795	1:52.215
23	1 Lap	2:03.676
51	1:14.984	1:54.004
83	1 Lap	2:04.798
43	1:15.737	1:53.512
73	1:15.806	1:52.402
28	1:25.010	2:02.806
169	1:27.262	1:55.314
20	1:27.647	1:54.367
39	2:20.026	2:20.740

Weather / Track : Cloudy / Dry

Donington Park GP
Circuit Length = 2.4873 miles
Start: 10:04 Flag 10:18 End: 10:20

BMCRC-MRO Championships 2013 - Donington GP

MRO Minitwins inc Juniors & Rookies

RACE 1 - LAP ANALYSIS

DIFF = Difference To Personal Best Lap

P1 41 Luke HARRIS				
LAP	LAP TIME	DIFF	MPH	TIME OF DAY
1 -	1:50.539	6.931	81.00	10:05:57.784
2 -	1:46.314	2.706	84.22	10:07:44.098
3 -	1:45.043	1.435	85.24	10:09:29.141
4 -	1:44.356	0.748	85.80	10:11:13.497
5 -	1:45.561	1.953	84.82	10:12:59.058
6 -	1:43.977 (3)	0.369	86.11	10:14:43.035
7 -	1:43.805 (2)	0.197	86.26	10:16:26.840
8 -	1:43.608 (1)		86.42	10:18:10.448

P2 88 Joe BUXTON				
LAP	LAP TIME	DIFF	MPH	TIME OF DAY
1 -	1:50.294	7.123	81.18	10:05:57.539
2 -	1:45.444	2.273	84.92	10:07:42.983
3 -	1:45.599	2.428	84.79	10:09:28.582
4 -	1:44.637 (3)	1.466	85.57	10:11:13.219
5 -	1:44.658	1.487	85.55	10:12:57.877
6 -	1:45.281	2.110	85.05	10:14:43.158
7 -	1:44.453 (2)	1.282	85.72	10:16:27.611
8 -	1:43.171 (1)		86.79	10:18:10.782

P3 112 James NAGY				
LAP	LAP TIME	DIFF	MPH	TIME OF DAY
1 -	1:51.440	6.615	80.35	10:05:58.685
2 -	1:45.587	0.762	84.80	10:07:44.272
3 -	1:45.313 (2)	0.488	85.02	10:09:29.585
4 -	1:44.825 (1)		85.42	10:11:14.410
5 -	1:45.513 (3)	0.688	84.86	10:12:59.923
6 -	1:45.807	0.982	84.63	10:14:45.730
7 -	1:45.798	0.973	84.63	10:16:31.528
8 -	1:46.323	1.498	84.21	10:18:17.851

P4 87 Simon SCHUG				
LAP	LAP TIME	DIFF	MPH	TIME OF DAY
1 -	1:50.060	4.759	81.35	10:05:57.305
2 -	1:45.942	0.641	84.52	10:07:43.247
3 -	1:46.578	1.277	84.01	10:09:29.825
4 -	1:45.328 (2)	0.027	85.01	10:11:15.153
5 -	1:45.301 (1)		85.03	10:13:00.454
6 -	1:45.650 (3)	0.349	84.75	10:14:46.104
7 -	1:45.912	0.611	84.54	10:16:32.016
8 -	1:46.289	0.988	84.24	10:18:18.305

P5 95 Grant ROBERTSON				
LAP	LAP TIME	DIFF	MPH	TIME OF DAY
1 -	1:51.158	5.663	80.55	10:05:58.403
2 -	1:46.427	0.932	84.13	10:07:44.830
3 -	1:45.925	0.430	84.53	10:09:30.755
4 -	1:45.495 (1)		84.88	10:11:16.250
5 -	1:46.509	1.014	84.07	10:13:02.759
6 -	1:45.915 (3)	0.420	84.54	10:14:48.674
7 -	1:45.674 (2)	0.179	84.73	10:16:34.348
8 -	1:45.951	0.456	84.51	10:18:20.299

P6 15 Adam CROSS				
LAP	LAP TIME	DIFF	MPH	TIME OF DAY
1 -	1:49.870	6.427	81.49	10:05:57.115
2 -	1:45.624	2.181	84.77	10:07:42.739

DIFF = Difference To Personal Best Lap

3 -	1:45.327	1.884	85.01	10:09:28.066
4 -	1:44.678	1.235	85.54	10:11:12.744
5 -	1:45.808	2.365	84.62	10:12:58.552
6 -	1:44.221 (2)	0.778	85.91	10:14:42.773
7 -	1:44.637 (3)	1.194	85.57	10:16:27.410
8 -	1:43.443 (1)		86.56	10:18:10.853

P7 22 Jake POVAH				
LAP	LAP TIME	DIFF	MPH	TIME OF DAY
1 -	1:52.858	8.187	79.34	10:06:00.103
2 -	1:47.233	2.562	83.50	10:07:47.336
3 -	1:46.404 (3)	1.733	84.15	10:09:33.740
4 -	1:46.596	1.925	84.00	10:11:20.336
5 -	1:46.561	1.890	84.03	10:13:06.897
6 -	1:46.795	2.124	83.84	10:14:53.692
7 -	1:45.782 (2)	1.111	84.65	10:16:39.474
8 -	1:44.671 (1)		85.54	10:18:24.145

P8 82 Matt HINNELLS				
LAP	LAP TIME	DIFF	MPH	TIME OF DAY
1 -	1:50.798	4.999	80.81	10:05:58.043
2 -	1:45.799 (1)		84.63	10:07:43.842
3 -	1:46.334 (2)	0.535	84.21	10:09:30.176
4 -	1:46.450 (3)	0.651	84.11	10:11:16.626
5 -	1:46.937	1.138	83.73	10:13:03.563
6 -	1:47.475	1.676	83.31	10:14:51.038
7 -	1:47.245	1.446	83.49	10:16:38.283
8 -	1:48.443	2.644	82.57	10:18:26.726

P9 40 Paul WILBY				
LAP	LAP TIME	DIFF	MPH	TIME OF DAY
1 -	1:52.206	4.904	79.80	10:05:59.451
2 -	1:47.836	0.534	83.03	10:07:47.287
3 -	1:48.164	0.862	82.78	10:09:35.451
4 -	1:47.784 (3)	0.482	83.07	10:11:23.235
5 -	1:48.292	0.990	82.68	10:13:11.527
6 -	1:49.263	1.961	81.95	10:15:00.790
7 -	1:47.302 (1)		83.45	10:16:48.092
8 -	1:47.676 (2)	0.374	83.16	10:18:35.768

P10 8 Gerrard SPEAR				
LAP	LAP TIME	DIFF	MPH	TIME OF DAY
1 -	1:55.695	7.563	77.39	10:06:02.940
2 -	1:51.052	2.920	80.63	10:07:53.992
3 -	1:49.892	1.760	81.48	10:09:43.884
4 -	1:49.191	1.059	82.00	10:11:33.075
5 -	1:49.329	1.197	81.90	10:13:22.404
6 -	1:48.388 (3)	0.256	82.61	10:15:10.792
7 -	1:48.369 (2)	0.237	82.62	10:16:59.161
8 -	1:48.132 (1)		82.81	10:18:47.293

P11 98 Steve TOPPING				
LAP	LAP TIME	DIFF	MPH	TIME OF DAY
1 -	1:58.059	10.314	75.84	10:06:05.304
2 -	1:49.860	2.115	81.50	10:07:55.164
3 -	1:48.967	1.222	82.17	10:09:44.131
4 -	1:48.920 (3)	1.175	82.21	10:11:33.051
5 -	1:48.552 (2)	0.807	82.49	10:13:21.603
6 -	1:49.249	1.504	81.96	10:15:10.852
7 -	1:49.097	1.352	82.07	10:16:59.949

Donington Park GP

Circuit Length = 2.4873 miles

Start: 10:04 Flag 10:18 End: 10:20

Weather / Track : Cloudy / Dry

BMCRC-MRO Championships 2013 - Donington GP

MRO Minitwins inc Juniors & Rookies

RACE 1 - LAP ANALYSIS

DIFF = Difference To Personal Best Lap

8 - 1:47.745 (1) 83.10 10:18:47.694

P12 19 Kevin LILLEY				
LAP	LAP TIME	DIFF	MPH	TIME OF DAY
1 -	1:55.007	6.235	77.85	10:06:02.252
2 -	1:49.175	0.403	82.01	10:07:51.427
3 -	1:49.339	0.567	81.89	10:09:40.766
4 -	1:49.173	0.401	82.02	10:11:29.939
5 -	1:48.831 (2)	0.059	82.27	10:13:18.770
6 -	1:51.875	3.103	80.03	10:15:10.645
7 -	1:48.772 (1)		82.32	10:16:59.417
8 -	1:49.022 (3)	0.250	82.13	10:18:48.439

P13 121 Roger MARSH				
LAP	LAP TIME	DIFF	MPH	TIME OF DAY
1 -	1:54.047	6.044	78.51	10:06:01.292
2 -	1:49.594	1.591	81.70	10:07:50.886
3 -	1:49.998	1.995	81.40	10:09:40.884
4 -	1:49.076 (2)	1.073	82.09	10:11:29.960
5 -	1:50.139	2.136	81.30	10:13:20.099
6 -	1:51.115	3.112	80.58	10:15:11.214
7 -	1:49.297 (3)	1.294	81.92	10:17:00.511
8 -	1:48.003 (1)		82.90	10:18:48.514

P14 30 Richard GOODE				
LAP	LAP TIME	DIFF	MPH	TIME OF DAY
1 -	1:55.756	7.252	77.35	10:06:03.001
2 -	1:49.930	1.426	81.45	10:07:52.931
3 -	1:48.912 (3)	0.408	82.21	10:09:41.843
4 -	1:48.504 (1)		82.52	10:11:30.347
5 -	1:49.217	0.713	81.98	10:13:19.564
6 -	1:51.352	2.848	80.41	10:15:10.916
7 -	1:48.690 (2)	0.186	82.38	10:16:59.606
8 -	1:49.547	1.043	81.74	10:18:49.153

P15 71 Neil MASON				
LAP	LAP TIME	DIFF	MPH	TIME OF DAY
1 -	1:57.335	8.496	76.31	10:06:04.580
2 -	1:50.935	2.096	80.71	10:07:55.515
3 -	1:49.264 (3)	0.425	81.95	10:09:44.779
4 -	1:49.242 (2)	0.403	81.96	10:11:34.021
5 -	1:50.101	1.262	81.32	10:13:24.122
6 -	1:49.428	0.589	81.82	10:15:13.550
7 -	1:49.927	1.088	81.45	10:17:03.477
8 -	1:48.839 (1)		82.27	10:18:52.316

P16 62 Paul WHEATLEY				
LAP	LAP TIME	DIFF	MPH	TIME OF DAY
1 -	1:58.160	10.137	75.78	10:06:05.405
2 -	1:50.974	2.951	80.68	10:07:56.379
3 -	1:49.723	1.700	81.60	10:09:46.102
4 -	1:49.151 (2)	1.128	82.03	10:11:35.253
5 -	1:49.316 (3)	1.293	81.91	10:13:24.569
6 -	1:48.023 (1)		82.89	10:15:12.592
7 -	1:50.048	2.025	81.36	10:17:02.640
8 -	1:50.186	2.163	81.26	10:18:52.826

DIFF = Difference To Personal Best Lap

P17 52 Paul JOHNSTON				
LAP	LAP TIME	DIFF	MPH	TIME OF DAY
1 -	1:56.587	8.032	76.80	10:06:03.832
2 -	1:50.392	1.837	81.11	10:07:54.224
3 -	1:50.764	2.209	80.84	10:09:44.988
4 -	1:49.775 (2)	1.220	81.57	10:11:34.763
5 -	1:50.124	1.569	81.31	10:13:24.887
6 -	1:50.018	1.463	81.39	10:15:14.905
7 -	1:49.833 (3)	1.278	81.52	10:17:04.738
8 -	1:48.555 (1)		82.48	10:18:53.293

P18 5 Barry MANTELL				
LAP	LAP TIME	DIFF	MPH	TIME OF DAY
1 -	1:59.988	11.350	74.62	10:06:07.233
2 -	1:50.137	1.499	81.30	10:07:57.370
3 -	1:49.667	1.029	81.65	10:09:47.037
4 -	1:49.346 (3)	0.708	81.89	10:11:36.383
5 -	1:49.462	0.824	81.80	10:13:25.845
6 -	1:48.638 (1)		82.42	10:15:14.483
7 -	1:49.321 (2)	0.683	81.90	10:17:03.804
8 -	1:50.090	1.452	81.33	10:18:53.894

P19 122 Andy WHITEHEAD				
LAP	LAP TIME	DIFF	MPH	TIME OF DAY
1 -	2:00.414	12.067	74.36	10:06:07.659
2 -	1:51.893	3.546	80.02	10:07:59.552
3 -	1:49.366	1.019	81.87	10:09:48.918
4 -	1:49.300	0.953	81.92	10:11:38.218
5 -	1:48.347 (1)		82.64	10:13:26.565
6 -	1:48.613 (2)	0.266	82.44	10:15:15.178
7 -	1:48.926 (3)	0.579	82.20	10:17:04.104
8 -	1:49.802	1.455	81.55	10:18:53.906

P20 81 Malvern MAY				
LAP	LAP TIME	DIFF	MPH	TIME OF DAY
1 -	1:57.352	9.004	76.30	10:06:04.597
2 -	1:50.359 (3)	2.011	81.13	10:07:54.956
3 -	1:50.983	2.635	80.68	10:09:45.939
4 -	1:48.348 (1)		82.64	10:11:34.287
5 -	1:55.194	6.846	77.73	10:13:29.481
6 -	1:50.082 (2)	1.734	81.34	10:15:19.563
7 -	1:50.512	2.164	81.02	10:17:10.075
8 -	1:51.624	3.276	80.21	10:19:01.699

P21 27 Gabrielle BURNE				
LAP	LAP TIME	DIFF	MPH	TIME OF DAY
1 -	2:00.094	9.079	74.56	10:06:07.339
2 -	1:52.711	1.696	79.44	10:08:00.050
3 -	1:52.497	1.482	79.59	10:09:52.547
4 -	1:52.306	1.291	79.73	10:11:44.853
5 -	1:51.890	0.875	80.02	10:13:36.743
6 -	1:51.137 (3)	0.122	80.57	10:15:27.880
7 -	1:51.102 (2)	0.087	80.59	10:17:18.982
8 -	1:51.015 (1)		80.65	10:19:09.997

P22 45 Ricardo GARROTE				
LAP	LAP TIME	DIFF	MPH	TIME OF DAY
1 -	1:59.322	7.940	75.04	10:06:06.567
2 -	1:52.020	0.638	79.93	10:07:58.587

Donington Park GP

Circuit Length = 2.4873 miles

Start: 10:04 Flag 10:18 End: 10:20

Weather / Track : Cloudy / Dry

BMCRC-MRO Championships 2013 - Donington GP

MRO Minitwins inc Juniors & Rookies

RACE 1 - LAP ANALYSIS

DIFF = Difference To Personal Best Lap

3 -	1:51.617 (3)	0.235	80.22	10:09:50.204
4 -	1:51.382 (1)		80.39	10:11:41.586
5 -	1:53.236	1.854	79.07	10:13:34.822
6 -	1:51.681	0.299	80.17	10:15:26.503
7 -	1:52.697	1.315	79.45	10:17:19.200
8 -	1:51.445 (2)	0.063	80.34	10:19:10.645

P23 3 Marcus NEWALL

LAP	LAP TIME	DIFF	MPH	TIME OF DAY
1 -	2:03.657	11.442	72.41	10:06:10.902
2 -	1:54.931	2.716	77.91	10:08:05.833
3 -	1:53.259 (3)	1.044	79.06	10:09:59.092
4 -	1:53.297	1.082	79.03	10:11:52.389
5 -	1:53.275	1.060	79.05	10:13:45.664
6 -	1:52.683 (2)	0.468	79.46	10:15:38.347
7 -	1:53.681	1.466	78.76	10:17:32.028
8 -	1:52.215 (1)		79.79	10:19:24.243

P24 51 Theo RUTTER

LAP	LAP TIME	DIFF	MPH	TIME OF DAY
1 -	2:01.620	8.560	73.62	10:06:08.865
2 -	1:54.634	1.574	78.11	10:08:03.499
3 -	1:54.379	1.319	78.28	10:09:57.878
4 -	1:53.674	0.614	78.77	10:11:51.552
5 -	1:53.584 (3)	0.524	78.83	10:13:45.136
6 -	1:53.060 (1)		79.20	10:15:38.196
7 -	1:53.232 (2)	0.172	79.08	10:17:31.428
8 -	1:54.004	0.944	78.54	10:19:25.432

P25 43 Julian ENTICKNAP

LAP	LAP TIME	DIFF	MPH	TIME OF DAY
1 -	2:02.891	10.777	72.86	10:06:10.136
2 -	1:54.634	2.520	78.11	10:08:04.770
3 -	1:55.355	3.241	77.62	10:10:00.125
4 -	1:53.882	1.768	78.62	10:11:54.007
5 -	1:53.702	1.588	78.75	10:13:47.709
6 -	1:52.850 (2)	0.736	79.34	10:15:40.559
7 -	1:52.114 (1)		79.86	10:17:32.673
8 -	1:53.512 (3)	1.398	78.88	10:19:26.185

P26 73 Vince LEWIN

LAP	LAP TIME	DIFF	MPH	TIME OF DAY
1 -	2:04.323	12.113	72.02	10:06:11.568
2 -	1:55.388	3.178	77.60	10:08:06.956
3 -	1:53.917	1.707	78.60	10:10:00.873
4 -	1:54.726	2.516	78.05	10:11:55.599
5 -	1:53.364	1.154	78.98	10:13:48.963
6 -	1:52.210 (1)		79.80	10:15:41.173
7 -	1:52.679 (3)	0.469	79.46	10:17:33.852
8 -	1:52.402 (2)	0.192	79.66	10:19:26.254

P27 28 Dominic VEASEY

LAP	LAP TIME	DIFF	MPH	TIME OF DAY
1 -	2:02.320	9.726	73.20	10:06:09.565
2 -	1:54.124	1.530	78.46	10:08:03.689
3 -	1:54.931	2.337	77.91	10:09:58.620
4 -	1:53.649 (2)	1.055	78.79	10:11:52.269
5 -	1:54.010	1.416	78.54	10:13:46.279
6 -	1:52.594 (1)		79.52	10:15:38.873
7 -	1:53.779 (3)	1.185	78.70	10:17:32.652

DIFF = Difference To Personal Best Lap

8 -	2:02.806	10.212	72.91	10:19:35.458
-----	----------	--------	-------	--------------

P28 169 Rob MILES

LAP	LAP TIME	DIFF	MPH	TIME OF DAY
1 -	2:06.064	12.522	71.03	10:06:13.309
2 -	1:55.529	1.987	77.50	10:08:08.838
3 -	1:54.022 (2)	0.480	78.53	10:10:02.860
4 -	1:55.270	1.728	77.68	10:11:58.130
5 -	1:55.772	2.230	77.34	10:13:53.902
6 -	1:53.542 (1)		78.86	10:15:47.444
7 -	1:54.952 (3)	1.410	77.89	10:17:42.396
8 -	1:55.314	1.772	77.65	10:19:37.710

P29 20 Jose TOUCEDA

LAP	LAP TIME	DIFF	MPH	TIME OF DAY
1 -	2:05.852	11.874	71.15	10:06:13.097
2 -	1:55.109	1.131	77.79	10:08:08.206
3 -	1:54.243 (2)	0.265	78.38	10:10:02.449
4 -	1:53.978 (1)		78.56	10:11:56.427
5 -	1:56.717	2.739	76.71	10:13:53.144
6 -	1:55.566	1.588	77.48	10:15:48.710
7 -	1:55.018	1.040	77.85	10:17:43.728
8 -	1:54.367 (3)	0.389	78.29	10:19:38.095

P30 39 Rob WILLIAMS

LAP	LAP TIME	DIFF	MPH	TIME OF DAY
1 -	2:07.482	9.741	70.24	10:06:14.727
2 -	2:00.130	2.389	74.53	10:08:14.857
3 -	1:59.574	1.833	74.88	10:10:14.431
4 -	1:59.831	2.090	74.72	10:12:14.262
5 -	1:59.216 (3)	1.475	75.11	10:14:13.478
6 -	1:58.515 (2)	0.774	75.55	10:16:11.993
7 -	1:57.741 (1)		76.05	10:18:09.734
8 -	2:20.740	22.999	63.62	10:20:30.474

P31 23 Claire BECKETT

LAP	LAP TIME	DIFF	MPH	TIME OF DAY
1 -	2:18.140	14.464	64.82	10:06:25.385
2 -	2:14.325	10.649	66.66	10:08:39.710
3 -	2:11.437	7.761	68.12	10:10:51.147
4 -	2:11.367	7.691	68.16	10:13:02.514
5 -	2:07.970 (2)	4.294	69.97	10:15:10.484
6 -	2:10.176 (3)	6.500	68.78	10:17:20.660
7 -	2:03.676 (1)		72.40	10:19:24.336

P32 83 Richard ROONEY

LAP	LAP TIME	DIFF	MPH	TIME OF DAY
1 -	2:19.084	14.286	64.38	10:06:26.329
2 -	2:13.499	8.701	67.07	10:08:39.828
3 -	2:12.037	7.239	67.81	10:10:51.865
4 -	2:10.527 (3)	5.729	68.60	10:13:02.392
5 -	2:07.201 (2)	2.403	70.39	10:15:09.593
6 -	2:11.048	6.250	68.32	10:17:20.641
7 -	2:04.798 (1)		71.75	10:19:25.439

P33 92 Matt LAST

LAP	LAP TIME	DIFF	MPH	TIME OF DAY
1 -	2:00.917	10.022	74.05	10:06:08.162
2 -	1:52.964	2.069	79.26	10:08:01.126

Donington Park GP

Circuit Length = 2.4873 miles

Start: 10:04 Flag 10:18 End: 10:20

Weather / Track : Cloudy / Dry

BMCRC-MRO Championships 2013 - Donington GP

MRO Minitwins inc Juniors & Rookies

RACE 1 - LAP ANALYSIS

DIFF = Difference To Personal Best Lap

3 -	1:51.830	0.935	80.07	10:09:52.956
4 -	1:52.044	1.149	79.91	10:11:45.000
5 -	1:51.807 (3)	0.912	80.08	10:13:36.807
6 -	1:50.926 (2)	0.031	80.72	10:15:27.733
7 -	1:50.895 (1)		80.74	10:17:18.628

P34 75 Leigh BRADBURY				
LAP	LAP TIME	DIFF	MPH	TIME OF DAY


1 -	1:58.803	8.598	75.37	10:06:06.048
2 -	1:51.967 (3)	1.762	79.97	10:07:58.015
3 -	1:51.120 (2)	0.915	80.58	10:09:49.135
4 -	1:50.205 (1)		81.25	10:11:39.340

BMCRC-MRO Championships 2013 - Donington GP

MRO Minitwins inc Juniors & Rookies

RACE 12 - GRID

ROW 9					34	75 Leigh BRADBURY				33	92 Matt LAST		
ROW 8	32	83 Richard ROONEY		31	23 Claire BECKETT		30	39 Rob WILLIAMS		29	20 Jose TOUCEDA		
ROW 7			28	169 Rob MILES		27	28 Dominic VEASEY		26	73 Vince LEWIN		25	43 Julian ENTICKNAP
ROW 6	24	51 Theo RUTTER		23	3 Marcus NEWALL		22	45 Ricardo GARROTE		21	27 Gabrielle BURNE		
ROW 5			20	81 Malvern MAY		19	122 Andy WHITEHEAD		18	5 Barry MANTELL		17	52 Paul JOHNSTON
ROW 4	16	62 Paul WHEATLEY		15	71 Neil MASON		14	30 Richard GOODE		13	121 Roger MARSH		
ROW 3			12	19 Kevin LILLEY		11	98 Steve TOPPING		10	8 Gerrard SPEAR		9	40 Paul WILBY
ROW 2	8	82 Matt HINNELLS		7	22 Jake POVAH		6	15 Adam CROSS		5	95 Grant ROBERTSON		
ROW 1			4	87 Simon SCHUG		3	112 James NAGY		2	88 Joe BUXTON		1	41 Luke HARRIS
													Pole



Donington Park GP
Circuit Length = 2.4873 miles

These results are provisional until the conclusion of any judicial and technical matters.

Clerk Of Course :		Timekeeper :	
-------------------	--	--------------	--

Results can be found at www.tsl-timing.com

Printed - 10:26 Sunday, 28 July 2013



BMCRC-MRO Championships 2013 - Donington GP

MRO Minitwins inc Juniors & Rookies

RACE 12 - CLASSIFICATION

POS	NO	CL	PIC NAME	ENTRY	LAPS	TIME	GAP	DIFF	MPH	BEST	ON
1	15	J	1 Adam CROSS	Suzuki - G C Haulage	5	8:47.144			84.93	1:43.908	4
2	88		1 Joe BUXTON	Suzuki -	5	8:51.800	4.656	4.656	84.18	1:45.254	3
3	41	J	2 Luke HARRIS	Suzuki - K H Brickwork/Steve Jordan	5	8:52.028	4.884	0.228	84.15	1:45.069	3
4	95	J	3 Grant ROBERTSON	Suzuki -	5	8:52.460	5.316	0.432	84.08	1:45.150	3
5	87		2 Simon SCHUG	Suzuki - MAK Fencing/More Moto	5	8:53.105	5.961	0.645	83.98	1:45.197	3
6	112	J	4 James NAGY	Suzuki -	5	8:53.626	6.482	0.521	83.90	1:45.327	3
7	22		3 Jake POVAH	Suzuki -	5	8:58.460	11.316	4.834	83.14	1:46.027	2
8	40	R	1 Paul WILBY	Suzuki - Nutsmoto	5	9:04.756	17.612	6.296	82.18	1:47.617	4
9	98		4 Steve TOPPING	Suzuki - Nutsmoto	5	9:05.315	18.171	0.559	82.10	1:47.815	4
10	121	R	2 Roger MARSH	Suzuki -	5	9:10.480	23.336	5.165	81.33	1:47.962	4
11	8		5 Gerrard SPEAR	Suzuki - Team V Speed	5	9:10.594	23.450	0.114	81.31	1:47.904	4
12	30	R	3 Richard GOODE	Suzuki - Worcester Petroleum	5	9:10.978	23.834	0.384	81.25	1:48.294	4
13	122		6 Andy WHITEHEAD	Suzuki -	5	9:11.542	24.398	0.564	81.17	1:47.557	4
14	5	R	4 Barry MANTELL	Suzuki - Swedish Car Connection	5	9:11.924	24.780	0.382	81.12	1:49.241	4
15	19		7 Kevin LILLEY	Suzuki - T.C. Repair & Supply	5	9:13.676	26.532	1.752	80.86	1:48.602	4
16	27		8 Gabrielle BURNE	Suzuki - LS2 Helmets/Ravenol	5	9:16.377	29.233	2.701	80.47	1:48.742	4
17	52		9 Paul JOHNSTON	Suzuki - Epayme	5	9:16.706	29.562	0.329	80.42	1:49.541	3
18	62		10 Paul WHEATLEY	Suzuki -	5	9:19.111	31.967	2.405	80.07	1:49.406	4
19	81		11 Malvern MAY	Suzuki -	5	9:19.425	32.281	0.314	80.03	1:49.491	5
20	51	R	5 Theo RUTTER	Suzuki -	5	9:29.591	42.447	10.166	78.60	1:52.113	4
21	75	R	6 Leigh BRADBURY	Suzuki -	5	9:30.026	42.882	0.435	78.54	1:51.162	4
22	45	R	7 Ricardo GARROTE	Suzuki -	5	9:32.462	45.318	2.436	78.20	1:51.962	4
23	73	R	8 Vince LEWIN	Suzuki -	5	9:32.833	45.689	0.371	78.15	1:51.293	4
24	92	R	9 Matt LAST	Suzuki - Beck & Pollitzer	5	9:33.886	46.742	1.053	78.01	1:51.198	4
25	169		12 Rob MILES	Suzuki - Ilkeston Printers/ Jtek Instruments	5	9:40.364	53.220	6.478	77.14	1:52.602	5
26	20	R	10 Jose TOUCEDA	Suzuki - Cell2	5	9:40.812	53.668	0.448	77.08	1:52.947	5
27	28	R	11 Dominic VEASEY	Suzuki -	5	9:44.180	57.036	3.368	76.64	1:53.933	5
28	43		13 Julian ENTICKNAP	Suzuki - Assesstech	5	9:46.311	59.167	2.131	76.36	1:55.050	5
29	39	R	12 Rob WILLIAMS	Suzuki -	5	10:05.924	1:18.780	19.613	73.89	1:56.734	5
30	23	R	13 Claire BECKETT	Suzuki -	5	10:51.165	2:04.021	45.241	68.75	2:08.377	5
31	83	R	14 Richard ROONEY	Suzuki -	5	10:51.575	2:04.431	0.410	68.71	2:06.640	3

NOT CLASSIFIED

DNF	82		Matt HINNELLS	Suzuki -	5	8:59.050	11.906		83.05	1:46.389	3
DNF	71	R	Neil MASON	Suzuki -	0						

FASTEST LAP

15	J	Adam CROSS	Suzuki - G C Haulage	4	1:43.908	86.17 mph	138.68 kph
87		Simon SCHUG	Suzuki - MAK Fencing/More Moto	3	1:45.197	85.12 mph	136.98 kph
40	R	Paul WILBY	Suzuki - Nutsmoto	4	1:47.617	83.20 mph	133.90 kph

Race stopped

Donington Park GP

Circuit Length = 2.4873 miles

Start: 14:41 Flag 14:50 End: 14:53

Weather / Track : Cloudy / Dry

These results are provisional until the conclusion of any judicial and technical matters.

Clerk Of Course :		Timekeeper :
-------------------	--	--------------

Results can be found at www.tsl-timing.com

Printed - 14:59 Sunday, 28 July 2013



BMCRC-MRO Championships 2013 - Donington GP

MRO Minitwins inc Juniors & Rookies

RACE 12 - LAP CHART

LAP 1		
NO	BEHIND	LAP TIME

88		1:48.736
41	0.530	1:49.266
87	0.700	1:49.436
15	1.049	1:49.785
95	1.546	1:50.282
112	1.664	1:50.400
82	2.547	1:51.283
22	2.608	1:51.344
40	3.390	1:52.126
98	4.146	1:52.882
121	5.213	1:53.949
5	5.764	1:54.500
30	6.417	1:55.153
8	7.458	1:56.194
52	7.796	1:56.532
19	8.087	1:56.823
122	9.266	1:58.002
27	9.891	1:58.627
62	10.498	1:59.234
81	10.507	1:59.243
51	11.537	2:00.273
45	12.835	2:01.571
75	13.150	2:01.886
28	14.461	2:03.197
73	14.972	2:03.708
43	15.597	2:04.333
92	15.944	2:04.680
169	16.451	2:05.187
20	16.804	2:05.540
39	23.233	2:11.969
23	26.199	2:14.935
83	31.062	2:19.798

LAP 2		
NO	BEHIND	LAP TIME

15		1:45.344
88	0.053	1:46.446
41	0.484	1:46.347
87	0.772	1:46.465
95	1.160	1:46.007
112	1.200	1:45.929
22	2.242	1:46.027
82	2.879	1:46.725
40	4.868	1:47.871
98	5.660	1:47.907
5	8.785	1:49.414
121	9.113	1:50.293
30	9.215	1:49.191
8	9.632	1:48.567
19	11.315	1:49.621
122	11.585	1:48.712
52	12.236	1:50.833
27	13.859	1:50.361
62	14.479	1:50.374
81	14.754	1:50.640
51	17.610	1:52.466
75	20.167	1:53.410
45	20.632	1:54.190
73	21.909	1:53.330
92	22.625	1:53.074
28	24.070	1:56.002
169	24.675	1:54.617

43	24.974	1:55.770
20	25.268	1:54.857
39	37.256	2:00.416
23	49.995	2:10.189
83	52.788	2:08.119

LAP 3		
NO	BEHIND	LAP TIME

15		1:44.132
88	1.175	1:45.254
41	1.421	1:45.069
87	1.837	1:45.197
95	2.178	1:45.150
112	2.395	1:45.327
82	5.136	1:46.389
22	5.182	1:47.072
40	9.375	1:48.639
98	9.655	1:48.127
121	13.620	1:48.639
5	14.024	1:49.371
30	14.037	1:48.954
8	14.146	1:48.646
122	15.948	1:48.495
19	16.879	1:49.696
52	17.645	1:49.541
27	19.032	1:49.305
81	20.575	1:49.953
62	20.767	1:50.420
51	25.765	1:52.287
75	27.779	1:51.744
45	28.494	1:51.994
73	29.811	1:52.034
92	30.455	1:51.962
169	34.522	1:53.979
20	35.117	1:53.981
28	36.243	1:56.305
43	36.802	1:55.960
39	51.950	1:58.826
23	1:15.067	2:09.204
83	1:15.296	2:06.640

LAP 4		
NO	BEHIND	LAP TIME

15		1:43.908
88	2.812	1:45.545
41	3.221	1:45.708
87	3.726	1:45.797
95	4.085	1:45.815
112	4.501	1:46.014
82	8.939	1:47.711
22	9.232	1:47.958
40	13.084	1:47.617
98	13.562	1:47.815
121	17.674	1:47.962
8	18.142	1:47.904
30	18.423	1:48.294
5	19.357	1:49.241
122	19.597	1:47.557
19	21.573	1:48.602
52	23.567	1:49.830
27	23.866	1:48.742
62	26.265	1:49.406
81	26.765	1:50.098
51	33.970	1:52.113

75	35.033	1:51.162
45	36.548	1:51.962
73	37.196	1:51.293
92	37.745	1:51.198
169	44.593	1:53.979
20	44.696	1:53.487
28	47.078	1:54.743
43	48.092	1:55.198
39	1:06.021	1:57.979
23	1:39.619	2:08.460
83	1:40.145	2:08.757

LAP 5		
NO	BEHIND	LAP TIME

15		1:43.975
88	4.656	1:45.819
41	4.884	1:45.638
95	5.316	1:45.206
87	5.961	1:46.210
112	6.482	1:45.956
22	11.316	1:46.059
82	11.906	1:46.942
40	17.612	1:48.503
98	18.171	1:48.584
121	23.336	1:49.637
8	23.450	1:49.283
30	23.834	1:49.386
122	24.398	1:48.776
5	24.780	1:49.398
19	26.532	1:48.934
27	29.233	1:49.342
52	29.562	1:49.970
62	31.967	1:49.677
81	32.281	1:49.491
51	42.447	1:52.452
75	42.882	1:51.824
45	45.318	1:52.745
73	45.689	1:52.468
92	46.742	1:52.972
169	53.220	1:52.602
20	53.668	1:52.947
28	57.036	1:53.933
43	59.167	1:55.050
39	1:18.780	1:56.734
23	2:04.021	2:08.377
83	2:04.431	2:08.261

Weather / Track : Cloudy / Dry

Results can be found at www.tsl-timing.com

Donington Park GP
Circuit Length = 2.4873 miles
Start: 14:41 Flag 14:50 End: 14:53

Printed - 15:01 Sunday, 28 July 2013

BMCRC-MRO Championships 2013 - Donington GP

MRO Minitwins inc Juniors & Rookies

RACE 12 - LAP ANALYSIS

DIFF = Difference To Personal Best Lap

P1 15 Adam CROSS				
LAP	LAP TIME	DIFF	MPH	TIME OF DAY
1 -	1:49.785	5.877	81.56	14:43:49.501
2 -	1:45.344	1.436	85.00	14:45:34.845
3 -	1:44.132 (3)	0.224	85.99	14:47:18.977
4 -	1:43.908 (1)		86.17	14:49:02.885
5 -	1:43.975 (2)	0.067	86.12	14:50:46.860

P2 88 Joe BUXTON				
LAP	LAP TIME	DIFF	MPH	TIME OF DAY
1 -	1:48.736	3.482	82.34	14:43:48.452
2 -	1:46.446	1.192	84.12	14:45:34.898
3 -	1:45.254 (1)		85.07	14:47:20.152
4 -	1:45.545 (2)	0.291	84.84	14:49:05.697
5 -	1:45.819 (3)	0.565	84.62	14:50:51.516

P3 41 Luke HARRIS				
LAP	LAP TIME	DIFF	MPH	TIME OF DAY
1 -	1:49.266	4.197	81.95	14:43:48.982
2 -	1:46.347	1.278	84.20	14:45:35.329
3 -	1:45.069 (1)		85.22	14:47:20.398
4 -	1:45.708 (3)	0.639	84.70	14:49:06.106
5 -	1:45.638 (2)	0.569	84.76	14:50:51.744

P4 95 Grant ROBERTSON				
LAP	LAP TIME	DIFF	MPH	TIME OF DAY
1 -	1:50.282	5.132	81.19	14:43:49.998
2 -	1:46.007	0.857	84.47	14:45:36.005
3 -	1:45.150 (1)		85.15	14:47:21.155
4 -	1:45.815 (3)	0.665	84.62	14:49:06.970
5 -	1:45.206 (2)	0.056	85.11	14:50:52.176

P5 87 Simon SCHUG				
LAP	LAP TIME	DIFF	MPH	TIME OF DAY
1 -	1:49.436	4.239	81.82	14:43:49.152
2 -	1:46.465	1.268	84.10	14:45:35.617
3 -	1:45.197 (1)		85.12	14:47:20.814
4 -	1:45.797 (2)	0.600	84.63	14:49:06.611
5 -	1:46.210 (3)	1.013	84.30	14:50:52.821

P6 112 James NAGY				
LAP	LAP TIME	DIFF	MPH	TIME OF DAY
1 -	1:50.400	5.073	81.10	14:43:50.116
2 -	1:45.929 (2)	0.602	84.53	14:45:36.045
3 -	1:45.327 (1)		85.01	14:47:21.372
4 -	1:46.014	0.687	84.46	14:49:07.386
5 -	1:45.956 (3)	0.629	84.51	14:50:53.342

P7 22 Jake POVAH				
LAP	LAP TIME	DIFF	MPH	TIME OF DAY
1 -	1:51.344	5.317	80.42	14:43:51.060
2 -	1:46.027 (1)		84.45	14:45:37.087
3 -	1:47.072 (3)	1.045	83.63	14:47:24.159
4 -	1:47.958	1.931	82.94	14:49:12.117
5 -	1:46.059 (2)	0.032	84.42	14:50:58.176

DIFF = Difference To Personal Best Lap

P8 40 Paul WILBY				
LAP	LAP TIME	DIFF	MPH	TIME OF DAY
1 -	1:52.126	4.509	79.86	14:43:51.842
2 -	1:47.871 (2)	0.254	83.01	14:45:39.713
3 -	1:48.639	1.022	82.42	14:47:28.352
4 -	1:47.617 (1)		83.20	14:49:15.969
5 -	1:48.503 (3)	0.886	82.52	14:51:04.472

P9 98 Steve TOPPING				
LAP	LAP TIME	DIFF	MPH	TIME OF DAY
1 -	1:52.882	5.067	79.32	14:43:52.598
2 -	1:47.907 (2)	0.092	82.98	14:45:40.505
3 -	1:48.127 (3)	0.312	82.81	14:47:28.632
4 -	1:47.815 (1)		83.05	14:49:16.447
5 -	1:48.584	0.769	82.46	14:51:05.031

P10 121 Roger MARSH				
LAP	LAP TIME	DIFF	MPH	TIME OF DAY
1 -	1:53.949	5.987	78.58	14:43:53.665
2 -	1:50.293	2.331	81.18	14:45:43.958
3 -	1:48.639 (2)	0.677	82.42	14:47:32.597
4 -	1:47.962 (1)		82.94	14:49:20.559
5 -	1:49.637 (3)	1.675	81.67	14:51:10.196

P11 8 Gerrard SPEAR				
LAP	LAP TIME	DIFF	MPH	TIME OF DAY
1 -	1:56.194	8.290	77.06	14:43:55.910
2 -	1:48.567 (2)	0.663	82.47	14:45:44.477
3 -	1:48.646 (3)	0.742	82.41	14:47:33.123
4 -	1:47.904 (1)		82.98	14:49:21.027
5 -	1:49.283	1.379	81.93	14:51:10.310

P12 30 Richard GOODE				
LAP	LAP TIME	DIFF	MPH	TIME OF DAY
1 -	1:55.153	6.859	77.76	14:43:54.869
2 -	1:49.191 (3)	0.897	82.00	14:45:44.060
3 -	1:48.954 (2)	0.660	82.18	14:47:33.014
4 -	1:48.294 (1)		82.68	14:49:21.308
5 -	1:49.386	1.092	81.86	14:51:10.694

P13 122 Andy WHITEHEAD				
LAP	LAP TIME	DIFF	MPH	TIME OF DAY
1 -	1:58.002	10.445	75.88	14:43:57.718
2 -	1:48.712 (3)	1.155	82.36	14:45:46.430
3 -	1:48.495 (2)	0.938	82.53	14:47:34.925
4 -	1:47.557 (1)		83.25	14:49:22.482
5 -	1:48.776	1.219	82.32	14:51:11.258

P14 5 Barry MANTELL				
LAP	LAP TIME	DIFF	MPH	TIME OF DAY
1 -	1:54.500	5.259	78.20	14:43:54.216
2 -	1:49.414	0.173	81.84	14:45:43.630
3 -	1:49.371 (2)	0.130	81.87	14:47:33.001
4 -	1:49.241 (1)		81.96	14:49:22.242
5 -	1:49.398 (3)	0.157	81.85	14:51:11.640

Weather / Track : Cloudy / Dry

Donington Park GP

Circuit Length = 2.4873 miles

Start: 14:41 Flag 14:50 End: 14:53

BMCRC-MRO Championships 2013 - Donington GP

MRO Minitwins inc Juniors & Rookies

RACE 12 - LAP ANALYSIS

DIFF = Difference To Personal Best Lap

P15 19 Kevin LILLEY				
LAP	LAP TIME	DIFF	MPH	TIME OF DAY
1 -	1:56.823	8.221	76.64	14:43:56.539
2 -	1:49.621 (3)	1.019	81.68	14:45:46.160
3 -	1:49.696	1.094	81.62	14:47:35.856
4 -	1:48.602 (1)		82.45	14:49:24.458
5 -	1:48.934 (2)	0.332	82.20	14:51:13.392

P16 27 Gabrielle BURNE				
LAP	LAP TIME	DIFF	MPH	TIME OF DAY
1 -	1:58.627	9.885	75.48	14:43:58.343
2 -	1:50.361	1.619	81.13	14:45:48.704
3 -	1:49.305 (2)	0.563	81.92	14:47:38.009
4 -	1:48.742 (1)		82.34	14:49:26.751
5 -	1:49.342 (3)	0.600	81.89	14:51:16.093

P17 52 Paul JOHNSTON				
LAP	LAP TIME	DIFF	MPH	TIME OF DAY
1 -	1:56.532	6.991	76.84	14:43:56.248
2 -	1:50.833	1.292	80.79	14:45:47.081
3 -	1:49.541 (1)		81.74	14:47:36.622
4 -	1:49.830 (2)	0.289	81.53	14:49:26.452
5 -	1:49.970 (3)	0.429	81.42	14:51:16.422

P18 62 Paul WHEATLEY				
LAP	LAP TIME	DIFF	MPH	TIME OF DAY
1 -	1:59.234	9.828	75.09	14:43:58.950
2 -	1:50.374 (3)	0.968	81.12	14:45:49.324
3 -	1:50.420	1.014	81.09	14:47:39.744
4 -	1:49.406 (1)		81.84	14:49:29.150
5 -	1:49.677 (2)	0.271	81.64	14:51:18.827

P19 81 Malvern MAY				
LAP	LAP TIME	DIFF	MPH	TIME OF DAY
1 -	1:59.243	9.752	75.09	14:43:58.959
2 -	1:50.640	1.149	80.93	14:45:49.599
3 -	1:49.953 (2)	0.462	81.43	14:47:39.552
4 -	1:50.098 (3)	0.607	81.33	14:49:29.650
5 -	1:49.491 (1)		81.78	14:51:19.141

P20 51 Theo RUTTER				
LAP	LAP TIME	DIFF	MPH	TIME OF DAY
1 -	2:00.273	8.160	74.45	14:43:59.989
2 -	1:52.466	0.353	79.61	14:45:52.455
3 -	1:52.287 (2)	0.174	79.74	14:47:44.742
4 -	1:52.113 (1)		79.86	14:49:36.855
5 -	1:52.452 (3)	0.339	79.62	14:51:29.307

P21 75 Leigh BRADBURY				
LAP	LAP TIME	DIFF	MPH	TIME OF DAY
1 -	2:01.886	10.724	73.46	14:44:01.602
2 -	1:53.410	2.248	78.95	14:45:55.012
3 -	1:51.744 (2)	0.582	80.13	14:47:46.756
4 -	1:51.162 (1)		80.55	14:49:37.918
5 -	1:51.824 (3)	0.662	80.07	14:51:29.742

DIFF = Difference To Personal Best Lap

P22 45 Ricardo GARROTE				
LAP	LAP TIME	DIFF	MPH	TIME OF DAY
1 -	2:01.571	9.609	73.65	14:44:01.287
2 -	1:54.190	2.228	78.41	14:45:55.477
3 -	1:51.994 (2)	0.032	79.95	14:47:47.471
4 -	1:51.962 (1)		79.97	14:49:39.433
5 -	1:52.745 (3)	0.783	79.42	14:51:32.178

P23 73 Vince LEWIN				
LAP	LAP TIME	DIFF	MPH	TIME OF DAY
1 -	2:03.708	12.415	72.38	14:44:03.424
2 -	1:53.330	2.037	79.01	14:45:56.754
3 -	1:52.034 (2)	0.741	79.92	14:47:48.788
4 -	1:51.293 (1)		80.45	14:49:40.081
5 -	1:52.468 (3)	1.175	79.61	14:51:32.549

P24 92 Matt LAST				
LAP	LAP TIME	DIFF	MPH	TIME OF DAY
1 -	2:04.680	13.482	71.81	14:44:04.396
2 -	1:53.074	1.876	79.19	14:45:57.470
3 -	1:51.962 (2)	0.764	79.97	14:47:49.432
4 -	1:51.198 (1)		80.52	14:49:40.630
5 -	1:52.972 (3)	1.774	79.26	14:51:33.602

P25 169 Rob MILES				
LAP	LAP TIME	DIFF	MPH	TIME OF DAY
1 -	2:05.187	12.585	71.52	14:44:04.903
2 -	1:54.617	2.015	78.12	14:45:59.520
3 -	1:53.979 (2)	1.377	78.56	14:47:53.499
4 -	1:53.979 (2)	1.377	78.56	14:49:47.478
5 -	1:52.602 (1)		79.52	14:51:40.080

P26 20 Jose TOUCEDA				
LAP	LAP TIME	DIFF	MPH	TIME OF DAY
1 -	2:05.540	12.593	71.32	14:44:05.256
2 -	1:54.857	1.910	77.96	14:46:00.113
3 -	1:53.981 (3)	1.034	78.56	14:47:54.094
4 -	1:53.487 (2)	0.540	78.90	14:49:47.581
5 -	1:52.947 (1)		79.28	14:51:40.528

P27 28 Dominic VEASEY				
LAP	LAP TIME	DIFF	MPH	TIME OF DAY
1 -	2:03.197	9.264	72.68	14:44:02.913
2 -	1:56.002 (3)	2.069	77.19	14:45:58.915
3 -	1:56.305	2.372	76.99	14:47:55.220
4 -	1:54.743 (2)	0.810	78.03	14:49:49.963
5 -	1:53.933 (1)		78.59	14:51:43.896

P28 43 Julian ENTICKNAP				
LAP	LAP TIME	DIFF	MPH	TIME OF DAY
1 -	2:04.333	9.283	72.01	14:44:04.049
2 -	1:55.770 (3)	0.720	77.34	14:45:59.819
3 -	1:55.960	0.910	77.22	14:47:55.779
4 -	1:55.198 (2)	0.148	77.73	14:49:50.977
5 -	1:55.050 (1)		77.83	14:51:46.027

Weather / Track : Cloudy / Dry

Donington Park GP

Circuit Length = 2.4873 miles

Start: 14:41 Flag 14:50 End: 14:53

BMCRC-MRO Championships 2013 - Donington GP

MRO Minitwins inc Juniors & Rookies

RACE 12 - LAP ANALYSIS

DIFF = Difference To Personal Best Lap

P29 39 Rob WILLIAMS				
LAP	LAP TIME	DIFF	MPH	TIME OF DAY
1 -	2:11.969	15.235	67.85	14:44:11.685
2 -	2:00.416	3.682	74.36	14:46:12.101
3 -	1:58.826 (3)	2.092	75.35	14:48:10.927
4 -	1:57.979 (2)	1.245	75.89	14:50:08.906
5 -	1:56.734 (1)		76.70	14:52:05.640

P30 23 Claire BECKETT				
LAP	LAP TIME	DIFF	MPH	TIME OF DAY
1 -	2:14.935	6.558	66.36	14:44:14.651
2 -	2:10.189	1.812	68.78	14:46:24.840
3 -	2:09.204 (3)	0.827	69.30	14:48:34.044
4 -	2:08.460 (2)	0.083	69.70	14:50:42.504
5 -	2:08.377 (1)		69.75	14:52:50.881

P31 83 Richard ROONEY				
LAP	LAP TIME	DIFF	MPH	TIME OF DAY
1 -	2:19.798	13.158	64.05	14:44:19.514
2 -	2:08.119 (2)	1.479	69.89	14:46:27.633
3 -	2:06.640 (1)		70.70	14:48:34.273
4 -	2:08.757	2.117	69.54	14:50:43.030
5 -	2:08.261 (3)	1.621	69.81	14:52:51.291

P32 82 Matt HINNELLS				
LAP	LAP TIME	DIFF	MPH	TIME OF DAY
1 -	1:51.283	4.894	80.46	14:43:50.999
2 -	1:46.725 (2)	0.336	83.90	14:45:37.724
3 -	1:46.389 (1)		84.16	14:47:24.113
4 -	1:47.711	1.322	83.13	14:49:11.824
5 -	1:46.942 (3)	0.553	83.73	14:50:58.766



National Junior Cup

Round 6
Donington Park

27th & 28th July 2013



Results Provided by Timing Solutions Ltd
www.tsl-timing.com

BMCRC-MRO Championships 2013 - Donington GP

Rapid Solicitors National Junior Cup

FREE PRACTICE - CLASSIFICATION



POS	NO	CL	PIC NAME	ENTRY	TIME	ON	LAPS	GAP	DIFF	MPH
1	35	NJC	1 Stefan HILL	Kawasaki - Astro Van Centre	1:57.283	4	4			76.34
2	99	NJC	2 Callum GRIGOR	Kawasaki - Vale Livestock/Kirkcaldy Kawa/Nae Danger	1:58.190	4	5	0.907	0.907	75.76
3	2	NJC	3 Max ALEXANDER	Kawasaki - Clydebank Oil/Willis school of Motoring	1:58.353	5	5	1.070	0.163	75.65
4	12	NJC	4 Thomas LODGE	Kawasaki - Earnshaws	1:58.409	2	5	1.126	0.056	75.62
5	17	NJC	5 Carl STEVENS	Kawasaki - Gizmo Galaxy	1:59.691	3	4	2.408	1.282	74.81
6	32	NJC	6 Mark PIPER	Kawasaki -	2:00.450	3	4	3.167	0.759	74.34
7	65	NJC	7 Loris HUNT	Kawasaki -	2:01.745	2	2	4.462	1.295	73.55
8	111	NJC	8 Ryan FOLKES	Kawasaki -	2:02.187	4	4	4.904	0.442	73.28
9	18	NJC	9 Alex MURLEY	Kawasaki -	2:04.225	3	4	6.942	2.038	72.08
10	22	NJC	10 Owen CHISLETT BRUCE	Kawasaki - New Forest Chimney	2:13.386	4	4	16.103	9.161	67.13
11	11	NJC	11 Reece GUYETT	Kawasaki - Rose MOT Centre	2:18.609	1	4	21.326	5.223	64.60

Weather / Track : Cloudy / Dry

These results are provisional until the conclusion of any judicial and technical matters.

Donington Park GP

Circuit Length = 2.4873 miles

Start: 10:33 Flag 10:44 End: 10:47

Clerk Of Course :		Timekeeper :
-------------------	--	--------------

Results can be found at www.tsl-timing.com

Printed - 10:48 Saturday, 27 July 2013



BMCRC-MRO Championships 2013 - Donington GP

Rapid Solicitors National Junior Cup

FREE PRACTICE - LAP ANALYSIS

DIFF = Difference To Personal Best Lap

P1 35 Stefan HILL				
LAP	LAP TIME	DIFF	MPH	TIME OF DAY
1 -	2:12.068 (3)	14.785	67.80	10:38:34.915
2 -	2:06.294 (2)	9.011	70.90	10:40:41.209
3 -	2:13.188	15.905	67.23	10:42:54.397
4 -	1:57.283 (1)		76.34	10:44:51.680

P2 99 Callum GRIGOR				
LAP	LAP TIME	DIFF	MPH	TIME OF DAY
1 -	2:00.168 (3)	1.978	74.51	10:38:22.220
2 -	2:00.308	2.118	74.42	10:40:22.528
3 -	2:04.487	6.297	71.93	10:42:27.015
4 -	1:58.190 (1)		75.76	10:44:25.205
5 -	1:58.231 (2)	0.041	75.73	10:46:23.436

P3 2 Max ALEXANDER				
LAP	LAP TIME	DIFF	MPH	TIME OF DAY
1 -	2:00.247 (3)	1.894	74.46	10:38:22.449
2 -	2:01.602	3.249	73.63	10:40:24.051
3 -	1:58.750 (2)	0.397	75.40	10:42:22.801
4 -	2:01.753	3.400	73.54	10:44:24.554
5 -	1:58.353 (1)		75.65	10:46:22.907

P4 12 Thomas LODGE				
LAP	LAP TIME	DIFF	MPH	TIME OF DAY
1 -	2:01.935	3.526	73.43	10:38:26.684
2 -	1:58.409 (1)		75.62	10:40:25.093
3 -	2:00.977	2.568	74.01	10:42:26.070
4 -	2:00.472 (3)	2.063	74.32	10:44:26.542
5 -	1:59.450 (2)	1.041	74.96	10:46:25.992

P5 17 Carl STEVENS				
LAP	LAP TIME	DIFF	MPH	TIME OF DAY
1 -	2:36.032	36.341	57.38	10:39:12.585
2 -	2:00.856 (3)	1.165	74.09	10:41:13.441
3 -	1:59.691 (1)		74.81	10:43:13.132
4 -	1:59.913 (2)	0.222	74.67	10:45:13.045

P6 32 Mark PIPER				
LAP	LAP TIME	DIFF	MPH	TIME OF DAY
1 -	2:08.925	8.475	69.45	10:38:35.220
2 -	2:03.681 (3)	3.231	72.39	10:40:38.901
3 -	2:00.450 (1)		74.34	10:42:39.351
4 -	2:01.196 (2)	0.746	73.88	10:44:40.547

P7 65 Loris HUNT				
LAP	LAP TIME	DIFF	MPH	TIME OF DAY
1 -	2:04.115 (2)	2.370	72.14	10:39:00.643
2 -	2:01.745 (1)		73.55	10:41:02.388

P8 111 Ryan FOLKES				
LAP	LAP TIME	DIFF	MPH	TIME OF DAY
1 -	2:05.466 (3)	3.279	71.36	10:38:46.612
2 -	2:05.676	3.489	71.25	10:40:52.288
3 -	2:04.375 (2)	2.188	71.99	10:42:56.663
4 -	2:02.187 (1)		73.28	10:44:58.850

DIFF = Difference To Personal Best Lap

P9 18 Alex MURLEY				
LAP	LAP TIME	DIFF	MPH	TIME OF DAY
1 -	2:08.233	4.008	69.82	10:38:50.837
2 -	2:06.907 (2)	2.682	70.55	10:40:57.744
3 -	2:04.225 (1)		72.08	10:43:01.969
4 -	2:07.389 (3)	3.164	70.29	10:45:09.358

P10 22 Owen CHISLETT BRUCE				
LAP	LAP TIME	DIFF	MPH	TIME OF DAY
1 -	2:15.551	2.165	66.05	10:38:53.914
2 -	2:14.036 (2)	0.650	66.80	10:41:07.950
3 -	2:14.561 (3)	1.175	66.54	10:43:22.511
4 -	2:13.386 (1)		67.13	10:45:35.897

P11 11 Reece GUYETT				
LAP	LAP TIME	DIFF	MPH	TIME OF DAY
1 -	2:18.609 (1)		64.60	10:39:02.229
2 -	2:19.499 (2)	0.890	64.19	10:41:21.728
3 -	2:20.356 (3)	1.747	63.79	10:43:42.084
4 -	2:21.219	2.610	63.40	10:46:03.303

Weather / Track : Cloudy / Dry

Results can be found at www.tsl-timing.com

Donington Park GP

Circuit Length = 2.4873 miles

Start: 10:33 Flag 10:44 End: 10:47

Printed - 10:49 Saturday, 27 July 2013

BMCRC-MRO Championships 2013 - Donington GP

Rapid Solicitors National Junior Cup

QUALIFYING - CLASSIFICATION



POS	NO	CL	PIC NAME	ENTRY	TIME	ON	LAPS	GAP	DIFF	MPH
1	35	NJC	1 Stefan HILL	Kawasaki - Astro Van Centre	1:53.211	5	5			79.09
2	12	NJC	2 Thomas LODGE	Kawasaki - Earnshaws	1:54.494	4	5	1.283	1.283	78.20
3	2	NJC	3 Max ALEXANDER	Kawasaki - Clydebank Oil/Willis school of Motoring	1:55.356	3	5	2.145	0.862	77.62
4	32	NJC	4 Mark PIPER	Kawasaki -	1:55.540	3	5	2.329	0.184	77.50
5	99	NJC	5 Callum GRIGOR	Kawasaki - Vale Livestock/Kirkcaldy Kawa/Nae Danger	1:55.965	3	5	2.754	0.425	77.21
6	17	NJC	6 Carl STEVENS	Kawasaki - Gizmo Galaxy	1:56.967	3	5	3.756	1.002	76.55
7	111	NJC	7 Ryan FOLKES	Kawasaki -	1:57.821	4	5	4.610	0.854	76.00
8	65	NJC	8 Loris HUNT	Kawasaki -	2:00.174	2	3	6.963	2.353	74.51
9	18	NJC	9 Alex MURLEY	Kawasaki -	2:03.834	3	4	10.623	3.660	72.31
10	22	NJC	10 Owen CHISLETT BRUCE	Kawasaki - New Forest Chimney	2:05.349	4	5	12.138	1.515	71.43
11	11	NJC	11 Reece GUYETT	Kawasaki - Rose MOT Centre	2:17.450	2	4	24.239	12.101	65.14

Weather / Track : Cloudy / Dry

These results are provisional until the conclusion of any judicial and technical matters.

Donington Park GP

Circuit Length = 2.4873 miles

Start: 11:33 Flag 11:46 End: 11:48

Clerk Of Course :	Timekeeper :
-------------------	--------------

Results can be found at www.tsl-timing.com

Printed - 11:50 Saturday, 27 July 2013



BMCRC-MRO Championships 2013 - Donington GP

Rapid Solicitors National Junior Cup

QUALIFYING - LAP ANALYSIS

DIFF = Difference To Personal Best Lap

P1 35 Stefan HILL				
LAP	LAP TIME	DIFF	MPH	TIME OF DAY
1 -	1:55.051 (2)	1.840	77.83	11:38:40.235
2 -	1:55.103	1.892	77.79	11:40:35.338
3 -	1:55.294	2.083	77.66	11:42:30.632
4 -	1:55.069 (3)	1.858	77.81	11:44:25.701
5 -	1:53.211 (1)		79.09	11:46:18.912

P2 12 Thomas LODGE				
LAP	LAP TIME	DIFF	MPH	TIME OF DAY
1 -	1:55.222	0.728	77.71	11:38:46.429
2 -	1:54.983 (3)	0.489	77.87	11:40:41.412
3 -	1:54.949 (2)	0.455	77.89	11:42:36.361
4 -	1:54.494 (1)		78.20	11:44:30.855
5 -	1:55.247	0.753	77.69	11:46:26.102

P3 2 Max ALEXANDER				
LAP	LAP TIME	DIFF	MPH	TIME OF DAY
1 -	1:56.305	0.949	76.99	11:38:50.878
2 -	1:56.290 (3)	0.934	77.00	11:40:47.168
3 -	1:55.356 (1)		77.62	11:42:42.524
4 -	1:55.436 (2)	0.080	77.57	11:44:37.960
5 -	1:56.331	0.975	76.97	11:46:34.291

P4 32 Mark PIPER				
LAP	LAP TIME	DIFF	MPH	TIME OF DAY
1 -	1:57.976	2.436	75.90	11:38:51.272
2 -	1:56.965 (2)	1.425	76.55	11:40:48.237
3 -	1:55.540 (1)		77.50	11:42:43.777
4 -	1:57.352 (3)	1.812	76.30	11:44:41.129
5 -	1:59.996	4.456	74.62	11:46:41.125

P5 99 Callum GRIGOR				
LAP	LAP TIME	DIFF	MPH	TIME OF DAY
1 -	1:56.520 (3)	0.555	76.84	11:38:53.257
2 -	1:56.718	0.753	76.71	11:40:49.975
3 -	1:55.965 (1)		77.21	11:42:45.940
4 -	1:56.086 (2)	0.121	77.13	11:44:42.026
5 -	1:56.577	0.612	76.81	11:46:38.603

P6 17 Carl STEVENS				
LAP	LAP TIME	DIFF	MPH	TIME OF DAY
1 -	1:58.722	1.755	75.42	11:38:55.268
2 -	1:57.112 (2)	0.145	76.46	11:40:52.380
3 -	1:56.967 (1)		76.55	11:42:49.347
4 -	1:57.280 (3)	0.313	76.35	11:44:46.627
5 -	1:59.508	2.541	74.92	11:46:46.135

P7 111 Ryan FOLKES				
LAP	LAP TIME	DIFF	MPH	TIME OF DAY
1 -	2:00.064 (2)	2.243	74.58	11:39:00.521
2 -	2:00.283 (3)	2.462	74.44	11:41:00.804
3 -	2:00.744	2.923	74.16	11:43:01.548
4 -	1:57.821 (1)		76.00	11:44:59.369
5 -	2:02.155	4.334	73.30	11:47:01.524

DIFF = Difference To Personal Best Lap

P8 65 Loris HUNT				
LAP	LAP TIME	DIFF	MPH	TIME OF DAY
1 -	2:02.930 (2)	2.756	72.84	11:39:24.091
2 -	2:00.174 (1)		74.51	11:41:24.265
3 -	2:18.038 P	17.864	64.86	11:43:42.303

P9 18 Alex MURLEY				
LAP	LAP TIME	DIFF	MPH	TIME OF DAY
1 -	2:05.291 (2)	1.457	71.46	11:39:14.439
2 -	2:07.415 (3)	3.581	70.27	11:41:21.854
3 -	2:03.834 (1)		72.31	11:43:25.688
4 -	4:14.513	2:10.679	35.18	11:47:40.201

P10 22 Owen CHISLETT BRUCE				
LAP	LAP TIME	DIFF	MPH	TIME OF DAY
1 -	2:09.526	4.177	69.13	11:39:12.269
2 -	2:07.150	1.801	70.42	11:41:19.419
3 -	2:05.843 (2)	0.494	71.15	11:43:25.262
4 -	2:05.349 (1)		71.43	11:45:30.611
5 -	2:06.194 (3)	0.845	70.95	11:47:36.805

P11 11 Reece GUYETT				
LAP	LAP TIME	DIFF	MPH	TIME OF DAY
1 -	2:18.362 (2)	0.912	64.71	11:39:28.290
2 -	2:17.450 (1)		65.14	11:41:45.740
3 -	2:21.245	3.795	63.39	11:44:06.985
4 -	2:18.491 (3)	1.041	64.65	11:46:25.476

Weather / Track : Cloudy / Dry

Results can be found at www.tsl-timing.com

Donington Park GP
Circuit Length = 2.4873 miles
Start: 11:33 Flag 11:46 End: 11:48

Printed - 11:51 Saturday, 27 July 2013

BMCRC-MRO Championships 2013 - Donington GP

Rapid Solicitors National Junior Cup

RACE 6 - GRID



ROW 3			11 11 Reece GUYETT 2:17.450	10 22 Owen CHISLETT BRUCE 2:05.349	9 18 Alex MURLEY 2:03.834
ROW 2	8 65 Loris HUNT 2:00.174	7 111 Ryan FOLKES 1:57.821	6 17 Carl STEVENS 1:56.967	5 99 Callum GRIGOR 1:55.965	
ROW 1	4 32 Mark PIPER 1:55.540	3 2 Max ALEXANDER 1:55.356	2 12 Thomas LODGE 1:54.494	1 35 Stefan HILL 1:53.211	Pole

Donington Park GP
Circuit Length = 2.4873 miles

These results are provisional until the conclusion of any judicial and technical matters.

Clerk Of Course :		Timekeeper :
-------------------	--	--------------

Results can be found at www.tsl-timing.com

Printed - 11:58 Saturday, 27 July 2013



BMCRC-MRO Championships 2013 - Donington GP

Rapid Solicitors National Junior Cup

RACE 6 - CLASSIFICATION



POS	NO	NAME	ENTRY	LAPS	TIME	GAP	DIFF	MPH	BEST	ON
1	35 *	Stefan HILL	Kawasaki - Astro Van Centre	7	13:15.592			78.78	1:53.095	5
2	12	Thomas LODGE	Kawasaki - Earnshaws	7	13:23.543	7.951	7.951	78.00	1:53.586	3
3	2	Max ALEXANDER	Kawasaki - Clydebank Oil/Willis school of Motoring	7	13:29.207	13.615	5.664	77.45	1:54.088	2
4	32	Mark PIPER	Kawasaki -	7	13:38.122	22.530	8.915	76.61	1:55.887	5
5	99	Callum GRIGOR	Kawasaki - Vale Livestock/Kirkcaldy Kawa/Nae Dan	7	13:38.441	22.849	0.319	76.58	1:55.166	2
6	111	Ryan FOLKES	Kawasaki -	7	13:39.156	23.564	0.715	76.51	1:54.694	5
7	17	Carl STEVENS	Kawasaki - Gizmo Galaxy	7	13:48.574	32.982	9.418	75.64	1:57.327	2
8	22	Owen CHISLETT BRUCE	Kawasaki - New Forest Chimney	7	14:43.544	1:27.952	54.970	70.94	2:04.976	6

NOT CLASSIFIED

DNF	65	Loris HUNT	Kawasaki -	5	10:27.535	2 Laps	2 Laps	71.34	1:57.349	2
DNF	11	Reece GUYETT	Kawasaki - Rose MOT Centre	5	12:12.966	2 Laps	1:45.431	61.08	2:15.671	1
DNF	18	Alex MURLEY	Kawasaki -	0						

FASTEST LAP

	35	Stefan HILL	Kawasaki - Astro Van Centre	5	1:53.095			79.17 mph	127.42 kph	
--	----	-------------	-----------------------------	---	----------	--	--	-----------	------------	--

* Bike 35 - No working transponder

Weather / Track : Cloudy / Dry

These results are provisional until the conclusion of any judicial and technical matters.

Donington Park GP

Circuit Length = 2.4873 miles

Start: 16:13 Flag 16:26 End: 16:28

Clerk Of Course :		Timekeeper :	
-------------------	--	--------------	--

Results can be found at www.tsl-timing.com

Printed - 16:28 Saturday, 27 July 2013



BMCRC-MRO Championships 2013 - Donington GP

Rapid Solicitors National Junior Cup

RACE 6 - LAP CHART

LAP 1		
NO	BEHIND	LAP TIME

35		1:55.121
12	1.358	1:56.479
2	2.094	1:57.215
99	2.921	1:58.042
32	3.492	1:58.613
17	5.241	2:00.362
65	5.726	2:00.847
111	7.960	2:03.081
22	12.892	2:08.013
11	20.550	2:15.671

LAP 2		
NO	BEHIND	LAP TIME

35		1:54.104
12	1.777	1:54.523
2	2.078	1:54.088
99	3.983	1:55.166
32	5.302	1:55.914
17	8.464	1:57.327
65	8.971	1:57.349
111	10.928	1:57.072
22	25.450	2:06.662
11	43.240	2:16.794

LAP 3		
NO	BEHIND	LAP TIME

35		1:53.418
12	1.945	1:53.586
2	2.801	1:54.141
99	6.175	1:55.610
32	8.880	1:56.996
17	12.550	1:57.504
65	13.176	1:57.623
111	13.358	1:55.848
22	38.599	2:06.567
11	1:09.252	2:19.430

LAP 4		
NO	BEHIND	LAP TIME

35		1:53.346
12	2.626	1:54.027
2	3.673	1:54.218
99	10.606	1:57.777
32	12.996	1:57.462
111	16.526	1:56.514
17	17.270	1:58.066
65	17.813	1:57.983
22	51.866	2:06.613
11	1:47.654	2:31.748

LAP 5		
NO	BEHIND	LAP TIME

35		1:53.095
12	3.792	1:54.261
2	5.285	1:54.707
99	15.002	1:57.491
32	15.788	1:55.887
111	18.125	1:54.694
17	21.805	1:57.630

65	58.451	2:33.733 P
22	1:04.141	2:05.370

LAP 6		
NO	BEHIND	LAP TIME

35		1:53.216
12	6.299	1:55.723
2	10.140	1:58.071
32	19.584	1:57.012
99	20.095	1:58.309
111	20.847	1:55.938
17	28.240	1:59.651
11	1 Lap	2:49.323 P
22	1:15.901	2:04.976

LAP 7		
NO	BEHIND	LAP TIME

35		1:53.292
12	7.951	1:54.944
2	13.615	1:56.767
32	22.530	1:56.238
99	22.849	1:56.046
111	23.564	1:56.009
17	32.982	1:58.034
22	1:27.952	2:05.343

Weather / Track : Cloudy / Dry

Results can be found at www.tsl-timing.com

Donington Park GP
Circuit Length = 2.4873 miles
Start: 16:13 Flag 16:26 End: 16:28

Printed - 16:33 Saturday, 27 July 2013

BMCRC-MRO Championships 2013 - Donington GP

Rapid Solicitors National Junior Cup

RACE 6 - LAP ANALYSIS

DIFF = Difference To Personal Best Lap

P1 35 Stefan HILL				
LAP	LAP TIME	DIFF	MPH	TIME OF DAY
1 -	1:55.121	2.026	77.78	16:15:07.568
2 -	1:54.104	1.009	78.47	16:17:01.672
3 -	1:53.418	0.323	78.95	16:18:55.090
4 -	1:53.346	0.251	79.00	16:20:48.436
5 -	1:53.095 (1)		79.17	16:22:41.531
6 -	1:53.216 (2)	0.121	79.09	16:24:34.747
7 -	1:53.292 (3)	0.197	79.03	16:26:28.039

P2 12 Thomas LODGE				
LAP	LAP TIME	DIFF	MPH	TIME OF DAY
1 -	1:56.479	2.893	76.87	16:15:08.926
2 -	1:54.523	0.937	78.18	16:17:03.449
3 -	1:53.586 (1)		78.83	16:18:57.035
4 -	1:54.027 (2)	0.441	78.52	16:20:51.062
5 -	1:54.261 (3)	0.675	78.36	16:22:45.323
6 -	1:55.723	2.137	77.37	16:24:41.046
7 -	1:54.944	1.358	77.90	16:26:35.990

P3 2 Max ALEXANDER				
LAP	LAP TIME	DIFF	MPH	TIME OF DAY
1 -	1:57.215	3.127	76.39	16:15:09.662
2 -	1:54.088 (1)		78.48	16:17:03.750
3 -	1:54.141 (2)	0.053	78.45	16:18:57.891
4 -	1:54.218 (3)	0.130	78.39	16:20:52.109
5 -	1:54.707	0.619	78.06	16:22:46.816
6 -	1:58.071	3.983	75.83	16:24:44.887
7 -	1:56.767	2.679	76.68	16:26:41.654

P4 32 Mark PIPER				
LAP	LAP TIME	DIFF	MPH	TIME OF DAY
1 -	1:58.613	2.726	75.49	16:15:11.060
2 -	1:55.914 (2)	0.027	77.25	16:17:06.974
3 -	1:56.996	1.109	76.53	16:19:03.970
4 -	1:57.462	1.575	76.23	16:21:01.432
5 -	1:55.887 (1)		77.26	16:22:57.319
6 -	1:57.012	1.125	76.52	16:24:54.331
7 -	1:56.238 (3)	0.351	77.03	16:26:50.569

P5 99 Callum GRIGOR				
LAP	LAP TIME	DIFF	MPH	TIME OF DAY
1 -	1:58.042	2.876	75.85	16:15:10.489
2 -	1:55.166 (1)		77.75	16:17:05.655
3 -	1:55.610 (2)	0.444	77.45	16:19:01.265
4 -	1:57.777	2.611	76.02	16:20:59.042
5 -	1:57.491	2.325	76.21	16:22:56.533
6 -	1:58.309	3.143	75.68	16:24:54.842
7 -	1:56.046 (3)	0.880	77.16	16:26:50.888

P6 111 Ryan FOLKES				
LAP	LAP TIME	DIFF	MPH	TIME OF DAY
1 -	2:03.081	8.387	72.75	16:15:15.528
2 -	1:57.072	2.378	76.48	16:17:12.600
3 -	1:55.848 (2)	1.154	77.29	16:19:08.448
4 -	1:56.514	1.820	76.85	16:21:04.962
5 -	1:54.694 (1)		78.07	16:22:59.656
6 -	1:55.938 (3)	1.244	77.23	16:24:55.594
7 -	1:56.009	1.315	77.18	16:26:51.603

DIFF = Difference To Personal Best Lap

P7 17 Carl STEVENS				
LAP	LAP TIME	DIFF	MPH	TIME OF DAY
1 -	2:00.362	3.035	74.39	16:15:12.809
2 -	1:57.327 (1)		76.32	16:17:10.136
3 -	1:57.504 (2)	0.177	76.20	16:19:07.640
4 -	1:58.066	0.739	75.84	16:21:05.706
5 -	1:57.630 (3)	0.303	76.12	16:23:03.336
6 -	1:59.651	2.324	74.83	16:25:02.987
7 -	1:58.034	0.707	75.86	16:27:01.021

P8 22 Owen CHISLETT BRUCE				
LAP	LAP TIME	DIFF	MPH	TIME OF DAY
1 -	2:08.013	3.037	69.94	16:15:20.460
2 -	2:06.662	1.686	70.69	16:17:27.122
3 -	2:06.567	1.591	70.74	16:19:33.689
4 -	2:06.613	1.637	70.72	16:21:40.302
5 -	2:05.370 (3)	0.394	71.42	16:23:45.672
6 -	2:04.976 (1)		71.64	16:25:50.648
7 -	2:05.343 (2)	0.367	71.43	16:27:55.991

P9 65 Loris HUNT				
LAP	LAP TIME	DIFF	MPH	TIME OF DAY
1 -	2:00.847	3.498	74.09	16:15:13.294
2 -	1:57.349 (1)		76.30	16:17:10.643
3 -	1:57.623 (2)	0.274	76.12	16:19:08.266
4 -	1:57.983 (3)	0.634	75.89	16:21:06.249
5 -	2:33.733 P	36.384	58.24	16:23:39.982

P10 11 Reece GUYETT				
LAP	LAP TIME	DIFF	MPH	TIME OF DAY
1 -	2:15.671 (1)		66.00	16:15:28.118
2 -	2:16.794 (2)	1.122	65.45	16:17:44.912
3 -	2:19.430 (3)	3.758	64.22	16:20:04.342
4 -	2:31.748	16.076	59.00	16:22:36.090
5 -	2:49.323 P	33.651	52.88	16:25:25.413

Weather / Track : Cloudy / Dry

Results can be found at www.tsl-timing.com

Donington Park GP

Circuit Length = 2.4873 miles

Start: 16:13 Flag 16:26 End: 16:28

Printed - 16:34 Saturday, 27 July 2013


BMCRC-MRO Championships 2013 - Donington GP

Rapid Solicitors National Junior Cup

RACE 5 - GRID



ROW 3	11	18 Alex MURLEY	10	11 Reece GUYETT	9	65 Loris HUNT		
ROW 2	8	22 Owen CHISLETT BRUCE	7	17 Carl STEVENS	6	111 Ryan FOLKES	5	99 Callum GRIGOR
ROW 1	4	32 Mark PIPER	3	2 Max ALEXANDER	2	12 Thomas LODGE	1	35 Stefan HILL Pole



Donington Park GP
Circuit Length = 2.4873 miles

These results are provisional until the conclusion of any judicial and technical matters.

Clerk Of Course :		Timekeeper :
-------------------	--	--------------

Results can be found at www.tsl-timing.com

Printed - 16:36 Saturday, 27 July 2013



BMCRC-MRO Championships 2013 - Donington GP

Rapid Solicitors National Junior Cup

RACE 5 - CLASSIFICATION



POS	NO	NAME	ENTRY	LAPS	TIME	GAP	DIFF	MPH	BEST	ON
1	2	Max ALEXANDER	Kawasaki - Clydebank Oil/Willis school of Motoring	8	15:07.941			78.89	1:52.432	5
2	35	Stefan HILL	Kawasaki - Astro Van Centre	8	15:08.369	0.428	0.428	78.86	1:52.407	7
3	99	Callum GRIGOR	Kawasaki - Vale Livestock/Kirkcaldy Kawa/Nae Dan	8	15:15.518	7.577	7.149	78.24	1:52.806	5
4	12	Thomas LODGE	Kawasaki - Earnshaws	8	15:19.928	11.987	4.410	77.87	1:53.423	3
5	65	Loris HUNT	Kawasaki -	8	15:45.856	37.915	25.928	75.73	1:56.970	2
6	17	Carl STEVENS	Kawasaki - Gizmo Galaxy	8	15:48.858	40.917	3.002	75.49	1:57.202	2
7	18	Alex MURLEY	Kawasaki -	8	16:41.841	1:33.900	52.983	71.50	2:03.524	6
8	22	Owen CHISLETT BRUCE	Kawasaki - New Forest Chimney	8	16:41.858	1:33.917	0.017	71.50	2:03.062	5
9	100	Stephen CAMPBELL	Tigcraft - Thunder Engineering	8	16:45.216	1:37.275	3.358	71.26	2:02.870	8
10	11	Reece GUYETT	Kawasaki - Rose MOT Centre	7	15:53.164	1 Lap	1 Lap	65.76	2:13.818	2
NOT CLASSIFIED										
DNF	111	Ryan FOLKES	Kawasaki -	6	11:40.216	2 Laps	1 Lap	76.72	1:54.689	3
DNF	32	Mark PIPER	Kawasaki -	4	7:48.125	4 Laps	2 Laps	76.51	1:55.307	4
FASTEST LAP										
	35	Stefan HILL	Kawasaki - Astro Van Centre	7	1:52.407			79.66 mph	128.20 kph	

Weather / Track : Cloudy / Dry

These results are provisional until the conclusion of any judicial and technical matters.

Donington Park GP

Circuit Length = 2.4873 miles

Start: 11:28 Flag 11:43 End: 11:45

Clerk Of Course :	Timekeeper :
-------------------	--------------

Results can be found at www.tsl-timing.com

Printed - 11:45 Sunday, 28 July 2013



BMCRC-MRO Championships 2013 - Donington GP

Rapid Solicitors National Junior Cup

RACE 5 - LAP CHART

LAP 1			LAP 5		
NO	BEHIND	LAP TIME	NO	BEHIND	LAP TIME

35		1:56.719
99	0.664	1:57.383
2	1.261	1:57.980
12	2.331	1:59.050
32	3.800	2:00.519
111	4.555	2:01.274
17	4.884	2:01.603
65	5.240	2:01.959
22	12.316	2:09.035
18	12.826	2:09.545
100	18.019	2:14.738
11	19.820	2:16.539

2		1:52.432
35	0.305	1:53.391
99	0.618	1:52.806
12	4.028	1:54.228
111	12.608	1:55.635
65	22.095	1:57.518
17	23.162	1:57.435
22	59.511	2:03.062
18	59.788	2:04.744
100	1:04.097	2:04.583
11	1:49.746	2:19.108

LAP 2			LAP 6		
NO	BEHIND	LAP TIME	NO	BEHIND	LAP TIME

35		1:53.770
2	0.618	1:53.127
99	0.789	1:53.895
12	2.021	1:53.460
111	5.670	1:54.885
32	6.119	1:56.089
17	8.316	1:57.202
65	8.440	1:56.970
18	25.872	2:06.816
22	25.891	2:07.345
100	30.640	2:06.391
11	39.868	2:13.818

2		1:52.832
35	0.253	1:52.780
99	0.674	1:52.888
12	6.097	1:54.901
111	17.761	1:57.985
65	27.132	1:57.869
17	27.707	1:57.377
22	1:10.431	2:03.752
18	1:10.480	2:03.524
100	1:15.196	2:03.931

LAP 3			LAP 7		
NO	BEHIND	LAP TIME	NO	BEHIND	LAP TIME

35		1:53.238
2	0.324	1:52.944
99	0.530	1:52.979
12	2.206	1:53.423
111	7.121	1:54.689
32	9.091	1:56.210
65	13.361	1:58.159
17	14.118	1:59.040
18	37.150	2:04.516
22	38.369	2:05.716
100	41.481	2:04.079
11	1:01.835	2:15.205

35		1:52.407
2	0.202	1:52.862
99	2.800	1:54.786
12	8.642	1:55.205
11	1 Lap	2:14.234
17	32.498	1:57.451
65	32.795	1:58.323
22	1:22.573	2:04.802
18	1:22.683	2:04.863
100	1:27.231	2:04.695

LAP 4			LAP 8		
NO	BEHIND	LAP TIME	NO	BEHIND	LAP TIME

35		1:52.810
2	0.654	1:53.140
99	0.898	1:53.178
12	2.886	1:53.490
111	10.059	1:55.748
32	11.588	1:55.307
65	17.663	1:57.112
17	18.813	1:57.505
18	48.130	2:03.790
22	49.535	2:03.976
100	52.600	2:03.929
11	1:23.724	2:14.699

2		1:52.624
35	0.428	1:53.254
99	7.577	1:57.603
12	11.987	1:56.171
65	37.915	1:57.946
17	40.917	2:01.245
11	1 Lap	2:19.561
18	1:33.900	2:04.043
22	1:33.917	2:04.170
100	1:37.275	2:02.870

Weather / Track : Cloudy / Dry

Results can be found at www.tsl-timing.com

Donington Park GP
Circuit Length = 2.4873 miles
Start: 11:28 Flag 11:43 End: 11:45

Printed - 11:48 Sunday, 28 July 2013

BMCRC-MRO Championships 2013 - Donington GP

Rapid Solicitors National Junior Cup

RACE 5 - LAP ANALYSIS

DIFF = Difference To Personal Best Lap

P1 2 Max ALEXANDER				
LAP	LAP TIME	DIFF	MPH	TIME OF DAY
1 -	1:57.980	5.548	75.89	11:30:24.388
2 -	1:53.127	0.695	79.15	11:32:17.515
3 -	1:52.944	0.512	79.28	11:34:10.459
4 -	1:53.140	0.708	79.14	11:36:03.599
5 -	1:52.432 (1)		79.64	11:37:56.031
6 -	1:52.832 (3)	0.400	79.36	11:39:48.863
7 -	1:52.862	0.430	79.33	11:41:41.725
8 -	1:52.624 (2)	0.192	79.50	11:43:34.349

P2 35 Stefan HILL				
LAP	LAP TIME	DIFF	MPH	TIME OF DAY
1 -	1:56.719	4.312	76.71	11:30:23.127
2 -	1:53.770	1.363	78.70	11:32:16.897
3 -	1:53.238	0.831	79.07	11:34:10.135
4 -	1:52.810 (3)	0.403	79.37	11:36:02.945
5 -	1:53.391	0.984	78.96	11:37:56.336
6 -	1:52.780 (2)	0.373	79.39	11:39:49.116
7 -	1:52.407 (1)		79.66	11:41:41.523
8 -	1:53.254	0.847	79.06	11:43:34.777

P3 99 Callum GRIGOR				
LAP	LAP TIME	DIFF	MPH	TIME OF DAY
1 -	1:57.383	4.577	76.28	11:30:23.791
2 -	1:53.895	1.089	78.62	11:32:17.686
3 -	1:52.979 (3)	0.173	79.25	11:34:10.665
4 -	1:53.178	0.372	79.11	11:36:03.843
5 -	1:52.806 (1)		79.37	11:37:56.649
6 -	1:52.888 (2)	0.082	79.32	11:39:49.537
7 -	1:54.786	1.980	78.01	11:41:44.323
8 -	1:57.603	4.797	76.14	11:43:41.926

P4 12 Thomas LODGE				
LAP	LAP TIME	DIFF	MPH	TIME OF DAY
1 -	1:59.050	5.627	75.21	11:30:25.458
2 -	1:53.460 (2)	0.037	78.92	11:32:18.918
3 -	1:53.423 (1)		78.94	11:34:12.341
4 -	1:53.490 (3)	0.067	78.90	11:36:05.831
5 -	1:54.228	0.805	78.39	11:38:00.059
6 -	1:54.901	1.478	77.93	11:39:54.960
7 -	1:55.205	1.782	77.72	11:41:50.165
8 -	1:56.171	2.748	77.07	11:43:46.336

P5 65 Loris HUNT				
LAP	LAP TIME	DIFF	MPH	TIME OF DAY
1 -	2:01.959	4.989	73.42	11:30:28.367
2 -	1:56.970 (1)		76.55	11:32:25.337
3 -	1:58.159	1.189	75.78	11:34:23.496
4 -	1:57.112 (2)	0.142	76.46	11:36:20.608
5 -	1:57.518 (3)	0.548	76.19	11:38:18.126
6 -	1:57.869	0.899	75.96	11:40:15.995
7 -	1:58.323	1.353	75.67	11:42:14.318
8 -	1:57.946	0.976	75.91	11:44:12.264

P6 17 Carl STEVENS				
LAP	LAP TIME	DIFF	MPH	TIME OF DAY
1 -	2:01.603	4.401	73.63	11:30:28.011
2 -	1:57.202 (1)		76.40	11:32:25.213

DIFF = Difference To Personal Best Lap

3 -	1:59.040	1.838	75.22	11:34:24.253
4 -	1:57.505	0.303	76.20	11:36:21.758
5 -	1:57.435 (3)	0.233	76.25	11:38:19.193
6 -	1:57.377 (2)	0.175	76.28	11:40:16.570
7 -	1:57.451	0.249	76.23	11:42:14.021
8 -	2:01.245	4.043	73.85	11:44:15.266

P7 18 Alex MURLEY				
LAP	LAP TIME	DIFF	MPH	TIME OF DAY
1 -	2:09.545	6.021	69.12	11:30:35.953
2 -	2:06.816	3.292	70.60	11:32:42.769
3 -	2:04.516	0.992	71.91	11:34:47.285
4 -	2:03.790 (2)	0.266	72.33	11:36:51.075
5 -	2:04.744	1.220	71.78	11:38:55.819
6 -	2:03.524 (1)		72.49	11:40:59.343
7 -	2:04.863	1.339	71.71	11:43:04.206
8 -	2:04.043 (3)	0.519	72.18	11:45:08.249

P8 22 Owen CHISLETT BRUCE				
LAP	LAP TIME	DIFF	MPH	TIME OF DAY
1 -	2:09.035	5.973	69.39	11:30:35.443
2 -	2:07.345	4.283	70.31	11:32:42.788
3 -	2:05.716	2.654	71.22	11:34:48.504
4 -	2:03.976 (3)	0.914	72.22	11:36:52.480
5 -	2:03.062 (1)		72.76	11:38:55.542
6 -	2:03.752 (2)	0.690	72.35	11:40:59.294
7 -	2:04.802	1.740	71.74	11:43:04.096
8 -	2:04.170	1.108	72.11	11:45:08.266

P9 100 Stephen CAMPBELL				
LAP	LAP TIME	DIFF	MPH	TIME OF DAY
1 -	2:14.738	11.868	66.45	11:30:41.146
2 -	2:06.391	3.521	70.84	11:32:47.537
3 -	2:04.079	1.209	72.16	11:34:51.616
4 -	2:03.929 (2)	1.059	72.25	11:36:55.545
5 -	2:04.583	1.713	71.87	11:39:00.128
6 -	2:03.931 (3)	1.061	72.25	11:41:04.059
7 -	2:04.695	1.825	71.81	11:43:08.754
8 -	2:02.870 (1)		72.87	11:45:11.624

P10 11 Reece GUYETT				
LAP	LAP TIME	DIFF	MPH	TIME OF DAY
1 -	2:16.539	2.721	65.58	11:30:42.947
2 -	2:13.818 (1)		66.91	11:32:56.765
3 -	2:15.205	1.387	66.22	11:35:11.970
4 -	2:14.699 (3)	0.881	66.47	11:37:26.669
5 -	2:19.108	5.290	64.37	11:39:45.777
6 -	2:14.234 (2)	0.416	66.70	11:42:00.011
7 -	2:19.561	5.743	64.16	11:44:19.572

P11 111 Ryan FOLKES				
LAP	LAP TIME	DIFF	MPH	TIME OF DAY
1 -	2:01.274	6.585	73.83	11:30:27.682
2 -	1:54.885 (2)	0.196	77.94	11:32:22.567
3 -	1:54.689 (1)		78.07	11:34:17.256
4 -	1:55.748	1.059	77.36	11:36:13.004
5 -	1:55.635 (3)	0.946	77.43	11:38:08.639
6 -	1:57.985	3.296	75.89	11:40:06.624

Weather / Track : Cloudy / Dry

Donington Park GP

Circuit Length = 2.4873 miles

Start: 11:28 Flag 11:43 End: 11:45

BMCRC-MRO Championships 2013 - Donington GP

Rapid Solicitors National Junior Cup

RACE 5 - LAP ANALYSIS

DIFF = Difference To Personal Best Lap

P12 32 Mark PIPER				
LAP	LAP TIME	DIFF	MPH	TIME OF DAY
1 -	2:00.519	5.212	74.29	11:30:26.927
2 -	1:56.089 (2)	0.782	77.13	11:32:23.016
3 -	1:56.210 (3)	0.903	77.05	11:34:19.226
4 -	1:55.307 (1)		77.65	11:36:14.533


BMCRC-MRO Championships 2013 - Donington GP

Rapid Solicitors National Junior Cup

RACE 16 - GRID



ROW 3	12	32	Mark PIPER	11	111	Ryan FOLKES	10	11	Reece GUYETT	9	100	Stephen CAMPBELL
ROW 2	8	22	Owen CHISLETT BRUCE	7	18	Alex MURLEY	6	17	Carl STEVENS	5	65	Loris HUNT
ROW 1	4	12	Thomas LODGE	3	99	Callum GRIGOR	2	35	Stefan HILL	1	2	Max ALEXANDER Pole



Donington Park GP
Circuit Length = 2.4873 miles

These results are provisional until the conclusion of any judicial and technical matters.

Clerk Of Course :		Timekeeper :	
-------------------	--	--------------	--

Results can be found at www.tsl-timing.com

Printed - 11:49 Sunday, 28 July 2013



BMCRC-MRO Championships 2013 - Donington GP

Rapid Solicitors National Junior Cup

RACE 16 - CLASSIFICATION



POS	NO	NAME	ENTRY	LAPS	TIME	GAP	DIFF	MPH	BEST	ON
1	35	Stefan HILL	Kawasaki - Astro Van Centre	8	15:03.856			79.25	1:52.072	7
2	2	Max ALEXANDER	Kawasaki - Clydebank Oil/Willis school of Motoring	8	15:08.311	4.455	4.455	78.86	1:52.192	6
3	12	Thomas LODGE	Kawasaki - Earnshaws	8	15:21.381	17.525	13.070	77.74	1:54.158	6
4	99	Callum GRIGOR	Kawasaki - Vale Livestock/Kirkcaldy Kawa/Nae Dan	8	15:25.892	22.036	4.511	77.36	1:54.361	2
5	32	Mark PIPER	Kawasaki -	8	15:34.783	30.927	8.891	76.63	1:55.733	2
6	111	Ryan FOLKES	Kawasaki -	8	15:51.000	47.144	16.217	75.32	1:55.407	3
7	17	Carl STEVENS	Kawasaki - Gizmo Galaxy	8	15:58.320	54.464	7.320	74.75	1:57.651	2
8	22	Owen CHISLETT BRUCE	Kawasaki - New Forest Chimney	7	15:03.608	1 Lap	1 Lap	69.36	2:07.048	4
9	11	Reece GUYETT	Kawasaki - Rose MOT Centre	7	16:57.458	1 Lap	1:53.850	61.60	2:16.700	4
NOT CLASSIFIED										
DNF	65	Loris HUNT	Kawasaki -	5	9:46.052	3 Laps	2 Laps	76.39	1:55.534	3
DNF	100	Stephen CAMPBELL	Tigcraft - Thunder Engineering	5	10:30.373	3 Laps	44.321	71.02	2:02.163	4
DNF	18	Alex MURLEY	Kawasaki -	5	11:11.296	3 Laps	40.923	66.69	2:04.708	4
FASTEST LAP										
35	Stefan HILL	Kawasaki - Astro Van Centre	7	1:52.072	79.89 mph	128.58 kph				

Weather / Track : Cloudy / Dry

These results are provisional until the conclusion of any judicial and technical matters.

Donington Park GP

Circuit Length = 2.4873 miles

Start: 16:24 Flag 16:39 End: 16:41

Clerk Of Course :	Timekeeper :
-------------------	--------------

Results can be found at www.tsl-timing.com

Printed - 16:45 Sunday, 28 July 2013



BMCRC-MRO Championships 2013 - Donington GP

Rapid Solicitors National Junior Cup

RACE 16 - LAP CHART

LAP 1			LAP 5		
NO	BEHIND	LAP TIME	NO	BEHIND	LAP TIME
2		1:55.833	35		1:52.164
35	0.159	1:55.992	2	0.636	1:52.379
99	1.816	1:57.649	12	10.493	1:54.562
12	2.309	1:58.142	99	10.710	1:54.575
32	4.205	2:00.038	65	19.480	1:55.864
65	5.111	2:00.944	32	19.635	1:56.584
17	5.859	2:01.692	11	1 Lap	2:16.700
111	8.567	2:04.400	111	23.395	1:57.611
22	15.528	2:11.361	17	29.768	1:59.071
18	15.681	2:11.514	100	1:03.801	2:05.603 P
100	16.177	2:12.010	22	1:17.783	2:09.308
11	56.889	2:52.722	18	1:44.724	2:38.642 P

LAP 2			LAP 6		
NO	BEHIND	LAP TIME	NO	BEHIND	LAP TIME
2		1:53.372	35		1:52.401
35	0.160	1:53.373	2	0.427	1:52.192
99	2.805	1:54.361	12	12.250	1:54.158
12	3.878	1:54.941	99	13.381	1:55.072
32	6.566	1:55.733	32	23.150	1:55.916
65	8.038	1:56.299	111	31.655	2:00.661
17	10.138	1:57.651	17	37.687	2:00.320
111	12.265	1:57.070	11	1 Lap	2:21.350
100	30.137	2:07.332	22	1:35.715	2:10.333
22	30.911	2:08.755			
18	31.921	2:09.612			
11	1:21.744	2:18.227			

LAP 3			LAP 7		
NO	BEHIND	LAP TIME	NO	BEHIND	LAP TIME
2		1:52.753	35		1:52.072
35	0.161	1:52.754	2	1.646	1:53.291
99	5.283	1:55.231	12	15.366	1:55.188
12	5.732	1:54.607	99	17.797	1:56.488
32	10.613	1:56.800	32	27.002	1:55.924
65	10.819	1:55.534	111	39.248	1:59.665
111	14.919	1:55.407	17	45.561	1:59.946
17	15.695	1:58.310	11	1 Lap	2:22.513
100	40.649	2:03.265	22	1:52.563	2:08.920
18	45.988	2:06.820			
22	46.041	2:07.883			
11	1:50.105	2:21.114			

LAP 4			LAP 8		
NO	BEHIND	LAP TIME	NO	BEHIND	LAP TIME
35		1:52.289	35		1:52.811
2	0.421	1:52.871	2	4.455	1:55.620
12	8.095	1:54.813	12	17.525	1:54.970
99	8.299	1:55.466	99	22.036	1:57.050
32	15.215	1:57.052	32	30.927	1:56.736
65	15.780	1:57.411	111	47.144	2:00.707
111	17.948	1:55.479	17	54.464	2:01.714
17	22.861	1:59.616	11	1 Lap	2:24.832
100	50.362	2:02.163			
18	58.246	2:04.708			
22	1:00.639	2:07.048			

Weather / Track : Cloudy / Dry

Results can be found at www.tsl-timing.com

Donington Park GP
Circuit Length = 2.4873 miles
Start: 16:24 Flag 16:39 End: 16:41

Printed - 16:46 Sunday, 28 July 2013

BMCRC-MRO Championships 2013 - Donington GP

Rapid Solicitors National Junior Cup

RACE 16 - LAP ANALYSIS

DIFF = Difference To Personal Best Lap

P1 35 Stefan HILL				
LAP	LAP TIME	DIFF	MPH	TIME OF DAY
1 -	1:55.992	3.920	77.19	16:26:04.041
2 -	1:53.373	1.301	78.98	16:27:57.414
3 -	1:52.754	0.682	79.41	16:29:50.168
4 -	1:52.289 (3)	0.217	79.74	16:31:42.457
5 -	1:52.164 (2)	0.092	79.83	16:33:34.621
6 -	1:52.401	0.329	79.66	16:35:27.022
7 -	1:52.072 (1)		79.89	16:37:19.094
8 -	1:52.811	0.739	79.37	16:39:11.905

P2 2 Max ALEXANDER				
LAP	LAP TIME	DIFF	MPH	TIME OF DAY
1 -	1:55.833	3.641	77.30	16:26:03.882
2 -	1:53.372	1.180	78.98	16:27:57.254
3 -	1:52.753 (3)	0.561	79.41	16:29:50.007
4 -	1:52.871	0.679	79.33	16:31:42.878
5 -	1:52.379 (2)	0.187	79.68	16:33:35.257
6 -	1:52.192 (1)		79.81	16:35:27.449
7 -	1:53.291	1.099	79.03	16:37:20.740
8 -	1:55.620	3.428	77.44	16:39:16.360

P3 12 Thomas LODGE				
LAP	LAP TIME	DIFF	MPH	TIME OF DAY
1 -	1:58.142	3.984	75.79	16:26:06.191
2 -	1:54.941	0.783	77.90	16:28:01.132
3 -	1:54.607 (3)	0.449	78.13	16:29:55.739
4 -	1:54.813	0.655	77.99	16:31:50.552
5 -	1:54.562 (2)	0.404	78.16	16:33:45.114
6 -	1:54.158 (1)		78.43	16:35:39.272
7 -	1:55.188	1.030	77.73	16:37:34.460
8 -	1:54.970	0.812	77.88	16:39:29.430

P4 99 Callum GRIGOR				
LAP	LAP TIME	DIFF	MPH	TIME OF DAY
1 -	1:57.649	3.288	76.11	16:26:05.698
2 -	1:54.361 (1)		78.29	16:28:00.059
3 -	1:55.231	0.870	77.70	16:29:55.290
4 -	1:55.466	1.105	77.55	16:31:50.756
5 -	1:54.575 (2)	0.214	78.15	16:33:45.331
6 -	1:55.072 (3)	0.711	77.81	16:35:40.403
7 -	1:56.488	2.127	76.87	16:37:36.891
8 -	1:57.050	2.689	76.50	16:39:33.941

P5 32 Mark PIPER				
LAP	LAP TIME	DIFF	MPH	TIME OF DAY
1 -	2:00.038	4.305	74.59	16:26:08.087
2 -	1:55.733 (1)		77.37	16:28:03.820
3 -	1:56.800	1.067	76.66	16:30:00.620
4 -	1:57.052	1.319	76.49	16:31:57.672
5 -	1:56.584	0.851	76.80	16:33:54.256
6 -	1:55.916 (2)	0.183	77.24	16:35:50.172
7 -	1:55.924 (3)	0.191	77.24	16:37:46.096
8 -	1:56.736	1.003	76.70	16:39:42.832

P6 111 Ryan FOLKES				
LAP	LAP TIME	DIFF	MPH	TIME OF DAY
1 -	2:04.400	8.993	71.98	16:26:12.449
2 -	1:57.070 (3)	1.663	76.48	16:28:09.519

DIFF = Difference To Personal Best Lap

3 -	1:55.407 (1)		77.59	16:30:04.926
4 -	1:55.479 (2)	0.072	77.54	16:32:00.405
5 -	1:57.611	2.204	76.13	16:33:58.016
6 -	2:00.661	5.254	74.21	16:35:58.677
7 -	1:59.665	4.258	74.82	16:37:58.342
8 -	2:00.707	5.300	74.18	16:39:59.049

P7 17 Carl STEVENS				
LAP	LAP TIME	DIFF	MPH	TIME OF DAY
1 -	2:01.692	4.041	73.58	16:26:09.741
2 -	1:57.651 (1)		76.11	16:28:07.392
3 -	1:58.310 (2)	0.659	75.68	16:30:05.702
4 -	1:59.616	1.965	74.86	16:32:05.318
5 -	1:59.071 (3)	1.420	75.20	16:34:04.389
6 -	2:00.320	2.669	74.42	16:36:04.709
7 -	1:59.946	2.295	74.65	16:38:04.655
8 -	2:01.714	4.063	73.56	16:40:06.369

P8 22 Owen CHISLETT BRUCE				
LAP	LAP TIME	DIFF	MPH	TIME OF DAY
1 -	2:11.361	4.313	68.16	16:26:19.410
2 -	2:08.755 (3)	1.707	69.54	16:28:28.165
3 -	2:07.883 (2)	0.835	70.02	16:30:36.048
4 -	2:07.048 (1)		70.48	16:32:43.096
5 -	2:09.308	2.260	69.24	16:34:52.404
6 -	2:10.333	3.285	68.70	16:37:02.737
7 -	2:08.920	1.872	69.45	16:39:11.657

P9 11 Reece GUYETT				
LAP	LAP TIME	DIFF	MPH	TIME OF DAY
1 -	2:52.722	36.022	51.84	16:27:00.771
2 -	2:18.227 (2)	1.527	64.78	16:29:18.998
3 -	2:21.114 (3)	4.414	63.45	16:31:40.112
4 -	2:16.700 (1)		65.50	16:33:56.812
5 -	2:21.350	4.650	63.34	16:36:18.162
6 -	2:22.513	5.813	62.83	16:38:40.675
7 -	2:24.832	8.132	61.82	16:41:05.507

P10 65 Loris HUNT				
LAP	LAP TIME	DIFF	MPH	TIME OF DAY
1 -	2:00.944	5.410	74.03	16:26:08.993
2 -	1:56.299 (3)	0.765	76.99	16:28:05.292
3 -	1:55.534 (1)		77.50	16:30:00.826
4 -	1:57.411	1.877	76.26	16:31:58.237
5 -	1:55.864 (2)	0.330	77.28	16:33:54.101

P11 100 Stephen CAMPBELL				
LAP	LAP TIME	DIFF	MPH	TIME OF DAY
1 -	2:12.010	9.847	67.83	16:26:20.059
2 -	2:07.332 (3)	5.169	70.32	16:28:27.391
3 -	2:03.265 (2)	1.102	72.64	16:30:30.656
4 -	2:02.163 (1)		73.29	16:32:32.819
5 -	2:05.603 P	3.440	71.29	16:34:38.422

P12 18 Alex MURLEY				
LAP	LAP TIME	DIFF	MPH	TIME OF DAY
1 -	2:11.514	6.806	68.08	16:26:19.563
2 -	2:09.612 (3)	4.904	69.08	16:28:29.175
3 -	2:06.820 (2)	2.112	70.60	16:30:35.995

Donington Park GP

Circuit Length = 2.4873 miles

Start: 16:24 Flag 16:39 End: 16:41

Weather / Track : Cloudy / Dry

BMCRC-MRO Championships 2013 - Donington GP

Rapid Solicitors National Junior Cup

RACE 16 - LAP ANALYSIS

DIFF = Difference To Personal Best Lap

4 -	2:04.708 (1)		71.80	16:32:40.703
5 -	2:38.642 P	33.934	56.44	16:35:19.345



MRO Powerbikes inc Clubman & Rookie 1000

**Round 6
Donington Park GP**

27th & 28th July 2013



Results Provided by Timing Solutions Ltd
www.tsl-timing.com



BMCRC-MRO Championships 2013 - Donington GP

Morello Services MRO Powerbikes & Rookie 1000

FREE PRACTICE - CLASSIFICATION

POS	NO	CL	PIC NAME	ENTRY	TIME	ON	LAPS	GAP	DIFF	MPH
1	11		1 Peter BAKER	Kawasaki - Morello Services	1:35.626	3	6			93.64
2	126		2 Jonathan LODGE	Kawasaki - Diesolift/Earnshaws	1:36.096	6	6	0.470	0.470	93.18
3	90		3 Sam COVENTRY	BMW - Futuremoto/Continental	1:37.067	4	4	1.441	0.971	92.25
4	99		4 Barry CHAPMAN	BMW -	1:37.454	3	3	1.828	0.387	91.88
5	3		5 Colin PARKER	Kawasaki -	1:37.953	6	6	2.327	0.499	91.41
6	117		6 Ed PEAD	Kawasaki -	1:38.797	2	6	3.171	0.844	90.63
7	10		7 Steve MURPHY	Kawasaki -	1:40.378	2	5	4.752	1.581	89.20
8	97		8 James KIFF	Suzuki - JK Auto-Tek	1:40.447	4	5	4.821	0.069	89.14
9	30	C	1 Michael HONEY	Suzuki - Digital Barriers/Climate	1:40.495	6	6	4.869	0.048	89.10
10	23	C	2 Mark FINCHAM	BMW - Eurotech Bikesure	1:40.910	5	5	5.284	0.415	88.73
11	7	C	3 Chris WOOLLETT	Kawasaki - Littlewood Fencing	1:41.139	1	3	5.513	0.229	88.53
12	79		9 Jason PAGE	Kawasaki - Team GFR	1:41.392	5	5	5.766	0.253	88.31
13	133		10 Ben GALLAWAY	Ducati -	1:41.410	4	5	5.784	0.018	88.29
14	8	C	4 John COUGHLAN	Aprilia - Bikersworld	1:41.563	5	5	5.937	0.153	88.16
15	68		11 Duncan GIBSON	Ducati - JHP/G&G Racing	1:42.973	2	2	7.347	1.410	86.95
16	111	* R	1 Adrian AVERRE	Aprilia -	1:43.022	5	5	7.396	0.049	86.91
17	71		12 Dan COUZENS	Suzuki - Team V Speed	1:43.259	5	5	7.633	0.237	86.71
18	24	C	5 Alan SMITH	Kawasaki -	1:43.364	2	2	7.738	0.105	86.63
19	63		13 James WHITE	Kawasaki - Team Afterdark	1:43.504	5	5	7.878	0.140	86.51
20	179		14 Alan HUGHES	Suzuki -	1:44.365	5	5	8.739	0.861	85.79
21	6		15 Derek GULBRANDSEN	Honda -	1:44.698	2	2	9.072	0.333	85.52
22	138		16 Michael BLANK	Kawasaki - Foxcote Fire Systems	1:45.359	2	5	9.733	0.661	84.98
23	41		17 Colin THOMPSON	Honda - GRP Motorsport	1:45.710	2	2	10.084	0.351	84.70
24	76	C	6 Jason BYARD	Kawasaki - May Construction	1:45.754	2	2	10.128	0.044	84.67
25	17	R	2 Colin CLUNE	Yamaha -	1:46.036	5	5	10.410	0.282	84.44
26	195	1Rb	1 Robert CADIZ	Honda -	1:46.311	4	5	10.685	0.275	84.22
27	2	1Rb	2 Paul MARLEY	Suzuki -	1:46.320	5	5	10.694	0.009	84.22
28	42	* C	7 Alan WOOD	Suzuki - alanwoodracing.co.uk	1:46.733	2	4	11.107	0.413	83.89
29	58	C	8 Jamie LOVEDAY	Kawasaki - Insignia Signs	1:47.288	2	2	11.662	0.555	83.46
30	39	1Rb	3 Gordon MCINTYRE	BMW -	1:47.367	2	2	11.741	0.079	83.40
31	78	C	9 Barry DAVISON	Honda -	1:47.879	2	2	12.253	0.512	83.00
32	14	C	10 Bryan PARISH	Kawasaki - Allcool/Genstar	1:48.185	2	5	12.559	0.306	82.76
33	26	R	3 Garry WEST	BMW -	1:48.507	4	5	12.881	0.322	82.52
34	15	R	4 Stuart YOUNG	Suzuki - SJY Tiling	1:48.967	4	5	13.341	0.460	82.17
35	347	1Rb	4 Ryan CLARE	Kawasaki -	1:49.060	4	5	13.434	0.093	82.10
36	80	R	5 Adam FOSTER	Honda -	1:49.093	4	5	13.467	0.033	82.08
37	66		18 Joe CARNELL	Honda - PGM Plastering	1:49.267	5	5	13.641	0.174	81.95
38	43	R	6 Ben NEAGU	Honda -	1:50.057	5	5	14.431	0.790	81.36
39	40	1Rb	5 Mark SADLEIR	BMW -	1:51.175	4	5	15.549	1.118	80.54
40	33	* R	7 Dan VLADUCEANU	BMW -	1:52.018	5	5	16.392	0.843	79.93
41	46	R	8 Simon GATES	Yamaha -	1:52.099	4	5	16.473	0.081	79.87
42	84	R	9 Mark RUSTED	Yamaha -	1:52.173	4	5	16.547	0.074	79.82
43	100	R	10 Karl TOOLE	Ducati - KTMS/Penultimate	1:52.246	4	5	16.620	0.073	79.77
44	101	C	11 Richard PAYNE	Suzuki -	1:59.793	1	2	24.167	7.547	74.74
45	48	R	11 Christos BOUZOUKIS	Yamaha -	2:01.700	1	3	26.074	1.907	73.57

* Bikes 33, 42 & 111 - No working transponder

Donington Park GP
Circuit Length = 2.4873 miles
Start: 09:58 Flag 10:16 End: 10:18

Weather / Track : Cloudy / Dry

These results are provisional until the conclusion of any judicial and technical matters.

Clerk Of Course :	Timekeeper :
-------------------	--------------

Results can be found at www.tsl-timing.com

Printed - 10:18 Saturday, 27 July 2013



BMCRC-MRO Championships 2013 - Donington GP

Morello Services MRO Powerbikes & Rookie 1000

FREE PRACTICE - LAP ANALYSIS

DIFF = Difference To Personal Best Lap

P1 11 Peter BAKER				
LAP	LAP TIME	DIFF	MPH	TIME OF DAY
1 -	1:37.360	1.734	91.97	10:02:46.848
2 -	1:35.673 (2)	0.047	93.59	10:04:22.521
3 -	1:35.626 (1)		93.64	10:05:58.147
4 -	7:18.755	5:43.129	20.40	10:13:16.902
5 -	1:38.698	3.072	90.72	10:14:55.600
6 -	1:36.971 (3)	1.345	92.34	10:16:32.571

P2 126 Jonathan LODGE				
LAP	LAP TIME	DIFF	MPH	TIME OF DAY
1 -	1:38.928	2.832	90.51	10:02:43.310
2 -	1:37.044 (2)	0.948	92.27	10:04:20.354
3 -	1:37.118 (3)	1.022	92.20	10:05:57.472
4 -	6:58.837	5:22.741	21.37	10:12:56.309
5 -	1:38.221	2.125	91.16	10:14:34.530
6 -	1:36.096 (1)		93.18	10:16:10.626

P3 90 Sam COVENTRY				
LAP	LAP TIME	DIFF	MPH	TIME OF DAY
1 -	1:40.103 (3)	3.036	89.45	10:02:47.376
2 -	1:37.885 (2)	0.818	91.47	10:04:25.261
3 -	10:05.530	8:28.463	14.78	10:14:30.791
4 -	1:37.067 (1)		92.25	10:16:07.858

P4 99 Barry CHAPMAN				
LAP	LAP TIME	DIFF	MPH	TIME OF DAY
1 -	1:39.171 (3)	1.717	90.29	10:02:29.474
2 -	1:37.941 (2)	0.487	91.42	10:04:07.415
3 -	1:37.454 (1)		91.88	10:05:44.869

P5 3 Colin PARKER				
LAP	LAP TIME	DIFF	MPH	TIME OF DAY
1 -	1:42.623	4.670	87.25	10:02:37.487
2 -	1:40.905	2.952	88.74	10:04:18.392
3 -	1:40.156 (3)	2.203	89.40	10:05:58.548
4 -	6:58.210	5:20.257	21.41	10:12:56.758
5 -	1:39.643 (2)	1.690	89.86	10:14:36.401
6 -	1:37.953 (1)		91.41	10:16:14.354

P6 117 Ed PEAD				
LAP	LAP TIME	DIFF	MPH	TIME OF DAY
1 -	1:40.359	1.562	89.22	10:02:29.354
2 -	1:38.797 (1)		90.63	10:04:08.151
3 -	1:39.017 (2)	0.220	90.43	10:05:47.168
4 -	7:06.120	5:27.323	21.01	10:12:53.288
5 -	1:40.172	1.375	89.39	10:14:33.460
6 -	1:39.878 (3)	1.081	89.65	10:16:13.338

P7 10 Steve MURPHY				
LAP	LAP TIME	DIFF	MPH	TIME OF DAY
1 -	1:41.024 (2)	0.646	88.63	10:02:31.202
2 -	1:40.378 (1)		89.20	10:04:11.580
3 -	1:42.734 (3)	2.356	87.16	10:05:54.314
4 -	7:01.479	5:21.101	21.24	10:12:55.793
5 -	1:48.034 P	7.656	82.88	10:14:43.827

DIFF = Difference To Personal Best Lap

P8 97 James KIFF				
LAP	LAP TIME	DIFF	MPH	TIME OF DAY
1 -	1:44.332 (3)	3.885	85.82	10:02:47.373
2 -	1:45.251	4.804	85.07	10:04:32.624
3 -	8:11.591	6:31.144	18.21	10:12:44.215
4 -	1:40.447 (1)		89.14	10:14:24.662
5 -	1:41.948 (2)	1.501	87.83	10:16:06.610

P9 30 Michael HONEY				
LAP	LAP TIME	DIFF	MPH	TIME OF DAY
1 -	1:42.446	1.951	87.40	10:02:33.453
2 -	1:41.986 (2)	1.491	87.80	10:04:15.439
3 -	1:42.552	2.057	87.31	10:05:57.991
4 -	6:58.222	5:17.727	21.41	10:12:56.213
5 -	1:42.000 (3)	1.505	87.78	10:14:38.213
6 -	1:40.495 (1)		89.10	10:16:18.708

P10 23 Mark FINCHAM				
LAP	LAP TIME	DIFF	MPH	TIME OF DAY
1 -	1:42.288 (3)	1.378	87.54	10:02:51.695
2 -	1:42.227 (2)	1.317	87.59	10:04:33.922
3 -	8:09.935	6:29.025	18.27	10:12:43.857
4 -	1:52.907	11.997	79.30	10:14:36.764
5 -	1:40.910 (1)		88.73	10:16:17.674

P11 7 Chris WOOLLETT				
LAP	LAP TIME	DIFF	MPH	TIME OF DAY
1 -	1:41.139 (1)		88.53	10:02:33.607
2 -	1:42.361 (3)	1.222	87.47	10:04:15.968
3 -	1:41.490 (2)	0.351	88.22	10:05:57.458

P12 79 Jason PAGE				
LAP	LAP TIME	DIFF	MPH	TIME OF DAY
1 -	1:46.695 (3)	5.303	83.92	10:03:08.196
2 -	1:42.493 (2)	1.101	87.36	10:04:50.689
3 -	8:49.218	7:07.826	16.92	10:13:39.907
4 -	1:47.247	5.855	83.49	10:15:27.154
5 -	1:41.392 (1)		88.31	10:17:08.546

P13 133 Ben GALLAWAY				
LAP	LAP TIME	DIFF	MPH	TIME OF DAY
1 -	1:48.530	7.120	82.50	10:03:07.503
2 -	1:46.343 (3)	4.933	84.20	10:04:53.846
3 -	8:11.355	6:29.945	18.22	10:13:05.201
4 -	1:41.410 (1)		88.29	10:14:46.611
5 -	1:41.559 (2)	0.149	88.16	10:16:28.170

P14 8 John COUGHLAN				
LAP	LAP TIME	DIFF	MPH	TIME OF DAY
1 -	1:44.770	3.207	85.46	10:02:57.209
2 -	1:43.252 (3)	1.689	86.72	10:04:40.461
3 -	8:14.414	6:32.851	18.11	10:12:54.875
4 -	1:42.855 (2)	1.292	87.05	10:14:37.730
5 -	1:41.563 (1)		88.16	10:16:19.293

P15 68 Duncan GIBSON				
LAP	LAP TIME	DIFF	MPH	TIME OF DAY
1 -	1:44.770	3.207	85.46	10:02:57.209
2 -	1:43.252 (3)	1.689	86.72	10:04:40.461
3 -	8:14.414	6:32.851	18.11	10:12:54.875
4 -	1:42.855 (2)	1.292	87.05	10:14:37.730
5 -	1:41.563 (1)		88.16	10:16:19.293

Donington Park GP

Circuit Length = 2.4873 miles

Start: 09:58 Flag 10:16 End: 10:18

Weather / Track : Cloudy / Dry

BMCRC-MRO Championships 2013 - Donington GP

Morello Services MRO Powerbikes & Rookie 1000

FREE PRACTICE - LAP ANALYSIS

DIFF = Difference To Personal Best Lap

1 - 1:47.966 (2) 4.993 82.93 10:03:09.876
 2 - **1:42.973 (1)** **86.95** **10:04:52.849**

P16 111 Adrian AVERRE				
LAP	LAP TIME	DIFF	MPH	TIME OF DAY
1 -	1:45.406	2.384	84.95	10:02:41.506
2 -	1:43.515 (2)	0.493	86.50	10:04:25.021
3 -	8:20.873	6:37.851	17.87	10:12:45.894
4 -	1:43.608 (3)	0.586	86.42	10:14:29.502
5 -	1:43.022 (1)	86.91	10:16:12.524	

P17 71 Dan COUZENS				
LAP	LAP TIME	DIFF	MPH	TIME OF DAY
1 -	1:48.968 (3)	5.709	82.17	10:03:21.022
2 -	1:49.841	6.582	81.52	10:05:10.863
3 -	8:00.507	6:17.248	18.63	10:13:11.370
4 -	1:44.733 (2)	1.474	85.49	10:14:56.103
5 -	1:43.259 (1)	86.71	10:16:39.362	

P18 24 Alan SMITH				
LAP	LAP TIME	DIFF	MPH	TIME OF DAY
1 -	1:48.882 (2)	5.518	82.24	10:03:09.187
2 -	1:43.364 (1)	86.63	10:04:52.551	

P19 63 James WHITE				
LAP	LAP TIME	DIFF	MPH	TIME OF DAY
1 -	1:49.095	5.591	82.07	10:03:06.830
2 -	1:43.764 (3)	0.260	86.29	10:04:50.594
3 -	8:25.752	6:42.248	17.70	10:13:16.346
4 -	1:43.553 (2)	0.049	86.47	10:14:59.899
5 -	1:43.504 (1)	86.51	10:16:43.403	

P20 179 Alan HUGHES				
LAP	LAP TIME	DIFF	MPH	TIME OF DAY
1 -	1:47.937	3.572	82.96	10:02:55.233
2 -	1:45.075 (3)	0.710	85.21	10:04:40.308
3 -	8:28.470	6:44.105	17.61	10:13:08.778
4 -	1:44.780 (2)	0.415	85.45	10:14:53.558
5 -	1:44.365 (1)	85.79	10:16:37.923	

P21 6 Derek GULBRANDSEN				
LAP	LAP TIME	DIFF	MPH	TIME OF DAY
1 -	1:47.628 (2)	2.930	83.19	10:03:07.818
2 -	1:44.698 (1)	85.52	10:04:52.516	

P22 138 Michael BLANK				
LAP	LAP TIME	DIFF	MPH	TIME OF DAY
1 -	1:46.650 (3)	1.291	83.96	10:03:17.428
2 -	1:45.359 (1)	84.98	10:05:02.787	
3 -	7:57.285	6:11.926	18.76	10:13:00.072
4 -	1:45.585 (2)	0.226	84.80	10:14:45.657
5 -	2:02.572 P	17.213	73.05	10:16:48.229

P23 41 Colin THOMPSON				
LAP	LAP TIME	DIFF	MPH	TIME OF DAY
1 -	1:47.679 (2)	1.969	83.15	10:02:46.756
2 -	1:45.710 (1)	84.70	10:04:32.466	

DIFF = Difference To Personal Best Lap

P24 76 Jason BYARD				
LAP	LAP TIME	DIFF	MPH	TIME OF DAY
1 -	1:54.842 (2)	9.088	77.97	10:03:20.086
2 -	1:45.754 (1)	84.67	10:05:05.840	

P25 17 Colin CLUNE				
LAP	LAP TIME	DIFF	MPH	TIME OF DAY
1 -	1:51.476	5.440	80.32	10:03:10.843
2 -	1:48.919 (3)	2.883	82.21	10:04:59.762
3 -	8:12.180	6:26.144	18.19	10:13:11.942
4 -	1:46.678 (2)	0.642	83.93	10:14:58.620
5 -	1:46.036 (1)	84.44	10:16:44.656	

P26 195 Robert CADIZ				
LAP	LAP TIME	DIFF	MPH	TIME OF DAY
1 -	1:51.874	5.563	80.04	10:03:16.693
2 -	1:48.885 (3)	2.574	82.23	10:05:05.578
3 -	8:07.728	6:21.417	18.35	10:13:13.306
4 -	1:46.311 (1)	84.22	10:14:59.617	
5 -	1:46.731 (2)	0.420	83.89	10:16:46.348

P27 2 Paul MARLEY				
LAP	LAP TIME	DIFF	MPH	TIME OF DAY
1 -	1:49.852	3.532	81.51	10:03:05.011
2 -	1:48.737 (3)	2.417	82.34	10:04:53.748
3 -	8:22.253	6:35.933	17.82	10:13:16.001
4 -	1:47.140 (2)	0.820	83.57	10:15:03.141
5 -	1:46.320 (1)	84.22	10:16:49.461	

P28 42 Alan WOOD				
LAP	LAP TIME	DIFF	MPH	TIME OF DAY
1 -	1:48.620 (2)	1.887	82.43	10:03:03.097
2 -	1:46.733 (1)	83.89	10:04:49.830	
3 -	8:29.424 P	6:42.691	17.57	10:13:19.254
4 -	4:15.070 (3)	2:28.337	35.10	10:17:34.325

P29 58 Jamie LOVEDAY				
LAP	LAP TIME	DIFF	MPH	TIME OF DAY
1 -	1:55.425 (2)	8.137	77.57	10:03:18.383
2 -	1:47.288 (1)	83.46	10:05:05.671	

P30 39 Gordon MCINTYRE				
LAP	LAP TIME	DIFF	MPH	TIME OF DAY
1 -	1:51.843 (2)	4.476	80.06	10:03:01.534
2 -	1:47.367 (1)	83.40	10:04:48.901	

P31 78 Barry DAVISON				
LAP	LAP TIME	DIFF	MPH	TIME OF DAY
1 -	1:50.610 (2)	2.731	80.95	10:03:02.515
2 -	1:47.879 (1)	83.00	10:04:50.394	

P32 14 Bryan PARISH				
LAP	LAP TIME	DIFF	MPH	TIME OF DAY
1 -	1:51.332	3.147	80.43	10:03:10.279
2 -	1:48.185 (1)	82.76	10:04:58.464	

Weather / Track : Cloudy / Dry

Donington Park GP
 Circuit Length = 2.4873 miles
 Start: 09:58 Flag 10:16 End: 10:18

BMCRC-MRO Championships 2013 - Donington GP

Morello Services MRO Powerbikes & Rookie 1000

FREE PRACTICE - LAP ANALYSIS

DIFF = Difference To Personal Best Lap

3 -	8:13.956	6:25.771	18.12	10:13:12.420
4 -	1:48.202 (2)	0.017	82.75	10:15:00.622
5 -	1:48.293 (3)	0.108	82.68	10:16:48.915

P33 26 Garry WEST

LAP	LAP TIME	DIFF	MPH	TIME OF DAY
1 -	1:52.498	3.991	79.59	10:03:15.862
2 -	1:49.114 (3)	0.607	82.06	10:05:04.976
3 -	8:19.397	6:30.890	17.93	10:13:24.373
4 -	1:48.507 (1)		82.52	10:15:12.880
5 -	1:48.994 (2)	0.487	82.15	10:17:01.874

P34 15 Stuart YOUNG

LAP	LAP TIME	DIFF	MPH	TIME OF DAY
1 -	1:58.085	9.118	75.83	10:03:20.894
2 -	1:55.359 (3)	6.392	77.62	10:05:16.253
3 -	8:08.745	6:19.778	18.32	10:13:24.998
4 -	1:48.967 (1)		82.17	10:15:13.965
5 -	1:49.841 (2)	0.874	81.52	10:17:03.806

P35 347 Ryan CLARE

LAP	LAP TIME	DIFF	MPH	TIME OF DAY
1 -	1:59.944	10.884	74.65	10:03:19.997
2 -	1:52.847 (3)	3.787	79.35	10:05:12.844
3 -	7:56.614	6:07.554	18.78	10:13:09.458
4 -	1:49.060 (1)		82.10	10:14:58.518
5 -	1:49.834 (2)	0.774	81.52	10:16:48.352

P36 80 Adam FOSTER

LAP	LAP TIME	DIFF	MPH	TIME OF DAY
1 -	1:54.522	5.429	78.18	10:03:15.698
2 -	1:50.387 (3)	1.294	81.11	10:05:06.085
3 -	8:16.099	6:27.006	18.04	10:13:22.184
4 -	1:49.093 (1)		82.08	10:15:11.277
5 -	1:49.572 (2)	0.479	81.72	10:17:00.849

P37 66 Joe CARNELL

LAP	LAP TIME	DIFF	MPH	TIME OF DAY
1 -	1:51.733	2.466	80.14	10:03:09.095
2 -	1:50.408 (3)	1.141	81.10	10:04:59.503
3 -	8:10.497	6:21.230	18.25	10:13:10.000
4 -	1:49.328 (2)	0.061	81.90	10:14:59.328
5 -	1:49.267 (1)		81.95	10:16:48.595

P38 43 Ben NEAGU

LAP	LAP TIME	DIFF	MPH	TIME OF DAY
1 -	2:02.203	12.146	73.27	10:03:39.544
2 -	2:00.680 (3)	10.623	74.19	10:05:40.224
3 -	7:50.549	6:00.492	19.02	10:13:30.773
4 -	1:53.117 (2)	3.060	79.16	10:15:23.890
5 -	1:50.057 (1)		81.36	10:17:13.947

P39 40 Mark SADLEIR

LAP	LAP TIME	DIFF	MPH	TIME OF DAY
1 -	1:56.340	5.165	76.96	10:03:28.752
2 -	1:54.384 (3)	3.209	78.28	10:05:23.136
3 -	7:56.328	6:05.153	18.79	10:13:19.464
4 -	1:51.175 (1)		80.54	10:15:10.639

DIFF = Difference To Personal Best Lap

5 -	1:52.201 (2)	1.026	79.80	10:17:02.840
-----	--------------	-------	-------	--------------

P40 33 Dan VLADUCEANU

LAP	LAP TIME	DIFF	MPH	TIME OF DAY
1 -	1:56.335	4.317	76.97	10:03:20.558
2 -	1:54.207 (3)	2.189	78.40	10:05:14.765
3 -	8:12.895	6:20.877	18.16	10:13:27.660
4 -	1:52.483 (2)	0.465	79.60	10:15:20.143
5 -	1:52.018 (1)		79.93	10:17:12.161

P41 46 Simon GATES

LAP	LAP TIME	DIFF	MPH	TIME OF DAY
1 -	1:59.132	7.033	75.16	10:03:17.985
2 -	1:55.624 (3)	3.525	77.44	10:05:13.609
3 -	8:06.995	6:14.896	18.38	10:13:20.604
4 -	1:52.099 (1)		79.87	10:15:12.703
5 -	1:52.308 (2)	0.209	79.73	10:17:05.011

P42 84 Mark RUSTED

LAP	LAP TIME	DIFF	MPH	TIME OF DAY
1 -	1:59.133	6.960	75.16	10:03:35.984
2 -	1:55.178 (3)	3.005	77.74	10:05:31.162
3 -	7:57.478	6:05.305	18.75	10:13:28.640
4 -	1:52.173 (1)		79.82	10:15:20.813
5 -	1:52.241 (2)	0.068	79.77	10:17:13.054

P43 100 Karl TOOLE

LAP	LAP TIME	DIFF	MPH	TIME OF DAY
1 -	2:01.684 (3)	9.438	73.58	10:03:39.802
2 -	1:57.572 (2)	5.326	76.16	10:05:37.374
3 -	7:41.110	5:48.864	19.41	10:13:18.484
4 -	1:52.246 (1)		79.77	10:15:10.730
5 -	2:04.431 P	12.185	71.96	10:17:15.161

P44 101 Richard PAYNE

LAP	LAP TIME	DIFF	MPH	TIME OF DAY
1 -	1:59.793 (1)		74.74	10:03:37.768
2 -	2:04.950 P	5.157	71.66	10:05:42.718

P45 48 Christos BOUZOUKIS

LAP	LAP TIME	DIFF	MPH	TIME OF DAY
1 -	2:01.700 (1)		73.57	10:03:19.734
2 -	7:58.319 P	5:56.619	18.72	10:11:18.053
3 -	4:50.399 (2)	2:48.699	30.83	10:16:08.452

Weather / Track : Cloudy / Dry

Donington Park GP

Circuit Length = 2.4873 miles

Start: 09:58 Flag 10:16 End: 10:18



BMCRC-MRO Championships 2013 - Donington GP

Morello Services MRO Powerbikes & Rookie 1000(A)

QUALIFYING - CLASSIFICATION

POS	NO	CL	PIC NAME	ENTRY	TIME	ON	LAPS	GAP	DIFF	MPH
1	99		1 Barry CHAPMAN	BMW -	1:34.981	6	7			94.27
2	126		2 Jonathan LODGE	Kawasaki - Diesoliff/Earnshaws	1:35.307	6	7	0.326	0.326	93.95
3	11		3 Peter BAKER	Kawasaki - Morello Services	1:35.430	6	7	0.449	0.123	93.83
4	90		4 Sam COVENTRY	BMW - Futuremoto/Continental	1:35.673	4	7	0.692	0.243	93.59
5	117		5 Ed PEAD	Kawasaki -	1:37.810	5	7	2.829	2.137	91.54
6	63		6 James WHITE	Kawasaki - Team Afterdark	1:38.214	3	6	3.233	0.404	91.17
7	3		7 Colin PARKER	Kawasaki -	1:38.446	6	7	3.465	0.232	90.95
8	79		8 Jason PAGE	Kawasaki - Team GFR	1:38.625	4	6	3.644	0.179	90.79
9	10		9 Steve MURPHY	Kawasaki -	1:38.905	4	6	3.924	0.280	90.53
10	138		10 Michael BLANK	Kawasaki - Foxcote Fire Systems	1:38.906	1	5	3.925	0.001	90.53
11	23	C	1 Mark FINCHAM	BMW - Eurotech Bikesure	1:39.124	5	7	4.143	0.218	90.33
12	97		11 James KIFF	Suzuki - JK Auto-Tek	1:39.249	5	7	4.268	0.125	90.22
13	30	C	2 Michael HONEY	Suzuki - Digital Barriers/Climate	1:39.305	2	7	4.324	0.056	90.17
14	68		12 Duncan GIBSON	Ducati - JHP/G&G Racing	1:39.541	3	4	4.560	0.236	89.95
15	58	C	3 Jamie LOVEDAY	Kawasaki - Insignia Signs	1:39.746	5	6	4.765	0.205	89.77
16	76	C	4 Jason BYARD	Kawasaki - May Construction	1:39.881	4	6	4.900	0.135	89.65
17	8	C	5 John COUGHLAN	Aprilia - Bikersworld	1:40.302	5	7	5.321	0.421	89.27
18	133		13 Ben GALLAWAY	Ducati -	1:40.678	3	6	5.697	0.376	88.94
19	7	C	6 Chris WOOLLETT	Kawasaki - Littlewood Fencing	1:40.819	6	7	5.838	0.141	88.81
20	24	C	7 Alan SMITH	Kawasaki -	1:40.846	3	6	5.865	0.027	88.79
21	42	C	8 Alan WOOD	Suzuki - alanwoodracing.co.uk	1:41.011	7	7	6.030	0.165	88.64
22	111	R	1 Adrian AVERRE	Aprilia -	1:41.666	3	7	6.685	0.655	88.07
23	41		14 Colin THOMPSON	Honda - GRP Motorsport	1:42.638	3	7	7.657	0.972	87.24
24	6		15 Derek GULBRANDSEN	Honda -	1:42.738	3	4	7.757	0.100	87.15
25	71		16 Dan COUZENS	Suzuki - Team V Speed	1:43.010	6	6	8.029	0.272	86.92
26	15	R	2 Stuart YOUNG	Suzuki - SJY Tiling	1:44.420	6	6	9.439	1.410	85.75
27	179		17 Alan HUGHES	Suzuki -	1:44.829	5	6	9.848	0.409	85.41
28	14	C	9 Bryan PARISH	Kawasaki - Allcool/Genstar	1:44.993	1	2	10.012	0.164	85.28
29	80	R	3 Adam FOSTER	Honda -	1:45.708	5	5	10.727	0.715	84.70
30	66		18 Joe CARNELL	Honda - PGM Plastering	1:45.986	5	6	11.005	0.278	84.48
31	17	R	4 Colin CLUNE	Yamaha -	1:46.005	3	6	11.024	0.019	84.47
32	26	R	5 Garry WEST	BMW -	1:46.303	5	5	11.322	0.298	84.23
33	84	R	6 Mark RUSTED	Yamaha -	1:47.454	4	6	12.473	1.151	83.33
34	33	R	7 Dan VLADUCEANU	BMW -	1:47.974	6	6	12.993	0.520	82.93
35	78	C	10 Barry DAVISON	Honda -	1:48.283	3	4	13.302	0.309	82.69
36	46	R	8 Simon GATES	Yamaha -	1:49.017	5	6	14.036	0.734	82.13
37	43	R	9 Ben NEAGU	Honda -	1:49.213	6	6	14.232	0.196	81.99
38	48	R	10 Christos BOUZOUKIS	Yamaha -	1:53.592	6	6	18.611	4.379	78.82
39	100	R	11 Karl TOOLE	Ducati - KTMS/Penultimate	1:53.696	3	6	18.715	0.104	78.75

Donington Park GP
 Circuit Length = 2.4873 miles
 Start: 12:13 Flag 12:26 End: 12:28

Weather / Track : Cloudy / Dry
 These results are provisional until the conclusion of any judicial and technical matters.

Clerk Of Course :	Timekeeper :
-------------------	--------------

Results can be found at www.tsl-timing.com

Printed - 12:28 Saturday, 27 July 2013



BMCRC-MRO Championships 2013 - Donington GP
Morello Services MRO Powerbikes & Rookie 1000(A)
QUALIFYING - LAP ANALYSIS

DIFF = Difference To Personal Best Lap

P1 99 Barry CHAPMAN				
LAP	LAP TIME	DIFF	MPH	TIME OF DAY
1 -	1:36.566	1.585	92.72	12:17:01.422
2 -	1:36.820	1.839	92.48	12:18:38.242
3 -	1:36.630	1.649	92.66	12:20:14.872
4 -	1:35.818 (2)	0.837	93.45	12:21:50.690
5 -	1:36.280 (3)	1.299	93.00	12:23:26.970
6 -	1:34.981 (1)		94.27	12:25:01.951
7 -	1:46.407 P	11.426	84.15	12:26:48.358

P2 126 Jonathan LODGE				
LAP	LAP TIME	DIFF	MPH	TIME OF DAY
1 -	1:36.683 (3)	1.376	92.61	12:17:42.598
2 -	1:39.308	4.001	90.16	12:19:21.906
3 -	1:38.473	3.166	90.93	12:21:00.379
4 -	1:35.394 (2)	0.087	93.86	12:22:35.773
5 -	1:37.118	1.811	92.20	12:24:12.891
6 -	1:35.307 (1)		93.95	12:25:40.198
7 -	1:40.376	5.069	89.20	12:27:28.574

P3 11 Peter BAKER				
LAP	LAP TIME	DIFF	MPH	TIME OF DAY
1 -	1:35.908 (3)	0.478	93.36	12:17:38.942
2 -	1:36.079	0.649	93.19	12:19:15.021
3 -	1:36.546	1.116	92.74	12:20:51.567
4 -	1:37.468	2.038	91.87	12:22:29.035
5 -	1:35.862 (2)	0.432	93.40	12:24:04.897
6 -	1:35.430 (1)		93.83	12:25:40.327
7 -	1:38.155	2.725	91.22	12:27:18.482

P4 90 Sam COVENTRY				
LAP	LAP TIME	DIFF	MPH	TIME OF DAY
1 -	1:37.488	1.815	91.85	12:17:17.716
2 -	1:36.925	1.252	92.38	12:18:54.641
3 -	1:37.378	1.705	91.95	12:20:32.019
4 -	1:35.673 (1)		93.59	12:22:07.692
5 -	1:36.621 (3)	0.948	92.67	12:23:44.313
6 -	1:38.154	2.481	91.22	12:25:22.467
7 -	1:36.035 (2)	0.362	93.24	12:26:58.502

P5 117 Ed PEAD				
LAP	LAP TIME	DIFF	MPH	TIME OF DAY
1 -	1:38.294 (2)	0.484	91.09	12:17:04.725
2 -	1:49.538	11.728	81.74	12:18:54.263
3 -	1:42.506	4.696	87.35	12:20:36.769
4 -	1:38.586	0.776	90.82	12:22:15.355
5 -	1:37.810 (1)		91.54	12:23:53.165
6 -	1:43.461	5.651	86.54	12:25:36.626
7 -	1:38.371 (3)	0.561	91.02	12:27:14.997

P6 63 James WHITE				
LAP	LAP TIME	DIFF	MPH	TIME OF DAY
1 -	1:46.139	7.925	84.36	12:17:30.262
2 -	1:38.867 (3)	0.653	90.57	12:19:09.129
3 -	1:38.214 (1)		91.17	12:20:47.343
4 -	1:38.371 (2)	0.157	91.02	12:22:25.714
5 -	1:40.245 P	2.031	89.32	12:24:05.959
6 -	2:12.749	34.535	67.45	12:26:18.708

DIFF = Difference To Personal Best Lap

P7 3 Colin PARKER				
LAP	LAP TIME	DIFF	MPH	TIME OF DAY
1 -	1:40.156	1.710	89.40	12:17:07.644
2 -	1:39.195	0.749	90.27	12:18:46.839
3 -	1:38.745	0.299	90.68	12:20:25.584
4 -	1:38.670 (3)	0.224	90.75	12:22:04.254
5 -	1:38.999	0.553	90.44	12:23:43.253
6 -	1:38.446 (1)		90.95	12:25:21.699
7 -	1:38.645 (2)	0.199	90.77	12:27:00.344

P8 79 Jason PAGE				
LAP	LAP TIME	DIFF	MPH	TIME OF DAY
1 -	1:43.608 (3)	4.983	86.42	12:17:20.209
2 -	1:38.938 (2)	0.313	90.50	12:18:59.147
3 -	1:47.352	8.727	83.41	12:20:46.499
4 -	1:38.625 (1)		90.79	12:22:25.124
5 -	1:42.133 P	3.508	87.67	12:24:07.257
6 -	3:43.335	2:04.710	40.09	12:27:50.592

P9 10 Steve MURPHY				
LAP	LAP TIME	DIFF	MPH	TIME OF DAY
1 -	1:42.125	3.220	87.68	12:18:20.667
2 -	1:39.363 (2)	0.458	90.11	12:20:00.030
3 -	1:39.819	0.914	89.70	12:21:39.849
4 -	1:38.905 (1)		90.53	12:23:18.754
5 -	1:39.421 (3)	0.516	90.06	12:24:58.175
6 -	1:41.966	3.061	87.81	12:26:40.141

P10 138 Michael BLANK				
LAP	LAP TIME	DIFF	MPH	TIME OF DAY
1 -	1:38.906 (1)		90.53	12:17:05.991
2 -	1:39.410 (2)	0.504	90.07	12:18:45.401
3 -	1:39.421 (3)	0.515	90.06	12:20:24.822
4 -	1:39.728	0.822	89.78	12:22:04.550
5 -	1:43.306 P	4.400	86.67	12:23:47.856

P11 23 Mark FINCHAM				
LAP	LAP TIME	DIFF	MPH	TIME OF DAY
1 -	1:40.895	1.771	88.75	12:17:14.164
2 -	1:39.630 (3)	0.506	89.87	12:18:53.794
3 -	1:39.244 (2)	0.120	90.22	12:20:33.038
4 -	1:39.936	0.812	89.60	12:22:12.974
5 -	1:39.124 (1)		90.33	12:23:52.098
6 -	1:39.701	0.577	89.81	12:25:31.799
7 -	1:43.174	4.050	86.78	12:27:14.973

P12 97 James KIFF				
LAP	LAP TIME	DIFF	MPH	TIME OF DAY
1 -	1:41.047	1.798	88.61	12:17:06.280
2 -	1:45.000	5.751	85.28	12:18:51.280
3 -	1:40.719	1.470	88.90	12:20:31.999
4 -	1:40.304 (2)	1.055	89.27	12:22:12.303
5 -	1:39.249 (1)		90.22	12:23:51.552
6 -	1:45.324	6.075	85.01	12:25:36.876
7 -	1:40.506 (3)	1.257	89.09	12:27:17.382

P13 30 Michael HONEY				
LAP	LAP TIME	DIFF	MPH	TIME OF DAY
1 -	1:41.047	1.798	88.61	12:17:06.280
2 -	1:45.000	5.751	85.28	12:18:51.280
3 -	1:40.719	1.470	88.90	12:20:31.999
4 -	1:40.304 (2)	1.055	89.27	12:22:12.303
5 -	1:39.249 (1)		90.22	12:23:51.552
6 -	1:45.324	6.075	85.01	12:25:36.876
7 -	1:40.506 (3)	1.257	89.09	12:27:17.382

Weather / Track : Cloudy / Dry

Donington Park GP
 Circuit Length = 2.4873 miles
 Start: 12:13 Flag 12:26 End: 12:28

BMCRC-MRO Championships 2013 - Donington GP
Morello Services MRO Powerbikes & Rookie 1000(A)
QUALIFYING - LAP ANALYSIS

DIFF = Difference To Personal Best Lap

1 -	1:40.690	1.385	88.93	12:17:09.165
2 -	1:39.305 (1)		90.17	12:18:48.470
3 -	1:39.398 (2)	0.093	90.08	12:20:27.868
4 -	1:40.617	1.312	88.99	12:22:08.485
5 -	1:40.402	1.097	89.18	12:23:48.887
6 -	1:40.431	1.126	89.16	12:25:29.318
7 -	1:39.927 (3)	0.622	89.60	12:27:09.245

P14 68 Duncan GIBSON				
LAP	LAP TIME	DIFF	MPH	TIME OF DAY
1 -	1:42.072 (3)	2.531	87.72	12:17:14.888
2 -	1:40.180 (2)	0.639	89.38	12:18:55.068
3 -	1:39.541 (1)		89.95	12:20:34.609
4 -	1:45.014 P	5.473	85.26	12:22:19.623

P15 58 Jamie LOVEDAY				
LAP	LAP TIME	DIFF	MPH	TIME OF DAY
1 -	1:43.951	4.205	86.14	12:18:24.193
2 -	1:40.582 (2)	0.836	89.02	12:20:04.775
3 -	1:40.968 (3)	1.222	88.68	12:21:45.743
4 -	1:43.287	3.541	86.69	12:23:29.030
5 -	1:39.746 (1)		89.77	12:25:08.776
6 -	1:41.205	1.459	88.47	12:26:49.981

P16 76 Jason BYARD				
LAP	LAP TIME	DIFF	MPH	TIME OF DAY
1 -	1:43.477	3.596	86.53	12:18:02.971
2 -	1:42.047	2.166	87.74	12:19:45.018
3 -	1:40.454 (3)	0.573	89.13	12:21:25.472
4 -	1:39.881 (1)		89.65	12:23:05.353
5 -	1:45.089	5.208	85.20	12:24:50.442
6 -	1:40.355 (2)	0.474	89.22	12:26:30.797

P17 8 John COUGHLAN				
LAP	LAP TIME	DIFF	MPH	TIME OF DAY
1 -	1:43.160	2.858	86.80	12:17:15.035
2 -	1:41.015	0.713	88.64	12:18:56.050
3 -	1:41.011 (3)	0.709	88.64	12:20:37.061
4 -	1:40.687 (2)	0.385	88.93	12:22:17.748
5 -	1:40.302 (1)		89.27	12:23:58.050
6 -	1:42.161	1.859	87.65	12:25:40.211
7 -	1:46.933 P	6.631	83.73	12:27:27.144

P18 133 Ben GALLAWAY				
LAP	LAP TIME	DIFF	MPH	TIME OF DAY
1 -	1:44.491	3.813	85.69	12:17:31.297
2 -	1:41.741 (3)	1.063	88.01	12:19:13.038
3 -	1:40.678 (1)		88.94	12:20:53.716
4 -	1:41.802	1.124	87.95	12:22:35.518
5 -	1:41.479 (2)	0.801	88.23	12:24:16.997
6 -	1:49.015 P	8.337	82.13	12:26:06.012

P19 7 Chris WOOLLETT				
LAP	LAP TIME	DIFF	MPH	TIME OF DAY
1 -	1:43.774	2.955	86.28	12:17:25.933
2 -	1:42.987	2.168	86.94	12:19:08.920
3 -	1:41.397 (3)	0.578	88.31	12:20:50.317
4 -	1:41.814	0.995	87.94	12:22:32.131
5 -	1:40.895 (2)	0.076	88.75	12:24:13.026

DIFF = Difference To Personal Best Lap

6 -	1:40.819 (1)		88.81	12:25:53.845
7 -	1:41.789	0.970	87.97	12:27:35.634

P20 24 Alan SMITH				
LAP	LAP TIME	DIFF	MPH	TIME OF DAY
1 -	1:42.871	2.025	87.04	12:17:53.848
2 -	1:42.102 (2)	1.256	87.70	12:19:35.950
3 -	1:40.846 (1)		88.79	12:21:16.796
4 -	1:42.579	1.733	87.29	12:22:59.375
5 -	1:42.373 (3)	1.527	87.46	12:24:41.748
6 -	1:42.958	2.112	86.97	12:26:24.706

P21 42 Alan WOOD				
LAP	LAP TIME	DIFF	MPH	TIME OF DAY
1 -	1:44.906	3.895	85.35	12:17:21.916
2 -	1:44.356	3.345	85.80	12:19:06.272
3 -	1:43.403	2.392	86.59	12:20:49.675
4 -	1:43.900	2.889	86.18	12:22:33.575
5 -	1:41.398 (2)	0.387	88.30	12:24:14.973
6 -	1:42.391 (3)	1.380	87.45	12:25:57.364
7 -	1:41.011 (1)		88.64	12:27:38.375

P22 111 Adrian AVERRE				
LAP	LAP TIME	DIFF	MPH	TIME OF DAY
1 -	1:45.390	3.724	84.96	12:17:26.845
2 -	1:42.668	1.002	87.21	12:19:09.513
3 -	1:41.666 (1)		88.07	12:20:51.179
4 -	1:43.727	2.061	86.32	12:22:34.906
5 -	1:41.845 (2)	0.179	87.92	12:24:16.751
6 -	1:42.607	0.941	87.26	12:25:59.358
7 -	1:42.347 (3)	0.681	87.49	12:27:41.705

P23 41 Colin THOMPSON				
LAP	LAP TIME	DIFF	MPH	TIME OF DAY
1 -	1:44.648	2.010	85.56	12:17:15.746
2 -	1:42.855 (3)	0.217	87.05	12:18:58.601
3 -	1:42.638 (1)		87.24	12:20:41.239
4 -	1:43.213	0.575	86.75	12:22:24.452
5 -	1:44.246	1.608	85.89	12:24:08.698
6 -	1:43.013	0.375	86.92	12:25:51.711
7 -	1:42.844 (2)	0.206	87.06	12:27:34.555

P24 6 Derek GULBRANDSEN				
LAP	LAP TIME	DIFF	MPH	TIME OF DAY
1 -	1:44.558 (3)	1.820	85.64	12:17:27.611
2 -	1:43.118 (2)	0.380	86.83	12:19:10.729
3 -	1:42.738 (1)		87.15	12:20:53.467
4 -	1:43.732 P	0.994	86.32	12:22:37.199

P25 71 Dan COUZENS				
LAP	LAP TIME	DIFF	MPH	TIME OF DAY
1 -	1:45.713	2.703	84.70	12:17:37.289
2 -	1:46.107	3.097	84.39	12:19:23.396
3 -	1:43.949 (3)	0.939	86.14	12:21:07.345
4 -	1:43.061 (2)	0.051	86.88	12:22:50.406
5 -	1:44.078	1.068	86.03	12:24:34.484
6 -	1:43.010 (1)		86.92	12:26:17.494

Weather / Track : Cloudy / Dry

Donington Park GP
 Circuit Length = 2.4873 miles
 Start: 12:13 Flag 12:26 End: 12:28

BMCRC-MRO Championships 2013 - Donington GP
Morello Services MRO Powerbikes & Rookie 1000(A)
QUALIFYING - LAP ANALYSIS

DIFF = Difference To Personal Best Lap

P26 15 Stuart YOUNG				
LAP	LAP TIME	DIFF	MPH	TIME OF DAY
1 -	1:50.112	5.692	81.32	12:17:31.188
2 -	1:48.761	4.341	82.33	12:19:19.949
3 -	1:48.509	4.089	82.52	12:21:08.458
4 -	1:48.221 (3)	3.801	82.74	12:22:56.679
5 -	1:44.969 (2)	0.549	85.30	12:24:41.648
6 -	1:44.420 (1)		85.75	12:26:26.068

P27 179 Alan HUGHES				
LAP	LAP TIME	DIFF	MPH	TIME OF DAY
1 -	1:48.203	3.374	82.75	12:17:36.431
2 -	1:46.413	1.584	84.14	12:19:22.844
3 -	1:46.178	1.349	84.33	12:21:09.022
4 -	1:45.620 (3)	0.791	84.77	12:22:54.642
5 -	1:44.829 (1)		85.41	12:24:39.471
6 -	1:44.915 (2)	0.086	85.34	12:26:24.386

P28 14 Bryan PARISH				
LAP	LAP TIME	DIFF	MPH	TIME OF DAY
1 -	1:44.993 (1)		85.28	12:17:53.516
2 -	1:46.247 (2)	1.254	84.27	12:19:39.763

P29 80 Adam FOSTER				
LAP	LAP TIME	DIFF	MPH	TIME OF DAY
1 -	1:48.241	2.533	82.72	12:19:25.320
2 -	1:47.026 (3)	1.318	83.66	12:21:12.346
3 -	1:46.936 (2)	1.228	83.73	12:22:59.282
4 -	1:47.106	1.398	83.60	12:24:46.388
5 -	1:45.708 (1)		84.70	12:26:32.096

P30 66 Joe CARNELL				
LAP	LAP TIME	DIFF	MPH	TIME OF DAY
1 -	1:48.357	2.371	82.63	12:17:32.201
2 -	1:46.689 (2)	0.703	83.93	12:19:18.890
3 -	1:50.853	4.867	80.77	12:21:09.743
4 -	1:47.431 (3)	1.445	83.35	12:22:57.174
5 -	1:45.986 (1)		84.48	12:24:43.160
6 -	2:00.996	15.010	74.00	12:26:44.156

P31 17 Colin CLUNE				
LAP	LAP TIME	DIFF	MPH	TIME OF DAY
1 -	1:50.401	4.396	81.10	12:17:31.681
2 -	1:46.310	0.305	84.22	12:19:17.991
3 -	1:46.005 (1)		84.47	12:21:03.996
4 -	1:46.071 (3)	0.066	84.41	12:22:50.067
5 -	1:46.070 (2)	0.065	84.42	12:24:36.137
6 -	1:46.193	0.188	84.32	12:26:22.330

P32 26 Garry WEST				
LAP	LAP TIME	DIFF	MPH	TIME OF DAY
1 -	1:47.262	0.959	83.48	12:19:17.449
2 -	1:47.678	1.375	83.15	12:21:05.127
3 -	1:47.094 (3)	0.791	83.61	12:22:52.221
4 -	1:46.823 (2)	0.520	83.82	12:24:39.044
5 -	1:46.303 (1)		84.23	12:26:25.347

DIFF = Difference To Personal Best Lap

P33 84 Mark RUSTED				
LAP	LAP TIME	DIFF	MPH	TIME OF DAY
1 -	1:53.029	5.575	79.22	12:18:27.034
2 -	1:49.138	1.684	82.04	12:20:16.172
3 -	1:47.645 (3)	0.191	83.18	12:22:03.817
4 -	1:47.454 (1)		83.33	12:23:51.271
5 -	1:47.548 (2)	0.094	83.26	12:25:38.819
6 -	1:51.311 P	3.857	80.44	12:27:30.130

P34 33 Dan VLADUCEANU				
LAP	LAP TIME	DIFF	MPH	TIME OF DAY
1 -	1:52.715	4.741	79.44	12:18:26.195
2 -	1:50.828	2.854	80.79	12:20:17.023
3 -	1:49.831	1.857	81.52	12:22:06.854
4 -	1:49.214 (2)	1.240	81.99	12:23:56.068
5 -	1:49.443 (3)	1.469	81.81	12:25:45.511
6 -	1:47.974 (1)		82.93	12:27:33.485

P35 78 Barry DAVISON				
LAP	LAP TIME	DIFF	MPH	TIME OF DAY
1 -	3:17.601 (3)	1:29.318	45.31	12:18:56.893
2 -	1:49.620 (2)	1.337	81.68	12:20:46.513
3 -	1:48.283 (1)		82.69	12:22:34.796
4 -	1:49.826 P	1.543	81.53	12:24:24.622

P36 46 Simon GATES				
LAP	LAP TIME	DIFF	MPH	TIME OF DAY
1 -	1:53.576	4.559	78.84	12:17:34.201
2 -	1:50.884	1.867	80.75	12:19:25.085
3 -	1:49.735	0.718	81.60	12:21:14.820
4 -	1:49.219 (2)	0.202	81.98	12:23:04.039
5 -	1:49.017 (1)		82.13	12:24:53.056
6 -	1:49.248 (3)	0.231	81.96	12:26:42.304

P37 43 Ben NEAGU				
LAP	LAP TIME	DIFF	MPH	TIME OF DAY
1 -	1:52.105	2.892	79.87	12:18:41.792
2 -	1:49.497 (2)	0.284	81.77	12:20:31.289
3 -	1:49.886	0.673	81.48	12:22:21.175
4 -	1:52.656	3.443	79.48	12:24:13.831
5 -	1:49.614 (3)	0.401	81.69	12:26:03.445
6 -	1:49.213 (1)		81.99	12:27:52.658

P38 48 Christos BOUZOUKIS				
LAP	LAP TIME	DIFF	MPH	TIME OF DAY
1 -	1:58.324	4.732	75.67	12:17:48.237
2 -	1:56.442	2.850	76.90	12:19:44.679
3 -	1:56.168	2.576	77.08	12:21:40.847
4 -	1:55.369 (3)	1.777	77.61	12:23:36.216
5 -	1:54.268 (2)	0.676	78.36	12:25:30.484
6 -	1:53.592 (1)		78.82	12:27:24.076

P39 100 Karl TOOLE				
LAP	LAP TIME	DIFF	MPH	TIME OF DAY
1 -	1:55.989	2.293	77.20	12:17:52.006
2 -	1:54.060 (3)	0.364	78.50	12:19:46.066
3 -	1:53.696 (1)		78.75	12:21:39.762
4 -	1:55.621	1.925	77.44	12:23:35.383

Donington Park GP
 Circuit Length = 2.4873 miles
 Start: 12:13 Flag 12:26 End: 12:28

Weather / Track : Cloudy / Dry

BMCRC-MRO Championships 2013 - Donington GP
Morello Services MRO Powerbikes & Rookie 1000(A)
QUALIFYING - LAP ANALYSIS

DIFF = Difference To Personal Best Lap

5 -	1:54.028 (2)	0.332	78.52	12:25:29.411
6 -	2:11.860 P	18.164	67.90	12:27:41.271

BMCRC-MRO Championships 2013 - Donington GP

Morello Services MRO Powerbikes & Rookie 1000(A)

RACE 5 - GRID

ROW 10	39	1:53.696	100	Karl TOOLE	38	1:53.592	48	Christos BOUZOUKIS	37	1:49.213	43	Ben NEAGU				
ROW 9	36	1:49.017	46	Simon GATES	35	1:48.283	78	Barry DAVISON	34	1:47.974	33	Dan VLADUCEANU	33	1:47.454	84	Mark RUSTED
ROW 8	32	1:46.303	26	Garry WEST	31	1:46.005	17	Colin CLUNE	30	1:45.986	66	Joe CARNELL	29	1:45.708	80	Adam FOSTER
ROW 7	28	1:44.993	14	Bryan PARISH	27	1:44.829	179	Alan HUGHES	26	1:44.420	15	Stuart YOUNG	25	1:43.010	71	Dan COUZENS
ROW 6	24	1:42.738	6	Derek GULBRANDSEN	23	1:42.638	41	Colin THOMPSON	22	1:41.666	111	Adrian AVERRE	21	1:41.011	42	Alan WOOD
ROW 5	20	1:40.846	24	Alan SMITH	19	1:40.819	7	Chris WOOLLETT	18	1:40.678	133	Ben GALLAWAY	17	1:40.302	8	John COUGHLAN
ROW 4	16	1:39.881	76	Jason BYARD	15	1:39.746	58	Jamie LOVEDAY	14	1:39.541	68	Duncan GIBSON	13	1:39.305	30	Michael HONEY
ROW 3	12	1:39.249	97	James KIFF	11	1:39.124	23	Mark FINCHAM	10	1:38.906	138	Michael BLANK	9	1:38.905	10	Steve MURPHY
ROW 2	8	1:38.625	79	Jason PAGE	7	1:38.446	3	Colin PARKER	6	1:38.214	63	James WHITE	5	1:37.810	117	Ed PEAD
ROW 1	4	1:35.673	90	Sam COVENTRY	3	1:35.430	11	Peter BAKER	2	1:35.307	126	Jonathan LODGE	1	1:34.981	99	Barry CHAPMAN
Pole																

Donington Park GP
Circuit Length = 2.4873 miles

These results are provisional until the conclusion of any judicial and technical matters.

Clerk Of Course :	Timekeeper :
-------------------	--------------

Results can be found at www.tsl-timing.com

Printed - 12:30 Saturday, 27 July 2013





BMCRC-MRO Championships 2013 - Donington GP

Morello Services MRO Powerbikes & Rookie 1000(A)

RACE 5 - CLASSIFICATION

POS	NO	CL	PIC NAME	ENTRY	LAPS	TIME	GAP	DIFF	MPH	BEST	ON
1	11		Peter BAKER	Kawasaki - Morello Services	7	11:11.968			93.27	1:35.054	2
2	126		Jonathan LODGE	Kawasaki - Diesolift/Earnshaws	7	11:13.245	1.277	1.277	93.10	1:35.239	6
3	99		Barry CHAPMAN	BMW -	7	11:25.333	13.365	12.088	91.46	1:36.324	2
4	63		James WHITE	Kawasaki - Team Afterdark	7	11:34.951	22.983	9.618	90.19	1:37.782	6
5	117		Ed PEAD	Kawasaki -	7	11:36.298	24.330	1.347	90.02	1:37.621	3
6	97		James KIFF	Suzuki - JK Auto-Tek	7	11:37.338	25.370	1.040	89.88	1:38.874	5
7	10		Steve MURPHY	Kawasaki -	7	11:37.797	25.829	0.459	89.82	1:37.693	4
8	30	C	1 Michael HONEY	Suzuki - Digital Barriers/Climate	7	11:45.393	33.425	7.596	88.85	1:39.090	5
9	138		8 Michael BLANK	Kawasaki - Foxcote Fire Systems	7	11:45.668	33.700	0.275	88.82	1:39.135	3
10	76	C	2 Jason BYARD	Kawasaki - May Construction	7	11:45.798	33.830	0.130	88.80	1:38.527	5
11	8	C	3 John COUGHLAN	Aprilia - Bikersworld	7	11:46.991	35.023	1.193	88.65	1:39.254	5
12	79		9 Jason PAGE	Kawasaki - Team GFR	7	11:52.204	40.236	5.213	88.01	1:39.710	3
13	24	C	4 Alan SMITH	Kawasaki -	7	11:52.300	40.332	0.096	87.99	1:40.072	4
14	23	C	5 Mark FINCHAM	BMW - Eurotech Bikesure	7	11:52.325	40.357	0.025	87.99	1:38.474	5
15	133		10 Ben GALLAWAY	Ducati -	7	11:54.822	42.854	2.497	87.68	1:39.801	7
16	7	C	6 Chris WOOLLETT	Kawasaki - Littlewood Fencing	7	11:55.520	43.552	0.698	87.60	1:40.072	6
17	41		11 Colin THOMPSON	Honda - GRP Motorsport	7	12:04.181	52.213	8.661	86.55	1:41.200	6
18	42	C	7 Alan WOOD	Suzuki - alanwoodracing.co.uk	7	12:06.739	54.771	2.558	86.24	1:40.855	5
19	71		12 Dan COUZENS	Suzuki - Team V Speed	7	12:06.966	54.998	0.227	86.22	1:41.502	6
20	66		13 Joe CARNELL	Honda - PGM Plastering	7	12:07.288	55.320	0.322	86.18	1:41.843	2
21	58	C	8 Jamie LOVEDAY	Kawasaki - Insignia Signs	7	12:13.162	1:01.194	5.874	85.49	1:40.455	6
22	6		14 Derek GULBRANDSEN	Honda -	7	12:15.018	1:03.050	1.856	85.27	1:43.237	2
23	111	R	1 Adrian AVERRE	Aprilia -	7	12:19.211	1:07.243	4.193	84.79	1:42.983	5
24	14	C	9 Bryan PARISH	Kawasaki - Allcool/Genstar	7	12:19.820	1:07.852	0.609	84.72	1:43.934	6
25	179		15 Alan HUGHES	Suzuki -	7	12:25.106	1:13.138	5.286	84.12	1:44.045	2
26	80	R	2 Adam FOSTER	Honda -	7	12:30.619	1:18.651	5.513	83.50	1:44.299	5
27	15	R	3 Stuart YOUNG	Suzuki - SJY Tiling	7	12:31.269	1:19.301	0.650	83.43	1:44.521	7
28	84	R	4 Mark RUSTED	Yamaha -	7	12:32.102	1:20.134	0.833	83.34	1:45.082	6
29	17	R	5 Colin CLUNE	Yamaha -	7	12:34.219	1:22.251	2.117	83.10	1:44.466	6
30	26	R	6 Garry WEST	BMW -	7	12:43.616	1:31.648	9.397	82.08	1:45.684	6
31	33	R	7 Dan VLADUCEANU	BMW -	7	12:44.479	1:32.511	0.863	81.99	1:46.052	6
32	43	R	8 Ben NEAGU	Honda -	7	12:44.804	1:32.836	0.325	81.95	1:46.019	6
33	78	C	10 Barry DAVISON	Honda -	7	12:50.626	1:38.658	5.822	81.33	1:47.395	6
34	46	R	9 Simon GATES	Yamaha -	7	12:52.231	1:40.263	1.605	81.16	1:47.595	7
35	100	R	10 Karl TOOLE	Ducati - KTMS/Penultimate	6	11:25.630	1 Lap	1 Lap	78.36	1:49.423	2
36	48	R	11 Christos BOUZOUKIS	Yamaha -	6	11:43.291	1 Lap	17.661	76.39	1:54.731	5

NOT CLASSIFIED

DNF	90		Sam COVENTRY	BMW - Futuremoto/Continental	6	9:37.481	1 Lap		93.03	1:35.435	5
DNF	68		Duncan GIBSON	Ducati - JHP/G&G Racing	3	5:05.923	4 Laps	3 Laps	87.81	1:39.999	3
DNF	3		Colin PARKER	Kawasaki -	2	3:21.991	5 Laps	1 Lap	88.66	1:38.932	2

FASTEST LAP

11			Peter BAKER	Kawasaki - Morello Services	2	1:35.054			94.20 mph	151.60 kph	
23	C		Mark FINCHAM	BMW - Eurotech Bikesure	5	1:38.474			90.93 mph	146.34 kph	
111	R		Adrian AVERRE	Aprilia -	5	1:42.983			86.95 mph	139.93 kph	

Donington Park GP

Circuit Length = 2.4873 miles

Start: 15:53 Flag 16:04 End: 16:06

Weather / Track : Cloudy / Dry

These results are provisional until the conclusion of any judicial and technical matters.

Clerk Of Course :	Timekeeper :
-------------------	--------------

Results can be found at www.tsl-timing.com

Printed - 16:08 Saturday, 27 July 2013



BMCRC-MRO Championships 2013 - Donington GP

Morello Services MRO Powerbikes & Rookie 1000(A)

RACE 5 - LAP CHART

LAP 1		
NO	BEHIND	LAP TIME

90		1:38.011
126	0.730	1:38.741
11	1.043	1:39.054
99	2.370	1:40.381
97	2.836	1:40.847
63	4.564	1:42.575
3	5.048	1:43.059
68	7.200	1:45.211
10	7.621	1:45.632
138	7.988	1:45.999
79	8.398	1:46.409
117	8.744	1:46.755
76	8.977	1:46.988
30	9.340	1:47.351
8	9.780	1:47.791
24	10.466	1:48.477
133	11.270	1:49.281
7	11.972	1:49.983
66	12.589	1:50.600
42	12.983	1:50.994
41	13.526	1:51.537
14	14.968	1:52.979
23	15.109	1:53.120
71	15.319	1:53.330
6	15.785	1:53.796
179	16.304	1:54.315
15	16.870	1:54.881
111	17.319	1:55.330
84	17.832	1:55.843
80	18.611	1:56.622
17	18.945	1:56.956
78	19.851	1:57.862
33	20.196	1:58.207
46	20.702	1:58.713
26	20.965	1:58.976
43	21.619	1:59.630
100	22.248	2:00.259
58	22.411	2:00.422
48	26.820	2:04.831

LAP 2		
NO	BEHIND	LAP TIME

90		1:35.687
11	0.410	1:35.054
126	0.741	1:35.698
99	3.007	1:36.324
97	6.295	1:39.146
63	6.955	1:38.078
3	8.293	1:38.932
10	10.803	1:38.869
117	11.750	1:38.693
68	12.226	1:40.713
138	12.582	1:40.281
79	13.175	1:40.464
30	13.359	1:39.706
76	14.339	1:41.049
8	14.669	1:40.576
24	15.712	1:40.933
7	17.150	1:40.865
133	18.057	1:42.474
66	18.745	1:41.843
42	19.514	1:42.218

23	19.936	1:40.514
41	20.254	1:42.415
71	22.661	1:43.029
6	23.335	1:43.237
14	24.100	1:44.819
179	24.662	1:44.045
111	25.856	1:44.224
15	27.745	1:46.562
84	28.916	1:46.771
80	29.580	1:46.656
58	29.679	1:42.955
17	30.086	1:46.828
78	32.316	1:48.152
33	32.952	1:48.443
46	33.893	1:48.878
26	34.091	1:48.813
43	34.377	1:48.445
100	35.984	1:49.423
48	47.693	1:56.560

LAP 3		
NO	BEHIND	LAP TIME

11		1:35.834
126	0.214	1:35.717
90	0.686	1:36.930
99	3.328	1:36.565
63	9.417	1:38.706
97	9.806	1:39.755
10	12.671	1:38.112
117	13.127	1:37.621
138	15.473	1:39.135
68	15.981	1:39.999
30	16.430	1:39.315
79	16.641	1:39.710
76	18.232	1:40.137
8	19.033	1:40.608
24	19.730	1:40.262
7	22.037	1:41.131
23	22.386	1:38.694
133	23.262	1:41.449
66	26.013	1:43.512
41	26.788	1:42.778
71	29.087	1:42.670
42	29.599	1:46.329
6	30.393	1:43.302
14	32.202	1:44.346
111	32.715	1:43.103
179	33.297	1:44.879
58	37.001	1:43.566
15	39.438	1:47.937
84	39.468	1:46.796
80	40.078	1:46.742
17	40.217	1:46.375
33	45.166	1:48.458
78	45.620	1:49.548
26	45.659	1:47.812
46	46.615	1:48.966
43	46.763	1:48.630
100	50.175	1:50.435
48	1:07.498	1:56.049

LAP 4		
NO	BEHIND	LAP TIME

11		1:35.868
----	--	----------

126	0.334	1:35.988
90	0.723	1:35.905
99	4.475	1:37.015
63	11.709	1:38.160
97	14.125	1:40.187
10	14.496	1:37.693
117	15.325	1:38.066
138	19.226	1:39.621
30	20.473	1:39.911
79	21.534	1:40.761
76	22.166	1:39.802
8	22.722	1:39.557
24	23.934	1:40.072
23	26.437	1:39.919
7	27.876	1:41.707
133	28.308	1:40.914
66	32.666	1:42.521
41	33.021	1:42.101
71	36.157	1:42.938
42	36.695	1:42.964
6	38.012	1:43.487
14	41.062	1:44.728
111	41.683	1:44.836
179	43.054	1:45.625
58	43.187	1:42.054
84	49.806	1:46.206
80	50.297	1:46.087
15	51.203	1:47.633
17	52.231	1:47.882
33	57.962	1:48.664
26	58.289	1:48.498
43	59.345	1:48.450
78	1:00.020	1:50.268
46	1:00.516	1:49.769
100	1:06.593	1:52.286
48	1:26.799	1:55.169

LAP 5		
NO	BEHIND	LAP TIME

11		1:35.528
126	0.439	1:35.633
90	0.630	1:35.435
99	6.899	1:37.952
63	14.905	1:38.724
10	16.930	1:37.962
97	17.471	1:38.874
117	17.689	1:37.892
138	23.633	1:39.935
30	24.035	1:39.090
76	25.165	1:38.527
8	26.448	1:39.254
79	28.445	1:42.439
24	28.882	1:40.476
23	29.383	1:38.474
7	33.155	1:40.807
133	33.583	1:40.803
41	39.517	1:42.024
66	40.565	1:43.427
42	42.022	1:40.855
71	42.525	1:41.896
6	46.278	1:43.794
111	49.138	1:42.983
58	50.097	1:42.438
14	50.420	1:44.886
179	52.635	1:45.109

80	59.068	1:44.299
84	59.861	1:45.583
15	1:00.865	1:45.190
17	1:02.548	1:45.845
26	1:08.972	1:46.211
33	1:10.138	1:47.704
43	1:10.528	1:46.711
78	1:11.908	1:47.416
46	1:14.889	1:49.901
100	1:24.065	1:53.000

LAP 6		
NO	BEHIND	LAP TIME

11		1:35.222
126	0.456	1:35.239
90	0.921	1:35.513
99	9.535	1:37.858
48	1 Lap	1:54.731
63	17.465	1:37.782
10	19.456	1:37.748
117	21.270	1:38.803
97	21.378	1:39.129
30	28.635	1:39.822
138	29.121	1:40.710
76	29.438	1:39.495
8	30.875	1:39.649
79	33.593	1:40.370
23	33.779	1:39.618
24	34.250	1:40.590
7	38.005	1:40.072
133	38.461	1:40.100
41	45.495	1:41.200
66	47.981	1:42.638
42	48.466	1:41.666
71	48.805	1:41.502
6	54.471	1:43.415
58	55.330	1:40.455
111	57.447	1:43.531
14	59.132	1:43.934
179	1:02.424	1:45.011
80	1:09.216	1:45.370
84	1:09.721	1:45.082
15	1:10.188	1:44.545
17	1:11.792	1:44.466
26	1:19.434	1:45.684
33	1:20.968	1:46.052
43	1:21.325	1:46.019
78	1:24.081	1:47.395
46	1:28.076	1:48.409

LAP 7		
NO	BEHIND	LAP TIME

11		1:35.408
126	1.277	1:36.229
99	13.365	1:39.238
100	1 Lap	2:00.227
63	22.983	1:40.926
117	24.330	1:38.468
97	25.370	1:39.400
10	25.829	1:41.781
48	1 Lap	1:55.951
30	33.425	1:40.198
138	33.700	1:39.987
76	33.830	1:39.800

8	35.023	1:39.556
79	40.236	1:42.051
24	40.332	1:41.490
23	40.357	1:41.986
133	42.854	1:39.801
7	43.552	1:40.955
41	52.213	1:42.126
42	54.771	1:41.713
71	54.998	1:41.601
66	55.320	1:42.747
58	1:01.194	1:41.272
6	1:03.050	1:43.987
111	1:07.243	1:45.204
14	1:07.852	1:44.128
179	1:13.138	1:46.122
80	1:18.651	1:44.843
15	1:19.301	1:44.521
84	1:20.134	1:45.821
17	1:22.251	1:45.867
26	1:31.648	1:47.622
33	1:32.511	1:46.951
43	1:32.836	1:46.919
78	1:38.658	1:49.985
46	1:40.263	1:47.595

Donington Park GP
 Circuit Length = 2.4873 miles
 Start: 15:53 Flag 16:04 End: 16:06

Weather / Track : Cloudy / Dry

Results can be found at www.tsl-timing.com

Printed - 16:08 Saturday, 27 July 2013

BMCRC-MRO Championships 2013 - Donington GP
Morello Services MRO Powerbikes & Rookie 1000(A)
RACE 5 - LAP ANALYSIS

DIFF = Difference To Personal Best Lap

P1 11 Peter BAKER				
LAP	LAP TIME	DIFF	MPH	TIME OF DAY
1 -	1:39.054	4.000	90.39	15:55:16.410
2 -	1:35.054 (1)		94.20	15:56:51.464
3 -	1:35.834	0.780	93.43	15:58:27.298
4 -	1:35.868	0.814	93.40	16:00:03.166
5 -	1:35.528	0.474	93.73	16:01:38.694
6 -	1:35.222 (2)	0.168	94.03	16:03:13.916
7 -	1:35.408 (3)	0.354	93.85	16:04:49.324

P2 126 Jonathan LODGE				
LAP	LAP TIME	DIFF	MPH	TIME OF DAY
1 -	1:38.741	3.502	90.68	15:55:16.097
2 -	1:35.698 (3)	0.459	93.56	15:56:51.795
3 -	1:35.717	0.478	93.55	15:58:27.512
4 -	1:35.988	0.749	93.28	16:00:03.500
5 -	1:35.633 (2)	0.394	93.63	16:01:39.133
6 -	1:35.239 (1)		94.02	16:03:14.372
7 -	1:36.229	0.990	93.05	16:04:50.601

P3 99 Barry CHAPMAN				
LAP	LAP TIME	DIFF	MPH	TIME OF DAY
1 -	1:40.381	4.057	89.20	15:55:17.737
2 -	1:36.324 (1)		92.96	15:56:54.061
3 -	1:36.565 (2)	0.241	92.72	15:58:30.626
4 -	1:37.015 (3)	0.691	92.29	16:00:07.641
5 -	1:37.952	1.628	91.41	16:01:45.593
6 -	1:37.858	1.534	91.50	16:03:23.451
7 -	1:39.238	2.914	90.23	16:05:02.689

P4 63 James WHITE				
LAP	LAP TIME	DIFF	MPH	TIME OF DAY
1 -	1:42.575	4.793	87.29	15:55:19.931
2 -	1:38.078 (2)	0.296	91.29	15:56:58.009
3 -	1:38.706	0.924	90.71	15:58:36.715
4 -	1:38.160 (3)	0.378	91.22	16:00:14.875
5 -	1:38.724	0.942	90.70	16:01:53.599
6 -	1:37.782 (1)		91.57	16:03:31.381
7 -	1:40.926	3.144	88.72	16:05:12.307

P5 117 Ed PEAD				
LAP	LAP TIME	DIFF	MPH	TIME OF DAY
1 -	1:46.755	9.134	83.87	15:55:24.111
2 -	1:38.693	1.072	90.73	15:57:02.804
3 -	1:37.621 (1)		91.72	15:58:40.425
4 -	1:38.066 (3)	0.445	91.31	16:00:18.491
5 -	1:37.892 (2)	0.271	91.47	16:01:56.383
6 -	1:38.803	1.182	90.62	16:03:35.186
7 -	1:38.468	0.847	90.93	16:05:13.654

P6 97 James KIFF				
LAP	LAP TIME	DIFF	MPH	TIME OF DAY
1 -	1:40.847	1.973	88.79	15:55:18.203
2 -	1:39.146 (3)	0.272	90.31	15:56:57.349
3 -	1:39.755	0.881	89.76	15:58:37.104
4 -	1:40.187	1.313	89.37	16:00:17.291
5 -	1:38.874 (1)		90.56	16:01:56.165
6 -	1:39.129 (2)	0.255	90.33	16:03:35.294
7 -	1:39.400	0.526	90.08	16:05:14.694

DIFF = Difference To Personal Best Lap

P7 10 Steve MURPHY				
LAP	LAP TIME	DIFF	MPH	TIME OF DAY
1 -	1:45.632	7.939	84.76	15:55:22.988
2 -	1:38.869	1.176	90.56	15:57:01.857
3 -	1:38.112	0.419	91.26	15:58:39.969
4 -	1:37.693 (1)		91.65	16:00:17.662
5 -	1:37.962 (3)	0.269	91.40	16:01:55.624
6 -	1:37.748 (2)	0.055	91.60	16:03:33.372
7 -	1:41.781	4.088	87.97	16:05:15.153

P8 30 Michael HONEY				
LAP	LAP TIME	DIFF	MPH	TIME OF DAY
1 -	1:47.351	8.261	83.41	15:55:24.707
2 -	1:39.706 (3)	0.616	89.80	15:57:04.413
3 -	1:39.315 (2)	0.225	90.16	15:58:43.728
4 -	1:39.911	0.821	89.62	16:00:23.639
5 -	1:39.090 (1)		90.36	16:02:02.729
6 -	1:39.822	0.732	89.70	16:03:42.551
7 -	1:40.198	1.108	89.36	16:05:22.749

P9 138 Michael BLANK				
LAP	LAP TIME	DIFF	MPH	TIME OF DAY
1 -	1:45.999	6.864	84.47	15:55:23.355
2 -	1:40.281	1.146	89.29	15:57:03.636
3 -	1:39.135 (1)		90.32	15:58:42.771
4 -	1:39.621 (2)	0.486	89.88	16:00:22.392
5 -	1:39.935 (3)	0.800	89.60	16:02:02.327
6 -	1:40.710	1.575	88.91	16:03:43.037
7 -	1:39.987	0.852	89.55	16:05:23.024

P10 76 Jason BYARD				
LAP	LAP TIME	DIFF	MPH	TIME OF DAY
1 -	1:46.988	8.461	83.69	15:55:24.344
2 -	1:41.049	2.522	88.61	15:57:05.393
3 -	1:40.137	1.610	89.42	15:58:45.530
4 -	1:39.802	1.275	89.72	16:00:25.332
5 -	1:38.527 (1)		90.88	16:02:03.859
6 -	1:39.495 (2)	0.968	89.99	16:03:43.354
7 -	1:39.800 (3)	1.273	89.72	16:05:23.154

P11 8 John COUGHLAN				
LAP	LAP TIME	DIFF	MPH	TIME OF DAY
1 -	1:47.791	8.537	83.07	15:55:25.147
2 -	1:40.576	1.322	89.03	15:57:05.723
3 -	1:40.608	1.354	89.00	15:58:46.331
4 -	1:39.557 (3)	0.303	89.94	16:00:25.888
5 -	1:39.254 (1)		90.21	16:02:05.142
6 -	1:39.649	0.395	89.85	16:03:44.791
7 -	1:39.556 (2)	0.302	89.94	16:05:24.347

P12 79 Jason PAGE				
LAP	LAP TIME	DIFF	MPH	TIME OF DAY
1 -	1:46.409	6.699	84.15	15:55:23.765
2 -	1:40.464 (3)	0.754	89.13	15:57:04.229
3 -	1:39.710 (1)		89.80	15:58:43.939
4 -	1:40.761	1.051	88.86	16:00:24.700
5 -	1:42.439	2.729	87.41	16:02:07.139
6 -	1:40.370 (2)	0.660	89.21	16:03:47.509

Donington Park GP
 Circuit Length = 2.4873 miles
 Start: 15:53 Flag 16:04 End: 16:06

Weather / Track : Cloudy / Dry

BMCRC-MRO Championships 2013 - Donington GP

Morello Services MRO Powerbikes & Rookie 1000(A)

RACE 5 - LAP ANALYSIS

DIFF = Difference To Personal Best Lap

7 - 1:42.051 2.341 87.74 16:05:29.560

P13 24 Alan SMITH

LAP	LAP TIME	DIFF	MPH	TIME OF DAY
1 -	1:48.477	8.405	82.54	15:55:25.833
2 -	1:40.933	0.861	88.71	15:57:06.766
3 -	1:40.262 (2)	0.190	89.31	15:58:47.028
4 -	1:40.072 (1)		89.48	16:00:27.100
5 -	1:40.476 (3)	0.404	89.12	16:02:07.576
6 -	1:40.590	0.518	89.01	16:03:48.166
7 -	1:41.490	1.418	88.22	16:05:29.656

P14 23 Mark FINCHAM

LAP	LAP TIME	DIFF	MPH	TIME OF DAY
1 -	1:53.120	14.646	79.15	15:55:30.476
2 -	1:40.514	2.040	89.08	15:57:10.990
3 -	1:38.694 (2)	0.220	90.72	15:58:49.684
4 -	1:39.919	1.445	89.61	16:00:29.603
5 -	1:38.474 (1)		90.93	16:02:08.077
6 -	1:39.618 (3)	1.144	89.88	16:03:47.695
7 -	1:41.986	3.512	87.80	16:05:29.681

P15 133 Ben GALLAWAY

LAP	LAP TIME	DIFF	MPH	TIME OF DAY
1 -	1:49.281	9.480	81.93	15:55:26.637
2 -	1:42.474	2.673	87.38	15:57:09.111
3 -	1:41.449	1.648	88.26	15:58:50.560
4 -	1:40.914	1.113	88.73	16:00:31.474
5 -	1:40.803 (3)	1.002	88.83	16:02:12.277
6 -	1:40.100 (2)	0.299	89.45	16:03:52.377
7 -	1:39.801 (1)		89.72	16:05:32.178

P16 7 Chris WOOLLETT

LAP	LAP TIME	DIFF	MPH	TIME OF DAY
1 -	1:49.983	9.911	81.41	15:55:27.339
2 -	1:40.865 (3)	0.793	88.77	15:57:08.204
3 -	1:41.131	1.059	88.54	15:58:49.335
4 -	1:41.707	1.635	88.04	16:00:31.042
5 -	1:40.807 (2)	0.735	88.82	16:02:11.849
6 -	1:40.072 (1)		89.48	16:03:51.921
7 -	1:40.955	0.883	88.69	16:05:32.876

P17 41 Colin THOMPSON

LAP	LAP TIME	DIFF	MPH	TIME OF DAY
1 -	1:51.537	10.337	80.28	15:55:28.893
2 -	1:42.415	1.215	87.43	15:57:11.308
3 -	1:42.778	1.578	87.12	15:58:54.086
4 -	1:42.101 (3)	0.901	87.70	16:00:36.187
5 -	1:42.024 (2)	0.824	87.76	16:02:18.211
6 -	1:41.200 (1)		88.48	16:03:59.411
7 -	1:42.126	0.926	87.68	16:05:41.537

P18 42 Alan WOOD

LAP	LAP TIME	DIFF	MPH	TIME OF DAY
1 -	1:50.994	10.139	80.67	15:55:28.350
2 -	1:42.218	1.363	87.60	15:57:10.568
3 -	1:46.329	5.474	84.21	15:58:56.897
4 -	1:42.964	2.109	86.96	16:00:39.861
5 -	1:40.855 (1)		88.78	16:02:20.716

DIFF = Difference To Personal Best Lap

6 - 1:41.666 (2) 0.811 88.07 16:04:02.382

7 - 1:41.713 (3) 0.858 88.03 16:05:44.095

P19 71 Dan COUZENS

LAP	LAP TIME	DIFF	MPH	TIME OF DAY
1 -	1:53.330	11.828	79.01	15:55:30.686
2 -	1:43.029	1.527	86.91	15:57:13.715
3 -	1:42.670	1.168	87.21	15:58:56.385
4 -	1:42.938	1.436	86.98	16:00:39.323
5 -	1:41.896 (3)	0.394	87.87	16:02:21.219
6 -	1:41.502 (1)		88.21	16:04:02.721
7 -	1:41.601 (2)	0.099	88.13	16:05:44.322

P20 66 Joe CARNELL

LAP	LAP TIME	DIFF	MPH	TIME OF DAY
1 -	1:50.600	8.757	80.96	15:55:27.956
2 -	1:41.843 (1)		87.92	15:57:09.799
3 -	1:43.512	1.669	86.50	15:58:53.311
4 -	1:42.521 (2)	0.678	87.34	16:00:35.832
5 -	1:43.427	1.584	86.57	16:02:19.259
6 -	1:42.638 (3)	0.795	87.24	16:04:01.897
7 -	1:42.747	0.904	87.15	16:05:44.644

P21 58 Jamie LOVEDAY

LAP	LAP TIME	DIFF	MPH	TIME OF DAY
1 -	2:00.422	19.967	74.35	15:55:37.778
2 -	1:42.955	2.500	86.97	15:57:20.733
3 -	1:43.566	3.111	86.46	15:59:04.299
4 -	1:42.054 (3)	1.599	87.74	16:00:46.353
5 -	1:42.438	1.983	87.41	16:02:28.791
6 -	1:40.455 (1)		89.13	16:04:09.246
7 -	1:41.272 (2)	0.817	88.41	16:05:50.518

P22 6 Derek GULBRANDSEN

LAP	LAP TIME	DIFF	MPH	TIME OF DAY
1 -	1:53.796	10.559	78.68	15:55:31.152
2 -	1:43.237 (1)		86.73	15:57:14.389
3 -	1:43.302 (2)	0.065	86.68	15:58:57.691
4 -	1:43.487	0.250	86.52	16:00:41.178
5 -	1:43.794	0.557	86.27	16:02:24.972
6 -	1:43.415 (3)	0.178	86.58	16:04:08.387
7 -	1:43.987	0.750	86.11	16:05:52.374

P23 111 Adrian AVERRE

LAP	LAP TIME	DIFF	MPH	TIME OF DAY
1 -	1:55.330	12.347	77.64	15:55:32.686
2 -	1:44.224	1.241	85.91	15:57:16.910
3 -	1:43.103 (2)	0.120	86.84	15:59:00.013
4 -	1:44.836	1.853	85.41	16:00:44.849
5 -	1:42.983 (1)		86.95	16:02:27.832
6 -	1:43.531 (3)	0.548	86.49	16:04:11.363
7 -	1:45.204	2.221	85.11	16:05:56.567

P24 14 Bryan PARISH

LAP	LAP TIME	DIFF	MPH	TIME OF DAY
1 -	1:52.979	9.045	79.25	15:55:30.335
2 -	1:44.819	0.885	85.42	15:57:15.154
3 -	1:44.346 (3)	0.412	85.81	15:58:59.500
4 -	1:44.728	0.794	85.50	16:00:44.228

Donington Park GP

Circuit Length = 2.4873 miles

Start: 15:53 Flag 16:04 End: 16:06

Weather / Track : Cloudy / Dry

BMCRC-MRO Championships 2013 - Donington GP
Morello Services MRO Powerbikes & Rookie 1000(A)
RACE 5 - LAP ANALYSIS

DIFF = Difference To Personal Best Lap

5 -	1:44.886	0.952	85.37	16:02:29.114
6 -	1:43.934 (1)		86.15	16:04:13.048
7 -	1:44.128 (2)	0.194	85.99	16:05:57.176

P25 179 Alan HUGHES				
LAP	LAP TIME	DIFF	MPH	TIME OF DAY
1 -	1:54.315	10.270	78.33	15:55:31.671
2 -	1:44.045 (1)		86.06	15:57:15.716
3 -	1:44.879 (2)	0.834	85.37	15:59:00.595
4 -	1:45.625	1.580	84.77	16:00:46.220
5 -	1:45.109	1.064	85.19	16:02:31.329
6 -	1:45.011 (3)	0.966	85.27	16:04:16.340
7 -	1:46.122	2.077	84.37	16:06:02.462

P26 80 Adam FOSTER				
LAP	LAP TIME	DIFF	MPH	TIME OF DAY
1 -	1:56.622	12.323	76.78	15:55:33.978
2 -	1:46.656	2.357	83.95	15:57:20.634
3 -	1:46.742	2.443	83.88	15:59:07.376
4 -	1:46.087	1.788	84.40	16:00:53.463
5 -	1:44.299 (1)		85.85	16:02:37.762
6 -	1:45.370 (3)	1.071	84.98	16:04:23.132
7 -	1:44.843 (2)	0.544	85.40	16:06:07.975

P27 15 Stuart YOUNG				
LAP	LAP TIME	DIFF	MPH	TIME OF DAY
1 -	1:54.881	10.360	77.94	15:55:32.237
2 -	1:46.562	2.041	84.03	15:57:18.799
3 -	1:47.937	3.416	82.96	15:59:06.736
4 -	1:47.633	3.112	83.19	16:00:54.369
5 -	1:45.190 (3)	0.669	85.12	16:02:39.559
6 -	1:44.545 (2)	0.024	85.65	16:04:24.104
7 -	1:44.521 (1)		85.67	16:06:08.625

P28 84 Mark RUSTED				
LAP	LAP TIME	DIFF	MPH	TIME OF DAY
1 -	1:55.843	10.761	77.29	15:55:33.199
2 -	1:46.771	1.689	83.86	15:57:19.970
3 -	1:46.796	1.714	83.84	15:59:06.766
4 -	1:46.206	1.124	84.31	16:00:52.972
5 -	1:45.583 (2)	0.501	84.80	16:02:38.555
6 -	1:45.082 (1)		85.21	16:04:23.637
7 -	1:45.821 (3)	0.739	84.61	16:06:09.458

P29 17 Colin CLUNE				
LAP	LAP TIME	DIFF	MPH	TIME OF DAY
1 -	1:56.956	12.490	76.56	15:55:34.312
2 -	1:46.828	2.362	83.82	15:57:21.140
3 -	1:46.375	1.909	84.17	15:59:07.515
4 -	1:47.882	3.416	83.00	16:00:55.397
5 -	1:45.845 (2)	1.379	84.59	16:02:41.242
6 -	1:44.466 (1)		85.71	16:04:25.708
7 -	1:45.867 (3)	1.401	84.58	16:06:11.575

P30 26 Garry WEST				
LAP	LAP TIME	DIFF	MPH	TIME OF DAY
1 -	1:58.976	13.292	75.26	15:55:36.332
2 -	1:48.813	3.129	82.29	15:57:25.145
3 -	1:47.812	2.128	83.05	15:59:12.957

DIFF = Difference To Personal Best Lap

4 -	1:48.498	2.814	82.53	16:01:01.455
5 -	1:46.211 (2)	0.527	84.30	16:02:47.666
6 -	1:45.684 (1)		84.72	16:04:33.350
7 -	1:47.622 (3)	1.938	83.20	16:06:20.972

P31 33 Dan VLADUCEANU				
LAP	LAP TIME	DIFF	MPH	TIME OF DAY
1 -	1:58.207	12.155	75.75	15:55:35.563
2 -	1:48.443	2.391	82.57	15:57:24.006
3 -	1:48.458	2.406	82.56	15:59:12.464
4 -	1:48.664	2.612	82.40	16:01:01.128
5 -	1:47.704 (3)	1.652	83.13	16:02:48.832
6 -	1:46.052 (1)		84.43	16:04:34.884
7 -	1:46.951 (2)	0.899	83.72	16:06:21.835

P32 43 Ben NEAGU				
LAP	LAP TIME	DIFF	MPH	TIME OF DAY
1 -	1:59.630	13.611	74.85	15:55:36.986
2 -	1:48.445	2.426	82.57	15:57:25.431
3 -	1:48.630	2.611	82.43	15:59:14.061
4 -	1:48.450	2.431	82.56	16:01:02.511
5 -	1:46.711 (2)	0.692	83.91	16:02:49.222
6 -	1:46.019 (1)		84.46	16:04:35.241
7 -	1:46.919 (3)	0.900	83.74	16:06:22.160

P33 78 Barry DAVISON				
LAP	LAP TIME	DIFF	MPH	TIME OF DAY
1 -	1:57.862	10.467	75.97	15:55:35.218
2 -	1:48.152 (3)	0.757	82.79	15:57:23.370
3 -	1:49.548	2.153	81.74	15:59:12.918
4 -	1:50.268	2.873	81.20	16:01:03.186
5 -	1:47.416 (2)	0.021	83.36	16:02:50.602
6 -	1:47.395 (1)		83.37	16:04:37.997
7 -	1:49.985	2.590	81.41	16:06:27.982

P34 46 Simon GATES				
LAP	LAP TIME	DIFF	MPH	TIME OF DAY
1 -	1:58.713	11.118	75.42	15:55:36.069
2 -	1:48.878 (3)	1.283	82.24	15:57:24.947
3 -	1:48.966	1.371	82.17	15:59:13.913
4 -	1:49.769	2.174	81.57	16:01:03.682
5 -	1:49.901	2.306	81.47	16:02:53.583
6 -	1:48.409 (2)	0.814	82.59	16:04:41.992
7 -	1:47.595 (1)		83.22	16:06:29.587

P35 100 Karl TOOLE				
LAP	LAP TIME	DIFF	MPH	TIME OF DAY
1 -	2:00.259	10.836	74.45	15:55:37.615
2 -	1:49.423 (1)		81.83	15:57:27.038
3 -	1:50.435 (2)	1.012	81.08	15:59:17.473
4 -	1:52.286 (3)	2.863	79.74	16:01:09.759
5 -	1:53.000	3.577	79.24	16:03:02.759
6 -	2:00.227	10.804	74.47	16:05:02.986

P36 48 Christos BOUZOUKIS				
LAP	LAP TIME	DIFF	MPH	TIME OF DAY
1 -	2:04.831	10.100	71.73	15:55:42.187
2 -	1:56.560	1.829	76.82	15:57:38.747
3 -	1:56.049	1.318	77.16	15:59:34.796

Donington Park GP
 Circuit Length = 2.4873 miles
 Start: 15:53 Flag 16:04 End: 16:06

Weather / Track : Cloudy / Dry

BMCRC-MRO Championships 2013 - Donington GP
Morello Services MRO Powerbikes & Rookie 1000(A)
RACE 5 - LAP ANALYSIS

DIFF = Difference To Personal Best Lap

4 -	1:55.169 (2)	0.438	77.75	16:01:29.965
5 -	1:54.731 (1)		78.04	16:03:24.696
6 -	1:55.951 (3)	1.220	77.22	16:05:20.647

P37	90 Sam COVENTRY
------------	------------------------

LAP	LAP TIME	DIFF	MPH	TIME OF DAY
1 -	1:38.011	2.576	91.36	15:55:15.367
2 -	1:35.687 (3)	0.252	93.58	15:56:51.054
3 -	1:36.930	1.495	92.38	15:58:27.984
4 -	1:35.905	0.470	93.36	16:00:03.889
5 -	1:35.435 (1)		93.82	16:01:39.324
6 -	1:35.513 (2)	0.078	93.75	16:03:14.837

P38	68 Duncan GIBSON
------------	-------------------------

LAP	LAP TIME	DIFF	MPH	TIME OF DAY
1 -	1:45.211 (3)	5.212	85.10	15:55:22.567
2 -	1:40.713 (2)	0.714	88.91	15:57:03.280
3 -	1:39.999 (1)		89.54	15:58:43.279

P39	3 Colin PARKER
------------	-----------------------


LAP	LAP TIME	DIFF	MPH	TIME OF DAY
1 -	1:43.059 (2)	4.127	86.88	15:55:20.415
2 -	1:38.932 (1)		90.51	15:56:59.347

BMCRC-MRO Championships 2013 - Donington GP

Morello Services MRO Powerbikes & Rookie 1000(A)

RACE 4 - GRID

ROW 10	39	48	1:54.731 Christos BOUZOUKIS	38	100	1:49.423 Karl TOOLE	37	46	1:47.595 Simon GATES			
ROW 9	36	78	1:47.395 Barry DAVISON	35	33	1:46.052 Dan VLADUCEANU	34	43	1:46.019 Ben NEAGU	33	26	1:45.684 Garry WEST
ROW 8	32	84	1:45.082 Mark RUSTED	31	15	1:44.521 Stuart YOUNG	30	17	1:44.466 Colin CLUNE	29	80	1:44.299 Adam FOSTER
ROW 7	28	179	1:44.045 Alan HUGHES	27	14	1:43.934 Bryan PARISH	26	6	1:43.237 Derek GULBRANDSEN	25	111	1:42.983 Adrian AVERRE
ROW 6	24	66	1:41.843 Joe CARNELL	23	71	1:41.502 Dan COUZENS	22	41	1:41.200 Colin THOMPSON	21	42	1:40.855 Alan WOOD
ROW 5	20	58	1:40.455 Jamie LOVEDAY	19	7	1:40.072 Chris WOOLLETT	18	24	1:40.072 Alan SMITH	17	68	1:39.999 Duncan GIBSON
ROW 4	16	133	1:39.801 Ben GALLAWAY	15	79	1:39.710 Jason PAGE	14	8	1:39.254 John COUGHLAN	13	138	1:39.135 Michael BLANK
ROW 3	12	30	1:39.090 Michael HONEY	11	3	1:38.932 Colin PARKER	10	97	1:38.874 James KIFF	9	76	1:38.527 Jason BYARD
ROW 2	8	23	1:38.474 Mark FINCHAM	7	63	1:37.782 James WHITE	6	10	1:37.693 Steve MURPHY	5	117	1:37.621 Ed PEAD
ROW 1	4	99	1:36.324 Barry CHAPMAN	3	90	1:35.435 Sam COVENTRY	2	126	1:35.239 Jonathan LODGE	1	11	1:35.054 Peter BAKER
Pole												



Donington Park GP
Circuit Length = 2.4873 miles

These results are provisional until the conclusion of any judicial and technical matters.

Clerk Of Course :

Timekeeper :



BMCRC-MRO Championships 2013 - Donington GP

Morello Services MRO Powerbikes & Rookie 1000(A)

RACE 4 - CLASSIFICATION

POS	NO	CL	PIC NAME	ENTRY	LAPS	TIME	GAP	DIFF	MPH	BEST	ON
1	126		Jonathan LODGE	Kawasaki - Diesolfit/Earnshaws	8	12:44.394			93.71	1:34.696	8
2	11		Peter BAKER	Kawasaki - Morello Services	8	12:45.196	0.802	0.802	93.61	1:34.616	6
3	90		Sam COVENTRY	BMW - Futuremoto/Continental	8	13:00.097	15.703	14.901	91.82	1:36.009	7
4	99		Barry CHAPMAN	BMW -	8	13:06.104	21.710	6.007	91.12	1:35.555	2
5	10		Steve MURPHY	Kawasaki -	8	13:09.392	24.998	3.288	90.74	1:37.546	2
6	117		Ed PEAD	Kawasaki -	8	13:09.488	25.094	0.096	90.73	1:37.437	4
7	63		James WHITE	Kawasaki - Team Afterdark	8	13:15.821	31.427	6.333	90.01	1:37.336	4
8	23	C	Mark FINCHAM	BMW - Eurotech Bikesure	8	13:18.762	34.368	2.941	89.68	1:38.127	8
9	30	C	Michael HONEY	Suzuki - Digital Barriers/Climate	8	13:19.123	34.729	0.361	89.64	1:38.142	8
10	79		Jason PAGE	Kawasaki - Team GFR	8	13:21.895	37.501	2.772	89.33	1:38.558	5
11	8	C	John COUGHLAN	Aprilia - Bikersworld	8	13:22.054	37.660	0.159	89.31	1:38.259	6
12	76	C	Jason BYARD	Kawasaki - May Construction	8	13:22.470	38.076	0.416	89.26	1:38.280	8
13	3		Colin PARKER	Kawasaki -	8	13:27.850	43.456	5.380	88.67	1:38.860	4
14	138		Michael BLANK	Kawasaki - Foxcote Fire Systems	8	13:28.696	44.302	0.846	88.58	1:39.029	5
15	58	C	Jamie LOVEDAY	Kawasaki - Insignia Signs	8	13:31.006	46.612	2.310	88.32	1:38.562	8
16	42	C	Alan WOOD	Suzuki - alanwoodracing.co.uk	8	13:42.643	58.249	11.637	87.07	1:40.885	8
17	133		Ben GALLAWAY	Ducati -	8	13:43.315	58.921	0.672	87.00	1:40.553	6
18	24	C	Alan SMITH	Kawasaki -	8	13:44.013	59.619	0.698	86.93	1:40.984	6
19	7	C	Chris WOOLLETT	Kawasaki - Littlewood Fencing	8	13:48.519	1:04.125	4.506	86.46	1:40.207	6
20	71		Dan COUZENS	Suzuki - Team V Speed	8	13:48.988	1:04.594	0.469	86.41	1:41.281	7
21	41		Colin THOMPSON	Honda - GRP Motorsport	8	13:50.774	1:06.380	1.786	86.22	1:41.964	3
22	66		Joe CARNELL	Honda - PGM Plastering	8	13:53.401	1:09.007	2.627	85.95	1:42.076	4
23	111	R	Adrian AVERRE	Aprilia -	8	13:56.233	1:11.839	2.832	85.66	1:41.976	7
24	14	C	Bryan PARISH	Kawasaki - Allcool/Genstar	8	14:01.202	1:16.808	4.969	85.15	1:42.380	3
25	17	R	Colin CLUNE	Yamaha -	8	14:04.417	1:20.023	3.215	84.83	1:43.903	8
26	80	R	Adam FOSTER	Honda -	8	14:04.430	1:20.036	0.013	84.83	1:43.475	6
27	179		Alan HUGHES	Suzuki -	8	14:06.905	1:22.511	2.475	84.58	1:43.190	8
28	15	R	Stuart YOUNG	Suzuki - SJY Tiling	8	14:08.693	1:24.299	1.788	84.40	1:44.219	7
29	84	R	Mark RUSTED	Yamaha -	8	14:14.355	1:29.961	5.662	83.84	1:44.585	7
30	6		Derek GULBRANDSEN	Honda -	8	14:15.507	1:31.113	1.152	83.73	1:43.384	8
31	78	C	Barry DAVISON	Honda -	8	14:23.137	1:38.743	7.630	82.99	1:45.582	3
32	26	R	Garry WEST	BMW -	8	14:24.983	1:40.589	1.846	82.81	1:46.193	4
33	33	R	Dan VLADUCEANU	BMW -	8	14:29.397	1:45.003	4.414	82.39	1:45.567	7
34	27	C	Marcus GOOSE	Yamaha -	8	14:30.115	1:45.721	0.718	82.32	1:46.661	5
35	48	R	Christos BOUZOUKIS	Yamaha -	7	12:48.993	1 Lap	1 Lap	81.51	1:46.739	7
36	46	R	Simon GATES	Yamaha -	7	12:50.308	1 Lap	1.315	81.37	1:48.005	6
37	43	R	Ben NEAGU	Honda -	7	12:56.689	1 Lap	6.381	80.70	1:47.523	7

NOT CLASSIFIED

DNF	100	R	Karl TOOLE	Ducati - KTMS/Penultimate	5	9:31.549	3 Laps	2 Laps	78.33	1:49.177	3
DNF	68		Duncan GIBSON	Ducati - JHP/G&G Racing	4	6:53.455	4 Laps	1 Lap	86.63	1:40.526	2
DNF	97		James KIFF	Suzuki - JK Auto-Tek	1	1:42.962	7 Laps	3 Laps	86.96	1:42.962	1

FASTEST LAP

11			Peter BAKER	Kawasaki - Morello Services	6	1:34.616		94.63 mph		152.30 kph	
23	C		Mark FINCHAM	BMW - Eurotech Bikesure	8	1:38.127		91.25 mph		146.85 kph	
111	R		Adrian AVERRE	Aprilia -	7	1:41.976		87.80 mph		141.31 kph	

Weather / Track : Cloudy / Dry

These results are provisional until the conclusion of any judicial and technical matters.

Donington Park GP

Circuit Length = 2.4873 miles

Start: 11:09 Flag 11:21 End: 11:23

Clerk Of Course :	Timekeeper :
-------------------	--------------

BMCRC-MRO Championships 2013 - Donington GP

Morello Services MRO Powerbikes & Rookie 1000(A)

RACE 4 - LAP CHART

LAP 1		
NO	BEHIND	LAP TIME

11		1:39.406
126	0.873	1:40.279
90	1.813	1:41.219
99	1.978	1:41.384
10	3.227	1:42.633
97	3.556	1:42.962
117	4.078	1:43.484
23	4.721	1:44.127
79	5.037	1:44.443
63	5.624	1:45.030
138	6.345	1:45.751
3	6.705	1:46.111
30	7.234	1:46.640
76	7.504	1:46.910
42	8.765	1:48.171
8	8.883	1:48.289
133	9.603	1:49.009
68	10.086	1:49.492
58	10.374	1:49.780
71	11.022	1:50.428
7	11.591	1:50.997
41	11.842	1:51.248
66	12.028	1:51.434
24	12.145	1:51.551
17	13.503	1:52.909
14	13.825	1:53.231
111	14.066	1:53.472
80	14.889	1:54.295
15	15.080	1:54.486
84	15.733	1:55.139
6	16.824	1:56.230
179	16.863	1:56.269
26	17.502	1:56.908
78	18.292	1:57.698
100	18.866	1:58.272
27	19.549	1:58.955
33	19.796	1:59.202
46	20.362	1:59.768
48	21.292	2:00.698
43	21.563	2:00.969

LAP 2		
NO	BEHIND	LAP TIME

11		1:34.975
126	0.971	1:35.073
99	2.558	1:35.555
90	4.712	1:37.874
10	5.798	1:37.546
117	6.959	1:37.856
23	8.598	1:38.852
63	8.892	1:38.243
79	10.582	1:40.520
138	11.029	1:39.659
30	11.739	1:39.480
3	11.961	1:40.231
76	12.627	1:40.098
8	13.438	1:39.530
42	15.258	1:41.468
68	15.637	1:40.526
58	17.012	1:41.613
133	17.828	1:43.200
7	18.406	1:41.790

71	18.839	1:42.792
41	19.612	1:42.745
66	20.251	1:43.198
24	20.494	1:43.324
14	22.989	1:44.139
111	23.367	1:44.276
17	23.855	1:45.327
80	25.157	1:45.243
15	25.840	1:45.735
6	26.371	1:44.522
84	27.862	1:47.104
179	28.306	1:46.418
26	29.779	1:47.252
78	30.763	1:47.446
27	33.008	1:48.434
33	33.420	1:48.599
100	33.960	1:50.069
46	34.481	1:49.094
48	35.237	1:48.920
43	37.569	1:50.981

LAP 3		
NO	BEHIND	LAP TIME

11		1:35.371
126	0.577	1:34.977
90	6.370	1:37.029
10	8.142	1:37.715
117	9.976	1:38.388
99	11.607	1:44.420
63	12.108	1:38.587
23	13.929	1:40.702
30	15.865	1:39.497
79	15.978	1:40.767
138	16.683	1:41.025
76	18.079	1:40.823
8	18.448	1:40.381
3	19.017	1:42.427
42	22.046	1:42.159
58	22.279	1:40.638
68	22.612	1:42.346
7	24.244	1:41.209
133	24.639	1:42.182
71	25.182	1:41.714
41	26.205	1:41.964
24	26.501	1:41.378
66	28.479	1:43.599
14	29.998	1:42.380
111	30.552	1:42.556
17	32.653	1:44.169
6	34.394	1:43.394
80	34.658	1:44.872
15	36.338	1:45.869
179	37.761	1:44.826
84	38.045	1:45.554
26	40.779	1:46.371
78	40.974	1:45.582
27	45.597	1:47.960
33	45.996	1:47.947
46	47.640	1:48.530
100	47.766	1:49.177
48	48.726	1:48.860
43	52.795	1:50.597

LAP 4		
NO	BEHIND	LAP TIME

11		1:35.245
126	0.093	1:34.761
90	8.103	1:36.978
10	11.155	1:38.258
117	12.168	1:37.437
99	12.825	1:36.463
63	14.199	1:37.336
30	19.516	1:38.896
23	19.758	1:41.074
79	20.767	1:40.034
138	20.938	1:39.500
8	22.075	1:38.872
76	22.291	1:39.457
3	22.632	1:38.860
58	28.028	1:40.994
68	28.458	1:41.091
7	29.915	1:40.916
42	30.097	1:43.296
133	30.375	1:40.981
71	31.435	1:41.498
24	32.959	1:41.703
41	33.766	1:42.806
66	35.310	1:42.076
14	38.243	1:43.490
111	39.208	1:43.901
17	42.089	1:44.681
6	42.831	1:43.682
80	42.933	1:43.520
15	45.871	1:44.778
179	46.728	1:44.212
84	48.367	1:45.567
26	51.727	1:46.193
78	52.145	1:46.416
27	57.085	1:46.733
33	58.219	1:47.468
46	1:00.834	1:48.439
48	1:01.832	1:48.351
100	1:02.177	1:49.656
43	1:07.079	1:49.529

LAP 5		
NO	BEHIND	LAP TIME

126		1:34.732
11	0.630	1:35.455
90	9.969	1:36.691
10	14.278	1:37.948
99	14.568	1:36.568
117	14.957	1:37.614
63	17.974	1:38.600
30	23.285	1:38.594
23	23.500	1:38.567
79	24.500	1:38.558
138	25.142	1:39.029
8	26.322	1:39.072
76	26.661	1:39.195
3	27.232	1:39.425
58	33.226	1:40.023
7	36.201	1:41.111
133	37.591	1:42.041
42	38.060	1:42.788
71	38.370	1:41.760
24	39.575	1:41.441

41	41.799	1:42.858
66	43.414	1:42.929
111	47.654	1:43.271
14	48.390	1:44.972
17	51.764	1:44.500
80	52.187	1:44.079
6	52.650	1:44.644
15	55.612	1:44.566
179	56.347	1:44.444
84	59.813	1:46.271
26	1:03.787	1:46.885
78	1:04.324	1:47.004
27	1:08.921	1:46.661
33	1:10.422	1:47.028
46	1:14.169	1:48.160
48	1:14.545	1:47.538
43	1:21.198	1:48.944
100	1:31.727	2:04.375 P

LAP 6		
NO	BEHIND	LAP TIME

126		1:34.742
11	0.504	1:34.616
90	12.299	1:37.072
99	17.254	1:37.428
10	18.043	1:38.507
117	18.425	1:38.210
63	21.188	1:37.956
23	27.328	1:38.570
30	27.798	1:39.255
79	28.967	1:39.209
138	29.608	1:39.208
8	29.839	1:38.259
76	30.254	1:38.335
3	33.388	1:40.898
58	38.232	1:39.748
7	41.666	1:40.207
133	43.402	1:40.553
71	45.258	1:41.630
42	45.635	1:42.317
24	45.817	1:40.984
41	50.684	1:43.627
66	52.174	1:43.502
111	56.830	1:43.918
14	57.877	1:44.229
80	1:00.920	1:43.475
17	1:01.776	1:44.754
15	1:05.201	1:44.331
179	1:05.631	1:44.026
84	1:10.024	1:44.953
6	1:13.773	1:55.865
78	1:16.583	1:47.001
26	1:17.163	1:48.118
27	1:21.614	1:47.435
33	1:22.521	1:46.841
46	1:27.432	1:48.005
48	1:27.690	1:47.887
43	1:34.602	1:48.146

LAP 7		
NO	BEHIND	LAP TIME

126		1:35.134
11	0.259	1:34.889
90	13.174	1:36.009

99	18.982	1:36.862
117	21.068	1:37.777
10	21.325	1:38.416
63	24.951	1:38.897
23	30.937	1:38.743
30	31.283	1:38.619
79	33.051	1:39.218
8	33.504	1:38.799
76	34.492	1:39.372
138	35.486	1:41.012
3	38.635	1:40.381
58	42.746	1:39.648
7	47.397	1:40.865
133	48.830	1:40.562
71	51.405	1:41.281
42	52.060	1:41.559
24	52.173	1:41.490
41	58.388	1:42.838
66	1:00.375	1:43.335
111	1:03.672	1:41.976
14	1:06.765	1:44.022
80	1:10.473	1:44.687
17	1:10.816	1:44.174
179	1:14.017	1:43.520
15	1:14.286	1:44.219
84	1:19.475	1:44.585
6	1:22.425	1:43.786
78	1:27.590	1:46.141
26	1:29.082	1:47.053
33	1:32.954	1:45.567
27	1:33.204	1:46.724

LAP 8		
NO	BEHIND	LAP TIME

126		1:34.696
11	0.802	1:35.239
48	1 Lap	1:46.739
46	1 Lap	1:48.312
43	1 Lap	1:47.523
90	15.703	1:37.225
99	21.710	1:37.424
10	24.998	1:38.369
117	25.094	1:38.722
63	31.427	1:41.172
23	34.368	1:38.127
30	34.729	1:38.142
79	37.501	1:39.146
8	37.660	1:38.852
76	38.076	1:38.280
3	43.456	1:39.517
138	44.302	1:43.512
58	46.612	1:38.562
42	58.249	1:40.885
133	58.921	1:44.787
24	59.619	1:42.142
7	1:04.125	1:51.424
71	1:04.594	1:47.885
41	1:06.380	1:42.688
66	1:09.007	1:43.328
111	1:11.839	1:42.863
14	1:16.808	1:44.739
17	1:20.023	1:43.903
80	1:20.036	1:44.259
179	1:22.511	1:43.190
15	1:24.299	1:44.709

Weather / Track : Cloudy / Dry

Donington Park GP

Circuit Length = 2.4873 miles

Start: 11:09 Flag 11:21 End: 11:23

BMCRC-MRO Championships 2013 - Donington GP
Morello Services MRO Powerbikes & Rookie 1000(A)
RACE 4 - LAP CHART

84	1:29.961	1:45.182
6	1:31.113	1:43.384
78	1:38.743	1:45.849
26	1:40.589	1:46.203
33	1:45.003	1:46.745
27	1:45.721	1:47.213

BMCRC-MRO Championships 2013 - Donington GP
Morello Services MRO Powerbikes & Rookie 1000(A)
RACE 4 - LAP ANALYSIS

DIFF = Difference To Personal Best Lap

P1 126 Jonathan LODGE				
LAP	LAP TIME	DIFF	MPH	TIME OF DAY
1 -	1:40.279	5.583	89.29	11:10:47.228
2 -	1:35.073	0.377	94.18	11:12:22.301
3 -	1:34.977	0.281	94.28	11:13:57.278
4 -	1:34.761	0.065	94.49	11:15:32.039
5 -	1:34.732 (2)	0.036	94.52	11:17:06.771
6 -	1:34.742 (3)	0.046	94.51	11:18:41.513
7 -	1:35.134	0.438	94.12	11:20:16.647
8 -	1:34.696 (1)		94.56	11:21:51.343

P2 11 Peter BAKER				
LAP	LAP TIME	DIFF	MPH	TIME OF DAY
1 -	1:39.406	4.790	90.07	11:10:46.355
2 -	1:34.975 (3)	0.359	94.28	11:12:21.330
3 -	1:35.371	0.755	93.89	11:13:56.701
4 -	1:35.245	0.629	94.01	11:15:31.946
5 -	1:35.455	0.839	93.80	11:17:07.401
6 -	1:34.616 (1)		94.63	11:18:42.017
7 -	1:34.889 (2)	0.273	94.36	11:20:16.906
8 -	1:35.239	0.623	94.02	11:21:52.145

P3 90 Sam COVENTRY				
LAP	LAP TIME	DIFF	MPH	TIME OF DAY
1 -	1:41.219	5.210	88.46	11:10:48.168
2 -	1:37.874	1.865	91.48	11:12:26.042
3 -	1:37.029	1.020	92.28	11:14:03.071
4 -	1:36.978 (3)	0.969	92.33	11:15:40.049
5 -	1:36.691 (2)	0.682	92.60	11:17:16.740
6 -	1:37.072	1.063	92.24	11:18:53.812
7 -	1:36.009 (1)		93.26	11:20:29.821
8 -	1:37.225	1.216	92.10	11:22:07.046

P4 99 Barry CHAPMAN				
LAP	LAP TIME	DIFF	MPH	TIME OF DAY
1 -	1:41.384	5.829	88.32	11:10:48.333
2 -	1:35.555 (1)		93.70	11:12:23.888
3 -	1:44.420	8.865	85.75	11:14:08.308
4 -	1:36.463 (2)	0.908	92.82	11:15:44.771
5 -	1:36.568 (3)	1.013	92.72	11:17:21.339
6 -	1:37.428	1.873	91.90	11:18:58.767
7 -	1:36.862	1.307	92.44	11:20:35.629
8 -	1:37.424	1.869	91.91	11:22:13.053

P5 10 Steve MURPHY				
LAP	LAP TIME	DIFF	MPH	TIME OF DAY
1 -	1:42.633	5.087	87.24	11:10:49.582
2 -	1:37.546 (1)		91.79	11:12:27.128
3 -	1:37.715 (2)	0.169	91.63	11:14:04.843
4 -	1:38.258	0.712	91.13	11:15:43.101
5 -	1:37.948 (3)	0.402	91.42	11:17:21.049
6 -	1:38.507	0.961	90.90	11:18:59.556
7 -	1:38.416	0.870	90.98	11:20:37.972
8 -	1:38.369	0.823	91.02	11:22:16.341

P6 117 Ed PEAD				
LAP	LAP TIME	DIFF	MPH	TIME OF DAY
1 -	1:43.484	6.047	86.52	11:10:50.433
2 -	1:37.856	0.419	91.50	11:12:28.289

DIFF = Difference To Personal Best Lap

3 -	1:38.388	0.951	91.01	11:14:06.677
4 -	1:37.437 (1)		91.89	11:15:44.114
5 -	1:37.614 (2)	0.177	91.73	11:17:21.728
6 -	1:38.210	0.773	91.17	11:18:59.938
7 -	1:37.777 (3)	0.340	91.58	11:20:37.715
8 -	1:38.722	1.285	90.70	11:22:16.437

P7 63 James WHITE				
LAP	LAP TIME	DIFF	MPH	TIME OF DAY
1 -	1:45.030	7.694	85.25	11:10:51.979
2 -	1:38.243 (3)	0.907	91.14	11:12:30.222
3 -	1:38.587	1.251	90.82	11:14:08.809
4 -	1:37.336 (1)		91.99	11:15:46.145
5 -	1:38.600	1.264	90.81	11:17:24.745
6 -	1:37.956 (2)	0.620	91.41	11:19:02.701
7 -	1:38.897	1.561	90.54	11:20:41.598
8 -	1:41.172	3.836	88.50	11:22:22.770

P8 23 Mark FINCHAM				
LAP	LAP TIME	DIFF	MPH	TIME OF DAY
1 -	1:44.127	6.000	85.99	11:10:51.076
2 -	1:38.852	0.725	90.58	11:12:29.928
3 -	1:40.702	2.575	88.92	11:14:10.630
4 -	1:41.074	2.947	88.59	11:15:51.704
5 -	1:38.567 (2)	0.440	90.84	11:17:30.271
6 -	1:38.570 (3)	0.443	90.84	11:19:08.841
7 -	1:38.743	0.616	90.68	11:20:47.584
8 -	1:38.127 (1)		91.25	11:22:25.711

P9 30 Michael HONEY				
LAP	LAP TIME	DIFF	MPH	TIME OF DAY
1 -	1:46.640	8.498	83.96	11:10:53.589
2 -	1:39.480	1.338	90.01	11:12:33.069
3 -	1:39.497	1.355	89.99	11:14:12.566
4 -	1:38.896	0.754	90.54	11:15:51.462
5 -	1:38.594 (2)	0.452	90.82	11:17:30.056
6 -	1:39.255	1.113	90.21	11:19:09.311
7 -	1:38.619 (3)	0.477	90.79	11:20:47.930
8 -	1:38.142 (1)		91.23	11:22:26.072

P10 79 Jason PAGE				
LAP	LAP TIME	DIFF	MPH	TIME OF DAY
1 -	1:44.443	5.885	85.73	11:10:51.392
2 -	1:40.520	1.962	89.08	11:12:31.912
3 -	1:40.767	2.209	88.86	11:14:12.679
4 -	1:40.034	1.476	89.51	11:15:52.713
5 -	1:38.558 (1)		90.85	11:17:31.271
6 -	1:39.209 (3)	0.651	90.25	11:19:10.480
7 -	1:39.218	0.660	90.25	11:20:49.698
8 -	1:39.146 (2)	0.588	90.31	11:22:28.844

P11 8 John COUGHLAN				
LAP	LAP TIME	DIFF	MPH	TIME OF DAY
1 -	1:48.289	10.030	82.69	11:10:55.238
2 -	1:39.530	1.271	89.96	11:12:34.768
3 -	1:40.381	2.122	89.20	11:14:15.149
4 -	1:38.872	0.613	90.56	11:15:54.021
5 -	1:39.072	0.813	90.38	11:17:33.093
6 -	1:38.259 (1)		91.13	11:19:11.352
7 -	1:38.799 (2)	0.540	90.63	11:20:50.151

Donington Park GP
 Circuit Length = 2.4873 miles
 Start: 11:09 Flag 11:21 End: 11:23

Weather / Track : Cloudy / Dry

BMCRC-MRO Championships 2013 - Donington GP

Morello Services MRO Powerbikes & Rookie 1000(A)

RACE 4 - LAP ANALYSIS

DIFF = Difference To Personal Best Lap

8 - 1:38.852 (3) 0.593 90.58 11:22:29.003

P12 76 Jason BYARD

LAP	LAP TIME	DIFF	MPH	TIME OF DAY
1 -	1:46.910	8.630	83.75	11:10:53.859
2 -	1:40.098	1.818	89.45	11:12:33.957
3 -	1:40.823	2.543	88.81	11:14:14.780
4 -	1:39.457	1.177	90.03	11:15:54.237
5 -	1:39.195 (3)	0.915	90.27	11:17:33.432
6 -	1:38.335 (2)	0.055	91.06	11:19:11.767
7 -	1:39.372	1.092	90.11	11:20:51.139
8 -	1:38.280 (1)		91.11	11:22:29.419

P13 3 Colin PARKER

LAP	LAP TIME	DIFF	MPH	TIME OF DAY
1 -	1:46.111	7.251	84.38	11:10:53.060
2 -	1:40.231	1.371	89.33	11:12:33.291
3 -	1:42.427	3.567	87.42	11:14:15.718
4 -	1:38.860 (1)		90.57	11:15:54.578
5 -	1:39.425 (2)	0.565	90.06	11:17:34.003
6 -	1:40.898	2.038	88.74	11:19:14.901
7 -	1:40.381	1.521	89.20	11:20:55.282
8 -	1:39.517 (3)	0.657	89.97	11:22:34.799

P14 138 Michael BLANK

LAP	LAP TIME	DIFF	MPH	TIME OF DAY
1 -	1:45.751	6.722	84.67	11:10:52.700
2 -	1:39.659	0.630	89.85	11:12:32.359
3 -	1:41.025	1.996	88.63	11:14:13.384
4 -	1:39.500 (3)	0.471	89.99	11:15:52.884
5 -	1:39.029 (1)		90.42	11:17:31.913
6 -	1:39.208 (2)	0.179	90.25	11:19:11.121
7 -	1:41.012	1.983	88.64	11:20:52.133
8 -	1:43.512	4.483	86.50	11:22:35.645

P15 58 Jamie LOVEDAY

LAP	LAP TIME	DIFF	MPH	TIME OF DAY
1 -	1:49.780	11.218	81.56	11:10:56.729
2 -	1:41.613	3.051	88.12	11:12:38.342
3 -	1:40.638	2.076	88.97	11:14:18.980
4 -	1:40.994	2.432	88.66	11:15:59.974
5 -	1:40.023	1.461	89.52	11:17:39.997
6 -	1:39.748 (3)	1.186	89.77	11:19:19.745
7 -	1:39.648 (2)	1.086	89.86	11:20:59.393
8 -	1:38.562 (1)		90.85	11:22:37.955

P16 42 Alan WOOD

LAP	LAP TIME	DIFF	MPH	TIME OF DAY
1 -	1:48.171	7.286	82.78	11:10:55.120
2 -	1:41.468 (2)	0.583	88.24	11:12:36.588
3 -	1:42.159	1.274	87.65	11:14:18.747
4 -	1:43.296	2.411	86.68	11:16:02.043
5 -	1:42.788	1.903	87.11	11:17:44.831
6 -	1:42.317	1.432	87.51	11:19:27.148
7 -	1:41.559 (3)	0.674	88.16	11:21:08.707
8 -	1:40.885 (1)		88.75	11:22:49.592

DIFF = Difference To Personal Best Lap

P17 133 Ben GALLAWAY

LAP	LAP TIME	DIFF	MPH	TIME OF DAY
1 -	1:49.009	8.456	82.14	11:10:55.958
2 -	1:43.200	2.647	86.76	11:12:39.158
3 -	1:42.182	1.629	87.63	11:14:21.340
4 -	1:40.981 (3)	0.428	88.67	11:16:02.321
5 -	1:42.041	1.488	87.75	11:17:44.362
6 -	1:40.553 (1)		89.05	11:19:24.915
7 -	1:40.562 (2)	0.009	89.04	11:21:05.477
8 -	1:44.787	4.234	85.45	11:22:50.264

P18 24 Alan SMITH

LAP	LAP TIME	DIFF	MPH	TIME OF DAY
1 -	1:51.551	10.567	80.27	11:10:58.500
2 -	1:43.324	2.340	86.66	11:12:41.824
3 -	1:41.378 (2)	0.394	88.32	11:14:23.202
4 -	1:41.703	0.719	88.04	11:16:04.905
5 -	1:41.441 (3)	0.457	88.27	11:17:46.346
6 -	1:40.984 (1)		88.67	11:19:27.330
7 -	1:41.490	0.506	88.22	11:21:08.820
8 -	1:42.142	1.158	87.66	11:22:50.962

P19 7 Chris WOOLLETT

LAP	LAP TIME	DIFF	MPH	TIME OF DAY
1 -	1:50.997	10.790	80.67	11:10:57.946
2 -	1:41.790	1.583	87.96	11:12:39.736
3 -	1:41.209	1.002	88.47	11:14:20.945
4 -	1:40.916 (3)	0.709	88.73	11:16:01.861
5 -	1:41.111	0.904	88.56	11:17:42.972
6 -	1:40.207 (1)		89.35	11:19:23.179
7 -	1:40.865 (2)	0.658	88.77	11:21:04.044
8 -	1:51.424	11.217	80.36	11:22:55.468

P20 71 Dan COUZENS

LAP	LAP TIME	DIFF	MPH	TIME OF DAY
1 -	1:50.428	9.147	81.08	11:10:57.377
2 -	1:42.792	1.511	87.11	11:12:40.169
3 -	1:41.714	0.433	88.03	11:14:21.883
4 -	1:41.498 (2)	0.217	88.22	11:16:03.381
5 -	1:41.760	0.479	87.99	11:17:45.141
6 -	1:41.630 (3)	0.349	88.10	11:19:26.771
7 -	1:41.281 (1)		88.41	11:21:08.052
8 -	1:47.885	6.604	83.00	11:22:55.937

P21 41 Colin THOMPSON

LAP	LAP TIME	DIFF	MPH	TIME OF DAY
1 -	1:51.248	9.284	80.49	11:10:58.197
2 -	1:42.745 (3)	0.781	87.15	11:12:40.942
3 -	1:41.964 (1)		87.81	11:14:22.906
4 -	1:42.806	0.842	87.10	11:16:05.712
5 -	1:42.858	0.894	87.05	11:17:48.570
6 -	1:43.627	1.663	86.41	11:19:32.197
7 -	1:42.838	0.874	87.07	11:21:15.035
8 -	1:42.688 (2)	0.724	87.20	11:22:57.723

P22 66 Joe CARNELL

LAP	LAP TIME	DIFF	MPH	TIME OF DAY
1 -	1:51.434	9.358	80.35	11:10:58.383
2 -	1:43.198 (3)	1.122	86.76	11:12:41.581

Donington Park GP
 Circuit Length = 2.4873 miles
 Start: 11:09 Flag 11:21 End: 11:23

Weather / Track : Cloudy / Dry

BMCRC-MRO Championships 2013 - Donington GP

Morello Services MRO Powerbikes & Rookie 1000(A)

RACE 4 - LAP ANALYSIS

DIFF = Difference To Personal Best Lap

3 -	1:43.599	1.523	86.43	11:14:25.180
4 -	1:42.076 (1)		87.72	11:16:07.256
5 -	1:42.929 (2)	0.853	86.99	11:17:50.185
6 -	1:43.502	1.426	86.51	11:19:33.687
7 -	1:43.335	1.259	86.65	11:21:17.022
8 -	1:43.328	1.252	86.66	11:23:00.350

P23 111 Adrian AVERRE

LAP	LAP TIME	DIFF	MPH	TIME OF DAY
1 -	1:53.472	11.496	78.91	11:11:00.421
2 -	1:44.276	2.300	85.87	11:12:44.697
3 -	1:42.556 (2)	0.580	87.31	11:14:27.253
4 -	1:43.901	1.925	86.18	11:16:11.154
5 -	1:43.271	1.295	86.70	11:17:54.425
6 -	1:43.918	1.942	86.16	11:19:38.343
7 -	1:41.976 (1)		87.80	11:21:20.319
8 -	1:42.863 (3)	0.887	87.05	11:23:03.182

P24 14 Bryan PARISH

LAP	LAP TIME	DIFF	MPH	TIME OF DAY
1 -	1:53.231	10.851	79.08	11:11:00.180
2 -	1:44.139	1.759	85.98	11:12:44.319
3 -	1:42.380 (1)		87.46	11:14:26.699
4 -	1:43.490 (2)	1.110	86.52	11:16:10.189
5 -	1:44.972	2.592	85.30	11:17:55.161
6 -	1:44.229	1.849	85.91	11:19:39.390
7 -	1:44.022 (3)	1.642	86.08	11:21:23.412
8 -	1:44.739	2.359	85.49	11:23:08.151

P25 17 Colin CLUNE

LAP	LAP TIME	DIFF	MPH	TIME OF DAY
1 -	1:52.909	9.006	79.30	11:10:59.858
2 -	1:45.327	1.424	85.01	11:12:45.185
3 -	1:44.169 (2)	0.266	85.96	11:14:29.354
4 -	1:44.681	0.778	85.54	11:16:14.035
5 -	1:44.500	0.597	85.68	11:17:58.535
6 -	1:44.754	0.851	85.48	11:19:43.289
7 -	1:44.174 (3)	0.271	85.95	11:21:27.463
8 -	1:43.903 (1)		86.18	11:23:11.366

P26 80 Adam FOSTER

LAP	LAP TIME	DIFF	MPH	TIME OF DAY
1 -	1:54.295	10.820	78.34	11:11:01.244
2 -	1:45.243	1.768	85.08	11:12:46.487
3 -	1:44.872	1.397	85.38	11:14:31.359
4 -	1:43.520 (2)	0.045	86.49	11:16:14.879
5 -	1:44.079 (3)	0.604	86.03	11:17:58.958
6 -	1:43.475 (1)		86.53	11:19:42.433
7 -	1:44.687	1.212	85.53	11:21:27.120
8 -	1:44.259	0.784	85.88	11:23:11.379

P27 179 Alan HUGHES

LAP	LAP TIME	DIFF	MPH	TIME OF DAY
1 -	1:56.269	13.079	77.01	11:11:03.218
2 -	1:46.418	3.228	84.14	11:12:49.636
3 -	1:44.826	1.636	85.42	11:14:34.462
4 -	1:44.212	1.022	85.92	11:16:18.674
5 -	1:44.444	1.254	85.73	11:18:03.118
6 -	1:44.026 (3)	0.836	86.07	11:19:47.144
7 -	1:43.520 (2)	0.330	86.49	11:21:30.664

DIFF = Difference To Personal Best Lap

8 - 1:43.190 (1) 86.77 11:23:13.854

P28 15 Stuart YOUNG

LAP	LAP TIME	DIFF	MPH	TIME OF DAY
1 -	1:54.486	10.267	78.21	11:11:01.435
2 -	1:45.735	1.516	84.68	11:12:47.170
3 -	1:45.869	1.650	84.58	11:14:33.039
4 -	1:44.778	0.559	85.46	11:16:17.817
5 -	1:44.566 (3)	0.347	85.63	11:18:02.383
6 -	1:44.331 (2)	0.112	85.82	11:19:46.714
7 -	1:44.219 (1)		85.91	11:21:30.933
8 -	1:44.709	0.490	85.51	11:23:15.642

P29 84 Mark RUSTED

LAP	LAP TIME	DIFF	MPH	TIME OF DAY
1 -	1:55.139	10.554	77.77	11:11:02.088
2 -	1:47.104	2.519	83.60	11:12:49.192
3 -	1:45.554	0.969	84.83	11:14:34.746
4 -	1:45.567	0.982	84.82	11:16:20.313
5 -	1:46.271	1.686	84.26	11:18:06.584
6 -	1:44.953 (2)	0.368	85.31	11:19:51.537
7 -	1:44.585 (1)		85.61	11:21:36.122
8 -	1:45.182 (3)	0.597	85.13	11:23:21.304

P30 6 Derek GULBRANDSEN

LAP	LAP TIME	DIFF	MPH	TIME OF DAY
1 -	1:56.230	12.846	77.04	11:11:03.179
2 -	1:44.522	1.138	85.67	11:12:47.701
3 -	1:43.394 (2)	0.010	86.60	11:14:31.095
4 -	1:43.682 (3)	0.298	86.36	11:16:14.777
5 -	1:44.644	1.260	85.57	11:17:59.421
6 -	1:55.865	12.481	77.28	11:19:55.286
7 -	1:43.786	0.402	86.27	11:21:39.072
8 -	1:43.384 (1)		86.61	11:23:22.456

P31 78 Barry DAVISON

LAP	LAP TIME	DIFF	MPH	TIME OF DAY
1 -	1:57.698	12.116	76.07	11:11:04.647
2 -	1:47.446	1.864	83.33	11:12:52.093
3 -	1:45.582 (1)		84.81	11:14:37.675
4 -	1:46.416	0.834	84.14	11:16:24.091
5 -	1:47.004	1.422	83.68	11:18:11.095
6 -	1:47.001	1.419	83.68	11:19:58.096
7 -	1:46.141 (3)	0.559	84.36	11:21:44.237
8 -	1:45.849 (2)	0.267	84.59	11:23:30.086

P32 26 Garry WEST

LAP	LAP TIME	DIFF	MPH	TIME OF DAY
1 -	1:56.908	10.715	76.59	11:11:03.857
2 -	1:47.252	1.059	83.48	11:12:51.109
3 -	1:46.371 (3)	0.178	84.18	11:14:37.480
4 -	1:46.193 (1)		84.32	11:16:23.673
5 -	1:46.885	0.692	83.77	11:18:10.558
6 -	1:48.118	1.925	82.82	11:19:58.676
7 -	1:47.053	0.860	83.64	11:21:45.729
8 -	1:46.203 (2)	0.010	84.31	11:23:31.932

Weather / Track : Cloudy / Dry

Donington Park GP
Circuit Length = 2.4873 miles
Start: 11:09 Flag 11:21 End: 11:23

BMCRC-MRO Championships 2013 - Donington GP

Morello Services MRO Powerbikes & Rookie 1000(A)

RACE 4 - LAP ANALYSIS

DIFF = Difference To Personal Best Lap

P33 33 Dan VLADUCEANU				
LAP	LAP TIME	DIFF	MPH	TIME OF DAY
1 -	1:59.202	13.635	75.12	11:11:06.151
2 -	1:48.599	3.032	82.45	11:12:54.750
3 -	1:47.947	2.380	82.95	11:14:42.697
4 -	1:47.468	1.901	83.32	11:16:30.165
5 -	1:47.028	1.461	83.66	11:18:17.193
6 -	1:46.841 (3)	1.274	83.81	11:20:04.034
7 -	1:45.567 (1)		84.82	11:21:49.601
8 -	1:46.745 (2)	1.178	83.88	11:23:36.346

P34 27 Marcus GOOSE				
LAP	LAP TIME	DIFF	MPH	TIME OF DAY
1 -	1:58.955	12.294	75.27	11:11:05.904
2 -	1:48.434	1.773	82.57	11:12:54.338
3 -	1:47.960	1.299	82.94	11:14:42.298
4 -	1:46.733 (3)	0.072	83.89	11:16:29.031
5 -	1:46.661 (1)		83.95	11:18:15.692
6 -	1:47.435	0.774	83.34	11:20:03.127
7 -	1:46.724 (2)	0.063	83.90	11:21:49.851
8 -	1:47.213	0.552	83.52	11:23:37.064

P35 48 Christos BOUZOUKIS				
LAP	LAP TIME	DIFF	MPH	TIME OF DAY
1 -	2:00.698	13.959	74.18	11:11:07.647
2 -	1:48.920	2.181	82.21	11:12:56.567
3 -	1:48.860	2.121	82.25	11:14:45.427
4 -	1:48.351	1.612	82.64	11:16:33.778
5 -	1:47.538 (2)	0.799	83.26	11:18:21.316
6 -	1:47.887 (3)	1.148	82.99	11:20:09.203
7 -	1:46.739 (1)		83.89	11:21:55.942

P36 46 Simon GATES				
LAP	LAP TIME	DIFF	MPH	TIME OF DAY
1 -	1:59.768	11.763	74.76	11:11:06.717
2 -	1:49.094	1.089	82.08	11:12:55.811
3 -	1:48.530	0.525	82.50	11:14:44.341
4 -	1:48.439	0.434	82.57	11:16:32.780
5 -	1:48.160 (2)	0.155	82.78	11:18:20.940
6 -	1:48.005 (1)		82.90	11:20:08.945
7 -	1:48.312 (3)	0.307	82.67	11:21:57.257

P37 43 Ben NEAGU				
LAP	LAP TIME	DIFF	MPH	TIME OF DAY
1 -	2:00.969	13.446	74.02	11:11:07.918
2 -	1:50.981	3.458	80.68	11:12:58.899
3 -	1:50.597	3.074	80.96	11:14:49.496
4 -	1:49.529	2.006	81.75	11:16:39.025
5 -	1:48.944 (3)	1.421	82.19	11:18:27.969
6 -	1:48.146 (2)	0.623	82.79	11:20:16.115
7 -	1:47.523 (1)		83.27	11:22:03.638

P38 100 Karl TOOLE				
LAP	LAP TIME	DIFF	MPH	TIME OF DAY
1 -	1:58.272	9.095	75.71	11:11:05.221
2 -	1:50.069 (3)	0.892	81.35	11:12:55.290
3 -	1:49.177 (1)		82.01	11:14:44.467
4 -	1:49.656 (2)	0.479	81.65	11:16:34.123
5 -	2:04.375 P	15.198	71.99	11:18:38.498

DIFF = Difference To Personal Best Lap

P39 68 Duncan GIBSON				
LAP	LAP TIME	DIFF	MPH	TIME OF DAY
1 -	1:49.492	8.966	81.78	11:10:56.441
2 -	1:40.526 (1)		89.07	11:12:36.967
3 -	1:42.346 (3)	1.820	87.49	11:14:19.313
4 -	1:41.091 (2)	0.565	88.57	11:16:00.404

P40 97 James KIFF				
LAP	LAP TIME	DIFF	MPH	TIME OF DAY
1 -	1:42.962 (1)		86.96	11:10:49.911

Weather / Track : Cloudy / Dry



BMCRC-MRO Championships 2013 - Donington GP

Morello Services MRO Powerbikes & Rookie 1000(A)

RACE 15 - GRID

ROW 10	40	1:49.177	100	Karl TOOLE	39	1:48.005	46	Simon GATES	38	1:47.523	43	Ben NEAGU	37	1:46.739	48	Christos BOUZOUKIS
ROW 9		1:46.661	27	Marcus GOOSE	35	1:46.193	26	Garry WEST	34	1:45.582	78	Barry DAVISON	33	1:45.567	33	Dan VLADUCEANU
ROW 8	32	1:44.585	84	Mark RUSTED	31	1:44.219	15	Stuart YOUNG	30	1:43.903	17	Colin CLUNE	29	1:43.475	80	Adam FOSTER
ROW 7		1:43.384	6	Derek GULBRANDSEN	27	1:43.190	179	Alan HUGHES	26	1:42.962	97	James KIFF	25	1:42.380	14	Bryan PARISH
ROW 6	24	1:42.076	66	Joe CARNELL	23	1:41.976	111	Adrian AVERRE	22	1:41.964	41	Colin THOMPSON	21	1:41.281	71	Dan COUZENS
ROW 5		1:40.984	24	Alan SMITH	19	1:40.885	42	Alan WOOD	18	1:40.553	133	Ben GALLAWAY	17	1:40.526	68	Duncan GIBSON
ROW 4	16	1:40.207	7	Chris WOOLLETT	15	1:39.029	138	Michael BLANK	14	1:38.860	3	Colin PARKER	13	1:38.562	58	Jamie LOVEDAY
ROW 3		1:38.558	79	Jason PAGE	11	1:38.280	76	Jason BYARD	10	1:38.259	8	John COUGHLAN	9	1:38.142	30	Michael HONEY
ROW 2	8	1:38.127	23	Mark FINCHAM	7	1:37.546	10	Steve MURPHY	6	1:37.437	117	Ed PEAD	5	1:37.336	63	James WHITE
ROW 1		1:36.009	90	Sam COVENTRY	3	1:35.555	99	Barry CHAPMAN	2	1:34.696	126	Jonathan LODGE	1	1:34.616	11	Peter BAKER
																Pole

Donington Park GP
Circuit Length = 2.4873 miles

These results are provisional until the conclusion of any judicial and technical matters.

Clerk Of Course :	Timekeeper :
-------------------	--------------

Results can be found at www.tsl-timing.com

Printed - 11:29 Sunday, 28 July 2013





BMCRC-MRO Championships 2013 - Donington GP

Morello Services MRO Powerbikes

RACE 11 - SNETTERTON ROUND - CLASSIFICATION

POS	NO	CL	PIC NAME	ENTRY	LAPS	TIME	GAP	DIFF	MPH	BEST	ON
1	11		1 Peter BAKER	Kawasaki - Morello Services	8	12:46.928			93.40	1:34.690	3
2	126		2 Jonathan LODGE	Kawasaki - Diesolift/Earnshaws	8	12:53.414	6.486	6.486	92.62	1:34.591	4
3	90		3 Sam COVENTRY	BMW - Futuramoto/Continental	8	13:02.132	15.204	8.718	91.59	1:36.404	2
4	10		4 Steve MURPHY	Kawasaki -	8	13:09.932	23.004	7.800	90.68	1:36.592	2
5	63		5 James WHITE	Kawasaki - Team Afterdark	8	13:13.290	26.362	3.358	90.30	1:37.296	5
6	117		6 Ed PEAD	Kawasaki -	8	13:15.955	29.027	2.665	89.99	1:37.906	4
7	76	C	1 Jason BYARD	Kawasaki - May Construction	8	13:16.642	29.714	0.687	89.92	1:38.134	6
8	23	C	2 Mark FINCHAM	BMW - Eurotech Bikesure	8	13:25.627	38.699	8.985	88.91	1:38.325	6
9	68		7 Duncan GIBSON	Ducati - JHP/G&G Racing	8	13:26.342	39.414	0.715	88.84	1:39.520	8
10	8	C	3 John COUGHLAN	Aprilia - Bikersworld	8	13:26.524	39.596	0.182	88.82	1:38.777	6
11	58	C	4 Jamie LOVEDAY	Kawasaki - Insignia Signs	8	13:32.277	45.349	5.753	88.19	1:39.367	7
12	97		8 James KIFF	Suzuki - JK Auto-Tek	8	13:32.619	45.691	0.342	88.15	1:39.183	8
13	3		9 Colin PARKER	Kawasaki -	8	13:36.386	49.458	3.767	87.74	1:39.729	7
14	133		10 Ben GALLAWAY	Ducati -	8	13:39.534	52.606	3.148	87.41	1:40.515	8
15	24	C	5 Alan SMITH	Kawasaki -	8	13:39.989	53.061	0.455	87.36	1:40.874	5
16	66		11 Joe CARNELL	Honda - PGM Plastering	8	13:41.627	54.699	1.638	87.18	1:40.724	4
17	42	C	6 Alan WOOD	Suzuki - alanwoodracing.co.uk	8	13:42.587	55.659	0.960	87.08	1:40.857	4
18	6		12 Derek GULBRANDSEN	Honda -	8	14:05.188	1:18.260	22.601	84.75	1:43.612	2
19	39	* C	7 Gordon MCINTYRE	BMW -	8	14:08.455	1:21.527	3.267	84.43	1:43.179	8
20	78	C	8 Barry DAVISON	Honda -	8	14:26.865	1:39.937	18.410	82.63	1:46.303	4
21	347	C	9 Ryan CLARE	Kawasaki -	8	14:28.252	1:41.324	1.387	82.50	1:45.864	8
22	2	C	10 Paul MARLEY	Suzuki -	8	14:28.839	1:41.911	0.587	82.44	1:45.486	8

NOT CLASSIFIED

DNF	138		Michael BLANK	Kawasaki - Foxcote Fire Systems	5	8:37.536	3 Laps	3 Laps	86.51	1:37.984	2
DNF	14	C	Bryan PARISH	Kawasaki - Allcool/Genstar	4	7:09.194	4 Laps	1 Lap	83.45	1:43.564	2
DNF	7	C	Chris WOOLLETT	Kawasaki - Littlewood Fencing	1	1:46.510	7 Laps	3 Laps	84.07	1:46.510	1
DNF	99		Barry CHAPMAN	BMW -	0						

FASTEST LAP

126			Jonathan LODGE	Kawasaki - Diesolift/Earnshaws	4	1:34.591		94.66 mph		152.34 kph	
76	C		Jason BYARD	Kawasaki - May Construction	6	1:38.134		91.24 mph		146.84 kph	

* Bike 39 - 10 second penalty for a yellow flag infringement

Donington Park GP
Circuit Length = 2.4873 miles
Start: 14:22 Flag 14:35 End: 14:36

Weather / Track : Cloudy / Dry

These results are provisional until the conclusion of any judicial and technical matters.

Clerk Of Course :	Timekeeper :
-------------------	--------------

Results can be found at www.tsl-timing.com

Printed - 14:37 Sunday, 28 July 2013



BMCRC-MRO Championships 2013 - Donington GP

Morello Services MRO Powerbikes

RACE 11 - SNETTERTON ROUND - LAP CHART

LAP 1		
NO	BEHIND	LAP TIME

11		1:39.617
90	1.175	1:40.792
10	2.277	1:41.894
138	3.647	1:43.264
76	5.033	1:44.650
68	5.861	1:45.478
126	6.109	1:45.726
7	6.893	1:46.510
117	7.037	1:46.654
97	7.194	1:46.811
63	7.507	1:47.124
8	7.936	1:47.553
66	8.641	1:48.258
3	9.039	1:48.656
23	9.141	1:48.758
58	10.722	1:50.339
24	11.460	1:51.077
42	11.982	1:51.599
133	12.093	1:51.710
14	12.745	1:52.362
6	13.432	1:53.049
39	14.424	1:54.041
78	15.200	1:54.817
347	15.995	1:55.612
2	16.726	1:56.343

LAP 2		
NO	BEHIND	LAP TIME

11		1:35.174
90	2.405	1:36.404
10	3.695	1:36.592
138	6.457	1:37.984
126	7.113	1:36.178
76	9.075	1:39.216
68	10.487	1:39.800
117	10.724	1:38.861
63	10.824	1:38.491
97	12.033	1:40.013
8	13.175	1:40.413
23	13.577	1:39.610
3	14.498	1:40.633
66	15.151	1:41.684
58	15.470	1:39.922
24	18.322	1:42.036
42	19.054	1:42.246
133	19.150	1:42.231
14	21.135	1:43.564
6	21.870	1:43.612
39	22.463	1:43.213
78	27.227	1:47.201
347	28.679	1:47.858
2	29.195	1:47.643

LAP 3		
NO	BEHIND	LAP TIME

11		1:34.690
90	4.554	1:36.839
10	5.760	1:36.755
126	8.892	1:36.469
138	12.196	1:40.429
76	13.667	1:39.282

63	14.031	1:37.897
117	14.549	1:38.515
68	15.747	1:39.950
23	19.118	1:40.231
8	19.570	1:41.085
97	19.903	1:42.560
3	20.385	1:40.577
66	21.406	1:40.945
58	21.870	1:41.090
24	24.872	1:41.240
42	26.101	1:41.737
133	26.296	1:41.836
14	31.192	1:44.747
39	31.701	1:43.928
6	32.195	1:45.015
78	40.392	1:47.855
347	41.695	1:47.706
2	42.189	1:47.684

LAP 4		
NO	BEHIND	LAP TIME

11		1:34.821
90	6.805	1:37.072
10	7.774	1:36.835
126	8.662	1:34.591
138	16.893	1:39.518
63	16.943	1:37.733
117	17.634	1:37.906
76	17.774	1:38.928
68	20.666	1:39.740
23	24.192	1:39.895
8	24.418	1:39.669
97	26.496	1:41.414
3	26.505	1:40.941
66	27.309	1:40.724
58	27.569	1:40.520
24	31.562	1:41.511
42	32.137	1:40.857
133	32.308	1:40.833
39	40.117	1:43.237
6	42.593	1:45.219
14	44.892	1:48.521 P
78	51.874	1:46.303
347	54.766	1:47.892
2	55.177	1:47.809

LAP 5		
NO	BEHIND	LAP TIME

11		1:35.417
90	8.676	1:37.288
126	8.832	1:35.587
10	10.071	1:37.714
63	18.822	1:37.296
117	20.748	1:38.531
76	21.403	1:39.046
68	25.331	1:40.082
23	28.482	1:39.707
8	28.779	1:39.778
3	31.856	1:40.768
97	32.391	1:41.312
58	33.071	1:40.919
66	33.878	1:41.986
24	37.019	1:40.874
133	37.647	1:40.756

138	37.817	1:56.341 P
42	38.442	1:41.722
39	48.342	1:43.642
6	52.246	1:45.070
78	1:04.041	1:47.584
347	1:07.499	1:48.150
2	1:07.815	1:48.055

LAP 6		
NO	BEHIND	LAP TIME

11		1:35.103
126	8.952	1:35.223
90	10.623	1:37.050
10	14.370	1:39.402
63	21.850	1:38.131
117	23.670	1:38.025
76	24.434	1:38.134
23	31.704	1:38.325
68	32.070	1:41.842
8	32.453	1:38.777
3	36.915	1:40.162
58	38.712	1:40.744
97	39.001	1:41.713
66	40.999	1:42.224
24	43.037	1:41.121
133	43.405	1:40.861
42	44.261	1:40.922
39	56.812	1:43.573
6	1:01.804	1:44.661
78	1:16.851	1:47.913
347	1:20.533	1:48.137
2	1:20.964	1:48.252

LAP 7		
NO	BEHIND	LAP TIME

11		1:35.475
126	8.383	1:34.906
90	14.250	1:39.102
10	18.409	1:39.514
63	24.977	1:38.602
117	27.219	1:39.024
76	27.599	1:38.640
23	36.107	1:39.878
68	36.525	1:39.930
8	36.795	1:39.817
3	41.169	1:39.729
58	42.604	1:39.367
97	43.139	1:39.613
66	48.390	1:42.866
24	48.486	1:40.924
133	48.722	1:40.792
42	50.677	1:41.891
39	1:04.979	1:43.642
6	1:10.967	1:44.638
78	1:29.060	1:47.684
347	1:32.091	1:47.033
2	1:33.056	1:47.567

LAP 8		
NO	BEHIND	LAP TIME

11		1:36.631
126	6.486	1:34.734
90	15.204	1:37.585

10	23.004	1:41.226
63	26.362	1:38.016
117	29.027	1:38.439
76	29.714	1:38.746
23	38.699	1:39.223
68	39.414	1:39.520
8	39.596	1:39.432
58	45.349	1:39.376
97	45.691	1:39.183
3	49.458	1:44.920
133	52.606	1:40.515
24	53.061	1:41.206
66	54.699	1:42.940
42	55.659	1:41.613
39	1:11.527	1:43.179
6	1:18.260	1:43.924
78	1:39.937	1:47.508
347	1:41.324	1:45.864
2	1:41.911	1:45.486

Weather / Track : Cloudy / Dry

Results can be found at www.tsl-timing.com

Donington Park GP
Circuit Length = 2.4873 miles
Start: 14:22 Flag 14:35 End: 14:36

Printed - 14:37 Sunday, 28 July 2013

BMCRC-MRO Championships 2013 - Donington GP

Morello Services MRO Powerbikes

RACE 11 - SNETTERTON ROUND - LAP ANALYSIS

DIFF = Difference To Personal Best Lap

P1 11 Peter BAKER				
LAP	LAP TIME	DIFF	MPH	TIME OF DAY
1 -	1:39.617	4.927	89.88	14:23:57.820
2 -	1:35.174	0.484	94.08	14:25:32.994
3 -	1:34.690 (1)		94.56	14:27:07.684
4 -	1:34.821 (2)	0.131	94.43	14:28:42.505
5 -	1:35.417	0.727	93.84	14:30:17.922
6 -	1:35.103 (3)	0.413	94.15	14:31:53.025
7 -	1:35.475	0.785	93.78	14:33:28.500
8 -	1:36.631	1.941	92.66	14:35:05.131

P2 126 Jonathan LODGE				
LAP	LAP TIME	DIFF	MPH	TIME OF DAY
1 -	1:45.726	11.135	84.69	14:24:03.929
2 -	1:36.178	1.587	93.10	14:25:40.107
3 -	1:36.469	1.878	92.82	14:27:16.576
4 -	1:34.591 (1)		94.66	14:28:51.167
5 -	1:35.587	0.996	93.67	14:30:26.754
6 -	1:35.223	0.632	94.03	14:32:01.977
7 -	1:34.906 (3)	0.315	94.35	14:33:36.883
8 -	1:34.734 (2)	0.143	94.52	14:35:11.617

P3 90 Sam COVENTRY				
LAP	LAP TIME	DIFF	MPH	TIME OF DAY
1 -	1:40.792	4.388	88.84	14:23:58.995
2 -	1:36.404 (1)		92.88	14:25:35.399
3 -	1:36.839 (2)	0.435	92.46	14:27:12.238
4 -	1:37.072	0.668	92.24	14:28:49.310
5 -	1:37.288	0.884	92.04	14:30:26.598
6 -	1:37.050 (3)	0.646	92.26	14:32:03.648
7 -	1:39.102	2.698	90.35	14:33:42.750
8 -	1:37.585	1.181	91.76	14:35:20.335

P4 10 Steve MURPHY				
LAP	LAP TIME	DIFF	MPH	TIME OF DAY
1 -	1:41.894	5.302	87.87	14:24:00.097
2 -	1:36.592 (1)		92.70	14:25:36.689
3 -	1:36.755 (2)	0.163	92.54	14:27:13.444
4 -	1:36.835 (3)	0.243	92.47	14:28:50.279
5 -	1:37.714	1.122	91.63	14:30:27.993
6 -	1:39.402	2.810	90.08	14:32:07.395
7 -	1:39.514	2.922	89.98	14:33:46.909
8 -	1:41.226	4.634	88.46	14:35:28.135

P5 63 James WHITE				
LAP	LAP TIME	DIFF	MPH	TIME OF DAY
1 -	1:47.124	9.828	83.58	14:24:05.327
2 -	1:38.491	1.195	90.91	14:25:43.818
3 -	1:37.897 (3)	0.601	91.46	14:27:21.715
4 -	1:37.733 (2)	0.437	91.62	14:28:59.448
5 -	1:37.296 (1)		92.03	14:30:36.744
6 -	1:38.131	0.835	91.25	14:32:14.875
7 -	1:38.602	1.306	90.81	14:33:53.477
8 -	1:38.016	0.720	91.35	14:35:31.493

P6 117 Ed PEAD				
LAP	LAP TIME	DIFF	MPH	TIME OF DAY
1 -	1:46.654	8.748	83.95	14:24:04.857
2 -	1:38.861	0.955	90.57	14:25:43.718

DIFF = Difference To Personal Best Lap

3 -	1:38.515	0.609	90.89	14:27:22.233
4 -	1:37.906 (1)		91.45	14:29:00.139
5 -	1:38.531	0.625	90.87	14:30:38.670
6 -	1:38.025 (2)	0.119	91.34	14:32:16.695
7 -	1:39.024	1.118	90.42	14:33:55.719
8 -	1:38.439 (3)	0.533	90.96	14:35:34.158

P7 76 Jason BYARD				
LAP	LAP TIME	DIFF	MPH	TIME OF DAY
1 -	1:44.650	6.516	85.56	14:24:02.853
2 -	1:39.216	1.082	90.25	14:25:42.069
3 -	1:39.282	1.148	90.19	14:27:21.351
4 -	1:38.928	0.794	90.51	14:29:00.279
5 -	1:39.046	0.912	90.40	14:30:39.325
6 -	1:38.134 (1)		91.24	14:32:17.459
7 -	1:38.640 (2)	0.506	90.77	14:33:56.099
8 -	1:38.746 (3)	0.612	90.68	14:35:34.845

P8 23 Mark FINCHAM				
LAP	LAP TIME	DIFF	MPH	TIME OF DAY
1 -	1:48.758	10.433	82.33	14:24:06.961
2 -	1:39.610 (3)	1.285	89.89	14:25:46.571
3 -	1:40.231	1.906	89.33	14:27:26.802
4 -	1:39.895	1.570	89.63	14:29:06.697
5 -	1:39.707	1.382	89.80	14:30:46.404
6 -	1:38.325 (1)		91.06	14:32:24.729
7 -	1:39.878	1.553	89.65	14:34:04.607
8 -	1:39.223 (2)	0.898	90.24	14:35:43.830

P9 68 Duncan GIBSON				
LAP	LAP TIME	DIFF	MPH	TIME OF DAY
1 -	1:45.478	5.958	84.89	14:24:03.681
2 -	1:39.800 (3)	0.280	89.72	14:25:43.481
3 -	1:39.950	0.430	89.58	14:27:23.431
4 -	1:39.740 (2)	0.220	89.77	14:29:03.171
5 -	1:40.082	0.562	89.47	14:30:43.253
6 -	1:41.842	2.322	87.92	14:32:25.095
7 -	1:39.930	0.410	89.60	14:34:05.025
8 -	1:39.520 (1)		89.97	14:35:44.545

P10 8 John COUGHLAN				
LAP	LAP TIME	DIFF	MPH	TIME OF DAY
1 -	1:47.553	8.776	83.25	14:24:05.756
2 -	1:40.413	1.636	89.17	14:25:46.169
3 -	1:41.085	2.308	88.58	14:27:27.254
4 -	1:39.669 (3)	0.892	89.84	14:29:06.923
5 -	1:39.778	1.001	89.74	14:30:46.701
6 -	1:38.777 (1)		90.65	14:32:25.478
7 -	1:39.817	1.040	89.70	14:34:05.295
8 -	1:39.432 (2)	0.655	90.05	14:35:44.727

P11 58 Jamie LOVEDAY				
LAP	LAP TIME	DIFF	MPH	TIME OF DAY
1 -	1:50.339	10.972	81.15	14:24:08.542
2 -	1:39.922 (3)	0.555	89.61	14:25:48.464
3 -	1:41.090	1.723	88.57	14:27:29.554
4 -	1:40.520	1.153	89.08	14:29:10.074
5 -	1:40.919	1.552	88.72	14:30:50.993
6 -	1:40.744	1.377	88.88	14:32:31.737
7 -	1:39.367 (1)		90.11	14:34:11.104

Weather / Track : Cloudy / Dry

Donington Park GP
Circuit Length = 2.4873 miles
Start: 14:22 Flag 14:35 End: 14:36

BMCRC-MRO Championships 2013 - Donington GP

Morello Services MRO Powerbikes

RACE 11 - SNETTERTON ROUND - LAP ANALYSIS

DIFF = Difference To Personal Best Lap

8 - 1:39.376 (2) 0.009 90.10 14:35:50.480

P12 97 James KIFF

LAP	LAP TIME	DIFF	MPH	TIME OF DAY
1 -	1:46.811	7.628	83.83	14:24:05.014
2 -	1:40.013 (3)	0.830	89.53	14:25:45.027
3 -	1:42.560	3.377	87.30	14:27:27.587
4 -	1:41.414	2.231	88.29	14:29:09.001
5 -	1:41.312	2.129	88.38	14:30:50.313
6 -	1:41.713	2.530	88.03	14:32:32.026
7 -	1:39.613 (2)	0.430	89.89	14:34:11.639
8 -	1:39.183 (1)		90.28	14:35:50.822

P13 3 Colin PARKER

LAP	LAP TIME	DIFF	MPH	TIME OF DAY
1 -	1:48.656	8.927	82.41	14:24:06.859
2 -	1:40.633	0.904	88.98	14:25:47.492
3 -	1:40.577 (3)	0.848	89.03	14:27:28.069
4 -	1:40.941	1.212	88.70	14:29:09.010
5 -	1:40.768	1.039	88.86	14:30:49.778
6 -	1:40.162 (2)	0.433	89.39	14:32:29.940
7 -	1:39.729 (1)		89.78	14:34:09.669
8 -	1:44.920	5.191	85.34	14:35:54.589

P14 133 Ben GALLAWAY

LAP	LAP TIME	DIFF	MPH	TIME OF DAY
1 -	1:51.710	11.195	80.15	14:24:09.913
2 -	1:42.231	1.716	87.59	14:25:52.144
3 -	1:41.836	1.321	87.93	14:27:33.980
4 -	1:40.833	0.318	88.80	14:29:14.813
5 -	1:40.756 (2)	0.241	88.87	14:30:55.569
6 -	1:40.861	0.346	88.78	14:32:36.430
7 -	1:40.792 (3)	0.277	88.84	14:34:17.222
8 -	1:40.515 (1)		89.08	14:35:57.737

P15 24 Alan SMITH

LAP	LAP TIME	DIFF	MPH	TIME OF DAY
1 -	1:51.077	10.203	80.61	14:24:09.280
2 -	1:42.036	1.162	87.75	14:25:51.316
3 -	1:41.240	0.366	88.44	14:27:32.556
4 -	1:41.511	0.637	88.21	14:29:14.067
5 -	1:40.874 (1)		88.76	14:30:54.941
6 -	1:41.121 (3)	0.247	88.55	14:32:36.062
7 -	1:40.924 (2)	0.050	88.72	14:34:16.986
8 -	1:41.206	0.332	88.47	14:35:58.192

P16 66 Joe CARNELL

LAP	LAP TIME	DIFF	MPH	TIME OF DAY
1 -	1:48.258	7.534	82.71	14:24:06.461
2 -	1:41.684 (3)	0.960	88.06	14:25:48.145
3 -	1:40.945 (2)	0.221	88.70	14:27:29.090
4 -	1:40.724 (1)		88.90	14:29:09.814
5 -	1:41.986	1.262	87.80	14:30:51.800
6 -	1:42.224	1.500	87.59	14:32:34.024
7 -	1:42.866	2.142	87.04	14:34:16.890
8 -	1:42.940	2.216	86.98	14:35:59.830

DIFF = Difference To Personal Best Lap

P17 42 Alan WOOD

LAP	LAP TIME	DIFF	MPH	TIME OF DAY
1 -	1:51.599	10.742	80.23	14:24:09.802
2 -	1:42.246	1.389	87.57	14:25:52.048
3 -	1:41.737	0.880	88.01	14:27:33.785
4 -	1:40.857 (1)		88.78	14:29:14.642
5 -	1:41.722	0.865	88.02	14:30:56.364
6 -	1:40.922 (2)	0.065	88.72	14:32:37.286
7 -	1:41.891	1.034	87.88	14:34:19.177
8 -	1:41.613 (3)	0.756	88.12	14:36:00.790

P18 6 Derek GULBRANDSEN

LAP	LAP TIME	DIFF	MPH	TIME OF DAY
1 -	1:53.049	9.437	79.20	14:24:11.252
2 -	1:43.612 (1)		86.42	14:25:54.864
3 -	1:45.015	1.403	85.26	14:27:39.879
4 -	1:45.219	1.607	85.10	14:29:25.098
5 -	1:45.070	1.458	85.22	14:31:10.168
6 -	1:44.661	1.049	85.55	14:32:54.829
7 -	1:44.638 (3)	1.026	85.57	14:34:39.467
8 -	1:43.924 (2)	0.312	86.16	14:36:23.391

P19 39 Gordon MCINTYRE

LAP	LAP TIME	DIFF	MPH	TIME OF DAY
1 -	1:54.041	10.862	78.51	14:24:12.244
2 -	1:43.213 (2)	0.034	86.75	14:25:55.457
3 -	1:43.928	0.749	86.16	14:27:39.385
4 -	1:43.237 (3)	0.058	86.73	14:29:22.622
5 -	1:43.642	0.463	86.39	14:31:06.264
6 -	1:43.573	0.394	86.45	14:32:49.837
7 -	1:43.642	0.463	86.39	14:34:33.479
8 -	1:43.179 (1)		86.78	14:36:16.658

P20 78 Barry DAVISON

LAP	LAP TIME	DIFF	MPH	TIME OF DAY
1 -	1:54.817	8.514	77.98	14:24:13.020
2 -	1:47.201 (2)	0.898	83.52	14:26:00.221
3 -	1:47.855	1.552	83.02	14:27:48.076
4 -	1:46.303 (1)		84.23	14:29:34.379
5 -	1:47.584	1.281	83.23	14:31:21.963
6 -	1:47.913	1.610	82.97	14:33:09.876
7 -	1:47.684	1.381	83.15	14:34:57.560
8 -	1:47.508 (3)	1.205	83.29	14:36:45.068

P21 347 Ryan CLARE

LAP	LAP TIME	DIFF	MPH	TIME OF DAY
1 -	1:55.612	9.748	77.45	14:24:13.815
2 -	1:47.858	1.994	83.02	14:26:01.673
3 -	1:47.706 (3)	1.842	83.13	14:27:49.379
4 -	1:47.892	2.028	82.99	14:29:37.271
5 -	1:48.150	2.286	82.79	14:31:25.421
6 -	1:48.137	2.273	82.80	14:33:13.558
7 -	1:47.033 (2)	1.169	83.66	14:35:00.591
8 -	1:45.864 (1)		84.58	14:36:46.455

P22 2 Paul MARLEY

LAP	LAP TIME	DIFF	MPH	TIME OF DAY
1 -	1:56.343	10.857	76.96	14:24:14.546
2 -	1:47.643 (3)	2.157	83.18	14:26:02.189

Donington Park GP

Circuit Length = 2.4873 miles

Start: 14:22 Flag 14:35 End: 14:36

Weather / Track : Cloudy / Dry

BMCRC-MRO Championships 2013 - Donington GP

Morello Services MRO Powerbikes

RACE 11 - SNETTERTON ROUND - LAP ANALYSIS

DIFF = Difference To Personal Best Lap

3 -	1:47.684	2.198	83.15	14:27:49.873
4 -	1:47.809	2.323	83.05	14:29:37.682
5 -	1:48.055	2.569	82.86	14:31:25.737
6 -	1:48.252	2.766	82.71	14:33:13.989
7 -	1:47.567 (2)	2.081	83.24	14:35:01.556
8 -	1:45.486 (1)		84.88	14:36:47.042

P23 138 Michael BLANK

LAP	LAP TIME	DIFF	MPH	TIME OF DAY
1 -	1:43.264	5.280	86.71	14:24:01.467
2 -	1:37.984 (1)		91.38	14:25:39.451
3 -	1:40.429 (3)	2.445	89.16	14:27:19.880
4 -	1:39.518 (2)	1.534	89.97	14:28:59.398
5 -	1:56.341 P	18.357	76.96	14:30:55.739

P24 14 Bryan PARISH

LAP	LAP TIME	DIFF	MPH	TIME OF DAY
1 -	1:52.362 (3)	8.798	79.69	14:24:10.565
2 -	1:43.564 (1)		86.46	14:25:54.129
3 -	1:44.747 (2)	1.183	85.48	14:27:38.876
4 -	1:48.521 P	4.957	82.51	14:29:27.397

P25 7 Chris WOOLLETT

LAP	LAP TIME	DIFF	MPH	TIME OF DAY
1 -	1:46.510 (1)		84.07	14:24:04.713



BMCRC-MRO Championships 2013 - Donington GP
Morello Services MRO Powerbikes & Rookie 1000(A)
RACE 15 - CLASSIFICATION

POS	NO	CL	PIC NAME	ENTRY	LAPS	TIME	GAP	DIFF	MPH	BEST	ON
1	126		Jonathan LODGE	Kawasaki - Diesolift/Earnshaws	8	12:45.285			93.60	1:34.151	3
2	11		Peter BAKER	Kawasaki - Morello Services	8	12:49.650	4.365	4.365	93.07	1:35.020	2
3	90		Sam COVENTRY	BMW - Futuramoto/Continental	8	12:53.097	7.812	3.447	92.66	1:35.012	3
4	99		Barry CHAPMAN	BMW -	8	12:58.543	13.258	5.446	92.01	1:35.941	2
5	63		James WHITE	Kawasaki - Team Afterdark	8	13:06.938	21.653	8.395	91.03	1:36.275	4
6	117		Ed PEAD	Kawasaki -	8	13:13.766	28.481	6.828	90.24	1:37.736	2
7	23	C	Mark FINCHAM	BMW - Eurotech Bikesure	8	13:17.755	32.470	3.989	89.79	1:37.256	2
8	8	C	John COUGHLAN	Aprilia - Bikersworld	8	13:19.682	34.397	1.927	89.58	1:38.589	7
9	97		James KIFF	Suzuki - JK Auto-Tek	8	13:21.584	36.299	1.902	89.36	1:37.955	7
10	3		Colin PARKER	Kawasaki -	8	13:23.610	38.325	2.026	89.14	1:38.368	7
11	58	C	Jamie LOVEDAY	Kawasaki - Insignia Signs	8	13:23.717	38.432	0.107	89.13	1:38.041	7
12	133		Ben GALLAWAY	Ducati -	8	13:30.097	44.812	6.380	88.42	1:38.928	5
13	79		Jason PAGE	Kawasaki - Team GFR	8	13:30.162	44.877	0.065	88.42	1:39.849	4
14	66		Joe CARNELL	Honda - PGM Plastering	8	13:34.293	49.008	4.131	87.97	1:39.325	4
15	42	C	Alan WOOD	Suzuki - alanwoodracing.co.uk	8	13:46.503	1:01.218	12.210	86.67	1:40.487	7
16	41		Colin THOMPSON	Honda - GRP Motorsport	8	13:52.055	1:06.770	5.552	86.09	1:42.255	6
17	111	R	Adrian AVERRE	Aprilia -	8	14:00.200	1:14.915	8.145	85.26	1:43.259	2
18	17	R	Colin CLUNE	Yamaha -	8	14:03.593	1:18.308	3.393	84.91	1:43.591	6
19	179		Alan HUGHES	Suzuki -	8	14:14.109	1:28.824	10.516	83.87	1:44.104	6
20	84	R	Mark RUSTED	Yamaha -	8	14:14.386	1:29.101	0.277	83.84	1:43.752	5
21	78	C	Barry DAVISON	Honda -	8	14:20.583	1:35.298	6.197	83.24	1:45.362	3
22	80	R	Adam FOSTER	Honda -	8	14:20.717	1:35.432	0.134	83.22	1:45.038	6
23	26	R	Garry WEST	BMW -	8	14:23.289	1:38.004	2.572	82.97	1:45.565	2
24	347	R	Ryan CLARE	Kawasaki -	7	12:46.667	1 Lap	1 Lap	81.75	1:45.525	6
25	100	R	Karl TOOLE	Ducati - KTMS/Penultimate	7	12:47.298	1 Lap	0.631	81.69	1:45.891	5
26	46	R	Simon GATES	Yamaha -	7	12:52.368	1 Lap	5.070	81.15	1:45.834	7
27	43	R	Ben NEAGU	Honda -	7	12:53.266	1 Lap	0.898	81.06	1:47.965	6
28	33	R	Dan VLADUCEANU	BMW -	7	12:54.701	1 Lap	1.435	80.91	1:47.454	7
29	48	R	Christos BOUZOUKIS	Yamaha -	7	12:55.455	1 Lap	0.754	80.83	1:47.006	5
30	27	C	Marcus GOOSE	Yamaha -	7	12:57.267	1 Lap	1.812	80.64	1:46.718	5

NOT CLASSIFIED

DNF	10		Steve MURPHY	Kawasaki -	7	11:29.410	1 Lap		90.91	1:37.109	2
DNF	76	C	Jason BYARD	Kawasaki - May Construction	7	11:39.380	1 Lap	9.970	89.62	1:37.124	7
DNF	15	R	Stuart YOUNG	Suzuki - SJY Tiling	6	10:36.166	2 Laps	1 Lap	84.45	1:43.404	6
DNF	30	C	Michael HONEY	Suzuki - Digital Barriers/Climate	3	5:22.646	5 Laps	3 Laps	83.25	1:38.709	2
DNF	68		Duncan GIBSON	Ducati - JHP/G&G Racing	0						
DNF	24	C	Alan SMITH	Kawasaki -	0						

FASTEST LAP

126			Jonathan LODGE	Kawasaki - Diesolift/Earnshaws	3	1:34.151		95.10 mph	153.06 kph
76	C		Jason BYARD	Kawasaki - May Construction	7	1:37.124		92.19 mph	148.37 kph
111	R		Adrian AVERRE	Aprilia -	2	1:43.259		86.71 mph	139.55 kph

Donington Park GP
 Circuit Length = 2.4873 miles
 Start: 16:02 Flag 16:15 End: 16:17

Weather / Track : Cloudy / Dry
 These results are provisional until the conclusion of any judicial and technical matters.

Clerk Of Course :	Timekeeper :
-------------------	--------------

Results can be found at www.tsl-timing.com

Printed - 16:19 Sunday, 28 July 2013



BMCRC-MRO Championships 2013 - Donington GP

Morello Services MRO Powerbikes & Rookie 1000(A)

RACE 15 - LAP CHART

LAP 1		
NO	BEHIND	LAP TIME

11		1:40.044
90	0.161	1:40.205
126	0.650	1:40.694
99	2.026	1:42.070
10	2.309	1:42.353
117	4.240	1:44.284
30	5.016	1:45.060
63	5.441	1:45.485
23	5.924	1:45.968
76	6.071	1:46.115
8	6.329	1:46.373
79	6.731	1:46.775
97	6.841	1:46.885
3	7.242	1:47.286
42	7.699	1:47.743
133	8.419	1:48.463
58	9.174	1:49.218
66	9.438	1:49.482
41	11.229	1:51.273
111	11.481	1:51.525
15	13.169	1:53.213
17	14.133	1:54.177
78	15.260	1:55.304
80	16.359	1:56.403
26	16.586	1:56.630
179	16.885	1:56.929
84	18.093	1:58.137
48	18.456	1:58.500
27	18.811	1:58.855
33	20.802	2:00.846
43	21.067	2:01.111
46	21.306	2:01.350
100	21.987	2:02.031
347	22.244	2:02.288

LAP 2		
NO	BEHIND	LAP TIME

11		1:35.020
126	0.703	1:35.073
90	1.056	1:35.915
99	2.947	1:35.941
10	4.398	1:37.109
117	6.956	1:37.736
63	7.626	1:37.205
23	8.160	1:37.256
30	8.705	1:38.709
76	9.626	1:38.575
8	10.241	1:38.932
97	11.874	1:40.053
3	12.341	1:40.119
79	12.816	1:41.105
42	13.564	1:40.885
133	13.688	1:40.289
58	14.704	1:40.550
66	15.140	1:40.722
41	19.471	1:43.262
111	19.720	1:43.259
17	23.573	1:44.460
15	24.441	1:46.292
78	26.251	1:46.011
26	27.131	1:45.565
80	28.953	1:47.614

179	29.811	1:47.946
84	30.638	1:47.565
27	32.021	1:48.230
48	32.907	1:49.471
43	35.246	1:49.199
33	36.230	1:50.448
100	36.741	1:49.774
347	37.099	1:49.875
46	37.282	1:50.996

LAP 3		
NO	BEHIND	LAP TIME

126		1:34.151
11	0.594	1:35.448
90	1.214	1:35.012
99	4.128	1:36.035
10	7.072	1:37.528
63	9.851	1:37.079
117	10.425	1:38.323
23	10.676	1:37.370
76	14.310	1:39.538
8	14.644	1:39.257
97	16.894	1:39.874
3	17.373	1:39.886
79	18.885	1:40.923
42	19.217	1:40.507
66	20.379	1:40.093
58	20.573	1:40.723
133	20.894	1:42.060
41	28.327	1:43.710
111	28.539	1:43.673
30	32.728	1:58.877 P
17	33.539	1:44.820
15	34.412	1:44.825
78	36.759	1:45.362
26	38.265	1:45.988
179	40.305	1:45.348
80	41.051	1:46.952
84	41.777	1:45.993
43	49.287	1:48.895
100	49.690	1:47.803
33	50.480	1:49.104
347	50.634	1:48.389
46	51.319	1:48.891
48	53.589	1:55.536
27	53.978	1:56.811

LAP 4		
NO	BEHIND	LAP TIME

126		1:34.346
11	1.837	1:35.589
90	2.771	1:35.903
99	5.895	1:36.113
10	10.691	1:37.965
63	11.780	1:36.275
23	14.893	1:38.563
117	15.323	1:39.244
8	19.133	1:38.835
76	19.417	1:39.453
3	22.727	1:39.700
97	22.901	1:40.353
79	24.388	1:39.849
66	25.358	1:39.325
58	25.699	1:39.472

133	26.055	1:39.507
41	37.241	1:43.260
42	39.064	1:54.193
111	39.214	1:45.021
17	43.762	1:44.569
15	44.602	1:44.536
78	48.129	1:45.716
26	50.263	1:46.344
179	50.512	1:44.553
84	52.512	1:45.081
80	53.237	1:46.532
100	1:02.977	1:47.633
43	1:04.104	1:49.163
347	1:04.601	1:48.313
33	1:05.469	1:49.335
46	1:05.779	1:48.806
48	1:07.467	1:48.224
27	1:08.192	1:48.560

LAP 5		
NO	BEHIND	LAP TIME

126		1:34.228
11	2.754	1:35.145
90	4.420	1:35.877
99	7.859	1:36.192
10	14.206	1:37.743
63	14.531	1:36.979
117	19.732	1:38.637
23	19.979	1:39.314
8	24.198	1:39.293
76	24.509	1:39.320
97	28.030	1:39.357
3	28.231	1:39.732
58	29.766	1:38.295
79	30.137	1:39.977
133	30.755	1:38.928
66	30.806	1:39.676
41	45.690	1:42.677
42	45.845	1:41.009
111	49.190	1:44.204
17	53.422	1:43.888
15	54.270	1:43.896
78	59.808	1:45.907
179	1:00.647	1:44.363
84	1:02.036	1:43.752
26	1:02.708	1:46.673
80	1:04.303	1:45.294
100	1:14.640	1:45.891
347	1:16.496	1:46.123
43	1:18.424	1:48.548
33	1:19.409	1:48.168
46	1:19.741	1:48.190
48	1:20.245	1:47.006
27	1:20.682	1:46.718

LAP 6		
NO	BEHIND	LAP TIME

126		1:34.833
11	3.566	1:35.645
90	5.601	1:36.014
99	10.197	1:37.171
10	17.546	1:38.173
63	18.143	1:38.445
117	23.463	1:38.564

23	24.661	1:39.515
76	28.931	1:39.255
8	28.951	1:39.586
97	31.604	1:38.407
3	31.772	1:38.374
58	33.315	1:38.382
79	35.383	1:40.079
133	35.638	1:39.716
66	36.437	1:40.464
42	51.672	1:40.660
41	53.112	1:42.255
111	58.780	1:44.423
17	1:02.180	1:43.591
15	1:02.841	1:43.404
179	1:09.918	1:44.104
84	1:11.267	1:44.064
78	1:12.853	1:47.878
26	1:13.955	1:46.080
80	1:14.508	1:45.038
100	1:26.167	1:46.360
347	1:27.188	1:45.525
43	1:31.556	1:47.965
46	1:33.209	1:48.301
33	1:33.922	1:49.346
27	1:34.118	1:48.269
48	1:34.922	1:49.510

LAP 7		
NO	BEHIND	LAP TIME

126		1:35.234
11	4.214	1:35.882
90	6.749	1:36.382
99	11.808	1:36.845
63	20.376	1:37.467
10	20.851	1:38.539
117	26.231	1:38.002
23	29.314	1:39.887
76	30.821	1:37.124
8	32.306	1:38.589
97	34.325	1:37.955
3	34.906	1:38.368
58	36.122	1:38.041
133	40.081	1:39.677
79	40.155	1:40.006
66	42.562	1:41.359
42	56.925	1:40.487
41	1:00.385	1:42.507
111	1:06.858	1:43.312
17	1:10.570	1:43.624
179	1:19.271	1:44.587
84	1:21.309	1:45.276
78	1:24.863	1:47.244
26	1:25.584	1:46.863
80	1:25.815	1:46.541

LAP 8		
NO	BEHIND	LAP TIME

126		1:36.726
347	1 Lap	1:46.154
100	1 Lap	1:47.806
11	4.365	1:36.877
46	1 Lap	1:45.834
90	7.812	1:37.789
43	1 Lap	1:48.385

33	1 Lap	1:47.454
48	1 Lap	1:47.208
27	1 Lap	1:49.824
99	13.258	1:38.176
63	21.653	1:38.003
117	28.481	1:38.976
23	32.470	1:39.882
8	34.397	1:38.817
97	36.299	1:38.700
3	38.325	1:40.145
58	38.432	1:39.036
133	44.812	1:41.457
79	44.877	1:41.448
66	49.008	1:43.172
42	1:01.218	1:41.019
41	1:06.770	1:43.111
111	1:14.915	1:44.783
17	1:18.308	1:44.464
179	1:28.824	1:46.279
84	1:29.101	1:44.518
78	1:35.298	1:47.161
80	1:35.432	1:46.343
26	1:38.004	1:49.146

Weather / Track : Cloudy / Dry

Results can be found at www.tsl-timing.com

Donington Park GP

Circuit Length = 2.4873 miles

Start: 16:02 Flag 16:15 End: 16:17

Printed - 16:21 Sunday, 28 July 2013

BMCRC-MRO Championships 2013 - Donington GP
Morello Services MRO Powerbikes & Rookie 1000(A)
RACE 15 - LAP ANALYSIS

DIFF = Difference To Personal Best Lap

P1 126 Jonathan LODGE				
LAP	LAP TIME	DIFF	MPH	TIME OF DAY
1 -	1:40.694	6.543	88.92	16:03:58.506
2 -	1:35.073	0.922	94.18	16:05:33.579
3 -	1:34.151 (1)		95.10	16:07:07.730
4 -	1:34.346 (3)	0.195	94.91	16:08:42.076
5 -	1:34.228 (2)	0.077	95.02	16:10:16.304
6 -	1:34.833	0.682	94.42	16:11:51.137
7 -	1:35.234	1.083	94.02	16:13:26.371
8 -	1:36.726	2.575	92.57	16:15:03.097

P2 11 Peter BAKER				
LAP	LAP TIME	DIFF	MPH	TIME OF DAY
1 -	1:40.044	5.024	89.50	16:03:57.856
2 -	1:35.020 (1)		94.23	16:05:32.876
3 -	1:35.448 (3)	0.428	93.81	16:07:08.324
4 -	1:35.589	0.569	93.67	16:08:43.913
5 -	1:35.145 (2)	0.125	94.11	16:10:19.058
6 -	1:35.645	0.625	93.62	16:11:54.703
7 -	1:35.882	0.862	93.39	16:13:30.585
8 -	1:36.877	1.857	92.43	16:15:07.462

P3 90 Sam COVENTRY				
LAP	LAP TIME	DIFF	MPH	TIME OF DAY
1 -	1:40.205	5.193	89.36	16:03:58.017
2 -	1:35.915	0.903	93.35	16:05:33.932
3 -	1:35.012 (1)		94.24	16:07:08.944
4 -	1:35.903 (3)	0.891	93.36	16:08:44.847
5 -	1:35.877 (2)	0.865	93.39	16:10:20.724
6 -	1:36.014	1.002	93.26	16:11:56.738
7 -	1:36.382	1.370	92.90	16:13:33.120
8 -	1:37.789	2.777	91.56	16:15:10.909

P4 99 Barry CHAPMAN				
LAP	LAP TIME	DIFF	MPH	TIME OF DAY
1 -	1:42.070	6.129	87.72	16:03:59.882
2 -	1:35.941 (1)		93.33	16:05:35.823
3 -	1:36.035 (2)	0.094	93.24	16:07:11.858
4 -	1:36.113 (3)	0.172	93.16	16:08:47.971
5 -	1:36.192	0.251	93.08	16:10:24.163
6 -	1:37.171	1.230	92.15	16:12:01.334
7 -	1:36.845	0.904	92.46	16:13:38.179
8 -	1:38.176	2.235	91.20	16:15:16.355

P5 63 James WHITE				
LAP	LAP TIME	DIFF	MPH	TIME OF DAY
1 -	1:45.485	9.210	84.88	16:04:03.297
2 -	1:37.205	0.930	92.11	16:05:40.502
3 -	1:37.079 (3)	0.804	92.23	16:07:17.581
4 -	1:36.275 (1)		93.00	16:08:53.856
5 -	1:36.979 (2)	0.704	92.33	16:10:30.835
6 -	1:38.445	2.170	90.95	16:12:09.280
7 -	1:37.467	1.192	91.87	16:13:46.747
8 -	1:38.003	1.728	91.36	16:15:24.750

P6 117 Ed PEAD				
LAP	LAP TIME	DIFF	MPH	TIME OF DAY
1 -	1:44.284	6.548	85.86	16:04:02.096
2 -	1:37.736 (1)		91.61	16:05:39.832

DIFF = Difference To Personal Best Lap

3 -	1:38.323 (3)	0.587	91.07	16:07:18.155
4 -	1:39.244	1.508	90.22	16:08:57.399
5 -	1:38.637	0.901	90.78	16:10:36.036
6 -	1:38.564	0.828	90.84	16:12:14.600
7 -	1:38.002 (2)	0.266	91.37	16:13:52.602
8 -	1:38.976	1.240	90.47	16:15:31.578

P7 23 Mark FINCHAM				
LAP	LAP TIME	DIFF	MPH	TIME OF DAY
1 -	1:45.968	8.712	84.50	16:04:03.780
2 -	1:37.256 (1)		92.07	16:05:41.036
3 -	1:37.370 (2)	0.114	91.96	16:07:18.406
4 -	1:38.563 (3)	1.307	90.85	16:08:56.969
5 -	1:39.314	2.058	90.16	16:10:36.283
6 -	1:39.515	2.259	89.98	16:12:15.798
7 -	1:39.887	2.631	89.64	16:13:55.685
8 -	1:39.882	2.626	89.65	16:15:35.567

P8 8 John COUGHLAN				
LAP	LAP TIME	DIFF	MPH	TIME OF DAY
1 -	1:46.373	7.784	84.17	16:04:04.185
2 -	1:38.932	0.343	90.51	16:05:43.117
3 -	1:39.257	0.668	90.21	16:07:22.374
4 -	1:38.835 (3)	0.246	90.60	16:09:01.209
5 -	1:39.293	0.704	90.18	16:10:40.502
6 -	1:39.586	0.997	89.91	16:12:20.088
7 -	1:38.589 (1)		90.82	16:13:58.677
8 -	1:38.817 (2)	0.228	90.61	16:15:37.494

P9 97 James KIFF				
LAP	LAP TIME	DIFF	MPH	TIME OF DAY
1 -	1:46.885	8.930	83.77	16:04:04.697
2 -	1:40.053	2.098	89.49	16:05:44.750
3 -	1:39.874	1.919	89.65	16:07:24.624
4 -	1:40.353	2.398	89.22	16:09:04.977
5 -	1:39.357	1.402	90.12	16:10:44.334
6 -	1:38.407 (2)	0.452	90.99	16:12:22.741
7 -	1:37.955 (1)		91.41	16:14:00.696
8 -	1:38.700 (3)	0.745	90.72	16:15:39.396

P10 3 Colin PARKER				
LAP	LAP TIME	DIFF	MPH	TIME OF DAY
1 -	1:47.286	8.918	83.46	16:04:05.098
2 -	1:40.119	1.751	89.43	16:05:45.217
3 -	1:39.886	1.518	89.64	16:07:25.103
4 -	1:39.700 (3)	1.332	89.81	16:09:04.803
5 -	1:39.732	1.364	89.78	16:10:44.535
6 -	1:38.374 (2)	0.006	91.02	16:12:22.909
7 -	1:38.368 (1)		91.03	16:14:01.277
8 -	1:40.145	1.777	89.41	16:15:41.422

P11 58 Jamie LOVEDAY				
LAP	LAP TIME	DIFF	MPH	TIME OF DAY
1 -	1:49.218	11.177	81.98	16:04:07.030
2 -	1:40.550	2.509	89.05	16:05:47.580
3 -	1:40.723	2.682	88.90	16:07:28.303
4 -	1:39.472	1.431	90.01	16:09:07.775
5 -	1:38.295 (2)	0.254	91.09	16:10:46.070
6 -	1:38.382 (3)	0.341	91.01	16:12:24.452
7 -	1:38.041 (1)		91.33	16:14:02.493

Donington Park GP
 Circuit Length = 2.4873 miles
 Start: 16:02 Flag 16:15 End: 16:17

Weather / Track : Cloudy / Dry

BMCRC-MRO Championships 2013 - Donington GP

Morello Services MRO Powerbikes & Rookie 1000(A)

RACE 15 - LAP ANALYSIS

DIFF = Difference To Personal Best Lap

8 - 1:39.036 0.995 90.41 16:15:41.529

P12 133 Ben GALLAWAY

LAP	LAP TIME	DIFF	MPH	TIME OF DAY
1 -	1:48.463	9.535	82.55	16:04:06.275
2 -	1:40.289	1.361	89.28	16:05:46.564
3 -	1:42.060	3.132	87.73	16:07:28.624
4 -	1:39.507 (2)	0.579	89.98	16:09:08.131
5 -	1:38.928 (1)		90.51	16:10:47.059
6 -	1:39.716	0.788	89.79	16:12:26.775
7 -	1:39.677 (3)	0.749	89.83	16:14:06.452
8 -	1:41.457	2.529	88.25	16:15:47.909

P13 79 Jason PAGE

LAP	LAP TIME	DIFF	MPH	TIME OF DAY
1 -	1:46.775	6.926	83.86	16:04:04.587
2 -	1:41.105	1.256	88.56	16:05:45.692
3 -	1:40.923	1.074	88.72	16:07:26.615
4 -	1:39.849 (1)		89.67	16:09:06.464
5 -	1:39.977 (2)	0.128	89.56	16:10:46.441
6 -	1:40.079	0.230	89.47	16:12:26.520
7 -	1:40.006 (3)	0.157	89.53	16:14:06.526
8 -	1:41.448	1.599	88.26	16:15:47.974

P14 66 Joe CARNELL

LAP	LAP TIME	DIFF	MPH	TIME OF DAY
1 -	1:49.482	10.157	81.78	16:04:07.294
2 -	1:40.722	1.397	88.90	16:05:48.016
3 -	1:40.093 (3)	0.768	89.46	16:07:28.109
4 -	1:39.325 (1)		90.15	16:09:07.434
5 -	1:39.676 (2)	0.351	89.83	16:10:47.110
6 -	1:40.464	1.139	89.13	16:12:27.574
7 -	1:41.359	2.034	88.34	16:14:08.933
8 -	1:43.172	3.847	86.79	16:15:52.105

P15 42 Alan WOOD

LAP	LAP TIME	DIFF	MPH	TIME OF DAY
1 -	1:47.743	7.256	83.10	16:04:05.555
2 -	1:40.885	0.398	88.75	16:05:46.440
3 -	1:40.507 (2)	0.020	89.09	16:07:26.947
4 -	1:54.193	13.706	78.41	16:09:21.140
5 -	1:41.009	0.522	88.65	16:11:02.149
6 -	1:40.660 (3)	0.173	88.95	16:12:42.809
7 -	1:40.487 (1)		89.11	16:14:23.296
8 -	1:41.019	0.532	88.64	16:16:04.315

P16 41 Colin THOMPSON

LAP	LAP TIME	DIFF	MPH	TIME OF DAY
1 -	1:51.273	9.018	80.47	16:04:09.085
2 -	1:43.262	1.007	86.71	16:05:52.347
3 -	1:43.710	1.455	86.34	16:07:36.057
4 -	1:43.260	1.005	86.71	16:09:19.317
5 -	1:42.677 (3)	0.422	87.20	16:11:01.994
6 -	1:42.255 (1)		87.56	16:12:44.249
7 -	1:42.507 (2)	0.252	87.35	16:14:26.756
8 -	1:43.111	0.856	86.84	16:16:09.867

DIFF = Difference To Personal Best Lap

P17 111 Adrian AVERRE

LAP	LAP TIME	DIFF	MPH	TIME OF DAY
1 -	1:51.525	8.266	80.29	16:04:09.337
2 -	1:43.259 (1)		86.71	16:05:52.596
3 -	1:43.673 (3)	0.414	86.37	16:07:36.269
4 -	1:45.021	1.762	85.26	16:09:21.290
5 -	1:44.204	0.945	85.93	16:11:05.494
6 -	1:44.423	1.164	85.75	16:12:49.917
7 -	1:43.312 (2)	0.053	86.67	16:14:33.229
8 -	1:44.783	1.524	85.45	16:16:18.012

P18 17 Colin CLUNE

LAP	LAP TIME	DIFF	MPH	TIME OF DAY
1 -	1:54.177	10.586	78.42	16:04:11.989
2 -	1:44.460	0.869	85.72	16:05:56.449
3 -	1:44.820	1.229	85.42	16:07:41.269
4 -	1:44.569	0.978	85.63	16:09:25.838
5 -	1:43.888 (3)	0.297	86.19	16:11:09.726
6 -	1:43.591 (1)		86.44	16:12:53.317
7 -	1:43.624 (2)	0.033	86.41	16:14:36.941
8 -	1:44.464	0.873	85.71	16:16:21.405

P19 179 Alan HUGHES

LAP	LAP TIME	DIFF	MPH	TIME OF DAY
1 -	1:56.929	12.825	76.58	16:04:14.741
2 -	1:47.946	3.842	82.95	16:06:02.687
3 -	1:45.348	1.244	84.99	16:07:48.035
4 -	1:44.553 (3)	0.449	85.64	16:09:32.588
5 -	1:44.363 (2)	0.259	85.80	16:11:16.951
6 -	1:44.104 (1)		86.01	16:13:01.055
7 -	1:44.587	0.483	85.61	16:14:45.642
8 -	1:46.279	2.175	84.25	16:16:31.921

P20 84 Mark RUSTED

LAP	LAP TIME	DIFF	MPH	TIME OF DAY
1 -	1:58.137	14.385	75.79	16:04:15.949
2 -	1:47.565	3.813	83.24	16:06:03.514
3 -	1:45.993	2.241	84.48	16:07:49.507
4 -	1:45.081	1.329	85.21	16:09:34.588
5 -	1:43.752 (1)		86.30	16:11:18.340
6 -	1:44.064 (2)	0.312	86.04	16:13:02.404
7 -	1:45.276	1.524	85.05	16:14:47.680
8 -	1:44.518 (3)	0.766	85.67	16:16:32.198

P21 78 Barry DAVISON

LAP	LAP TIME	DIFF	MPH	TIME OF DAY
1 -	1:55.304	9.942	77.65	16:04:13.116
2 -	1:46.011	0.649	84.46	16:05:59.127
3 -	1:45.362 (1)		84.98	16:07:44.489
4 -	1:45.716 (2)	0.354	84.70	16:09:30.205
5 -	1:45.907 (3)	0.545	84.55	16:11:16.112
6 -	1:47.878	2.516	83.00	16:13:03.990
7 -	1:47.244	1.882	83.49	16:14:51.234
8 -	1:47.161	1.799	83.56	16:16:38.395

P22 80 Adam FOSTER

LAP	LAP TIME	DIFF	MPH	TIME OF DAY
1 -	1:56.403	11.365	76.92	16:04:14.215
2 -	1:47.614	2.576	83.20	16:06:01.829

Donington Park GP

Circuit Length = 2.4873 miles

Start: 16:02 Flag 16:15 End: 16:17

Weather / Track : Cloudy / Dry

BMCRC-MRO Championships 2013 - Donington GP

Morello Services MRO Powerbikes & Rookie 1000(A)

RACE 15 - LAP ANALYSIS

DIFF = Difference To Personal Best Lap

3 -	1:46.952	1.914	83.72	16:07:48.781
4 -	1:46.532	1.494	84.05	16:09:35.313
5 -	1:45.294 (2)	0.256	85.04	16:11:20.607
6 -	1:45.038 (1)		85.24	16:13:05.645
7 -	1:46.541	1.503	84.04	16:14:52.186
8 -	1:46.343 (3)	1.305	84.20	16:16:38.529

P23 26 Garry WEST

LAP	LAP TIME	DIFF	MPH	TIME OF DAY
1 -	1:56.630	11.065	76.77	16:04:14.442
2 -	1:45.565 (1)		84.82	16:06:00.007
3 -	1:45.988 (2)	0.423	84.48	16:07:45.995
4 -	1:46.344	0.779	84.20	16:09:32.339
5 -	1:46.673	1.108	83.94	16:11:19.012
6 -	1:46.080 (3)	0.515	84.41	16:13:05.092
7 -	1:46.863	1.298	83.79	16:14:51.955
8 -	1:49.146	3.581	82.04	16:16:41.101

P24 347 Ryan CLARE

LAP	LAP TIME	DIFF	MPH	TIME OF DAY
1 -	2:02.288	16.763	73.22	16:04:20.100
2 -	1:49.875	4.350	81.49	16:06:09.975
3 -	1:48.389	2.864	82.61	16:07:58.364
4 -	1:48.313	2.788	82.67	16:09:46.677
5 -	1:46.123 (2)	0.598	84.37	16:11:32.800
6 -	1:45.525 (1)		84.85	16:13:18.325
7 -	1:46.154 (3)	0.629	84.35	16:15:04.479

P25 100 Karl TOOLE

LAP	LAP TIME	DIFF	MPH	TIME OF DAY
1 -	2:02.031	16.140	73.37	16:04:19.843
2 -	1:49.774	3.883	81.57	16:06:09.617
3 -	1:47.803	1.912	83.06	16:07:57.420
4 -	1:47.633 (3)	1.742	83.19	16:09:45.053
5 -	1:45.891 (1)		84.56	16:11:30.944
6 -	1:46.360 (2)	0.469	84.19	16:13:17.304
7 -	1:47.806	1.915	83.06	16:15:05.110

P26 46 Simon GATES

LAP	LAP TIME	DIFF	MPH	TIME OF DAY
1 -	2:01.350	15.516	73.79	16:04:19.162
2 -	1:50.996	5.162	80.67	16:06:10.158
3 -	1:48.891	3.057	82.23	16:07:59.049
4 -	1:48.806	2.972	82.29	16:09:47.855
5 -	1:48.190 (2)	2.356	82.76	16:11:36.045
6 -	1:48.301 (3)	2.467	82.68	16:13:24.346
7 -	1:45.834 (1)		84.60	16:15:10.180

P27 43 Ben NEAGU

LAP	LAP TIME	DIFF	MPH	TIME OF DAY
1 -	2:01.111	13.146	73.93	16:04:18.923
2 -	1:49.199	1.234	82.00	16:06:08.122
3 -	1:48.895	0.930	82.23	16:07:57.017
4 -	1:49.163	1.198	82.02	16:09:46.180
5 -	1:48.548 (3)	0.583	82.49	16:11:34.728
6 -	1:47.965 (1)		82.93	16:13:22.693
7 -	1:48.385 (2)	0.420	82.61	16:15:11.078

DIFF = Difference To Personal Best Lap

LAP	LAP TIME	DIFF	MPH	TIME OF DAY
1 -	2:00.846	13.392	74.09	16:04:18.658
2 -	1:50.448	2.994	81.07	16:06:09.106
3 -	1:49.104 (3)	1.650	82.07	16:07:58.210
4 -	1:49.335	1.881	81.89	16:09:47.545
5 -	1:48.168 (2)	0.714	82.78	16:11:35.713
6 -	1:49.346	1.892	81.89	16:13:25.059
7 -	1:47.454 (1)		83.33	16:15:12.513

P29 48 Christos BOUZOUKIS

LAP	LAP TIME	DIFF	MPH	TIME OF DAY
1 -	1:58.500	11.494	75.56	16:04:16.312
2 -	1:49.471	2.465	81.79	16:06:05.783
3 -	1:55.536	8.530	77.50	16:08:01.319
4 -	1:48.224 (3)	1.218	82.74	16:09:49.543
5 -	1:47.006 (1)		83.68	16:11:36.549
6 -	1:49.510	2.504	81.76	16:13:26.059
7 -	1:47.208 (2)	0.202	83.52	16:15:13.267

P30 27 Marcus GOOSE

LAP	LAP TIME	DIFF	MPH	TIME OF DAY
1 -	1:58.855	12.137	75.33	16:04:16.667
2 -	1:48.230 (2)	1.512	82.73	16:06:04.897
3 -	1:56.811	10.093	76.65	16:08:01.708
4 -	1:48.560	1.842	82.48	16:09:50.268
5 -	1:46.718 (1)		83.90	16:11:36.986
6 -	1:48.269 (3)	1.551	82.70	16:13:25.255
7 -	1:49.824	3.106	81.53	16:15:15.079

P31 10 Steve MURPHY

LAP	LAP TIME	DIFF	MPH	TIME OF DAY
1 -	1:42.353	5.244	87.48	16:04:00.165
2 -	1:37.109 (1)		92.21	16:05:37.274
3 -	1:37.528 (2)	0.419	91.81	16:07:14.802
4 -	1:37.965	0.856	91.40	16:08:52.767
5 -	1:37.743 (3)	0.634	91.61	16:10:30.510
6 -	1:38.173	1.064	91.21	16:12:08.683
7 -	1:38.539	1.430	90.87	16:13:47.222

P32 76 Jason BYARD

LAP	LAP TIME	DIFF	MPH	TIME OF DAY
1 -	1:46.115	8.991	84.38	16:04:03.927
2 -	1:38.575 (2)	1.451	90.83	16:05:42.502
3 -	1:39.538	2.414	89.96	16:07:22.040
4 -	1:39.453	2.329	90.03	16:09:01.493
5 -	1:39.320	2.196	90.15	16:10:40.813
6 -	1:39.255 (3)	2.131	90.21	16:12:20.068
7 -	1:37.124 (1)		92.19	16:13:57.192

P33 15 Stuart YOUNG

LAP	LAP TIME	DIFF	MPH	TIME OF DAY
1 -	1:53.213	9.809	79.09	16:04:11.025
2 -	1:46.292	2.888	84.24	16:05:57.317
3 -	1:44.825	1.421	85.42	16:07:42.142
4 -	1:44.536 (3)	1.132	85.65	16:09:26.678
5 -	1:43.896 (2)	0.492	86.18	16:11:10.574
6 -	1:43.404 (1)		86.59	16:12:53.978

Weather / Track : Cloudy / Dry

Donington Park GP

Circuit Length = 2.4873 miles

Start: 16:02 Flag 16:15 End: 16:17

BMCRC-MRO Championships 2013 - Donington GP
Morello Services MRO Powerbikes & Rookie 1000(A)
RACE 15 - LAP ANALYSIS

DIFF = Difference To Personal Best Lap

P34 30 Michael HONEY				
LAP	LAP TIME	DIFF	MPH	TIME OF DAY
1 -	1:45.060 (2)	6.351	85.23	16:04:02.872
2 -	1:38.709 (1)		90.71	16:05:41.581
3 -	1:58.877 P	20.168	75.32	16:07:40.458



BMCRC Rookie 600

**Round 6
Donington Park GP**

27th & 28th July 2013



Results Provided by Timing Solutions Ltd
www.tsl-timing.com

BMCRC-MRO Championships 2013 - Donington GP

Team Respro MRO 600 inc Clubman 600 & BMCRC Rookie 600

FREE PRACTICE - CLASSIFICATION

POS	NO	CL	PIC NAME	ENTRY	TIME	ON	LAPS	GAP	DIFF	MPH
1	46		1 David HEAL	Triumph - Littlewood Fencing	1:39.083	6	6			90.37
2	27		2 Sam MIDDLEMAS	Triumph -	1:39.808	6	6	0.725	0.725	89.71
3	122		3 Daniel FULLER	Triumph -	1:40.412	5	6	1.329	0.604	89.17
4	155		4 James EDWARDS	Yamaha - 3Gi/Go Racing	1:40.567	5	6	1.484	0.155	89.03
5	64	C	1 Ashley BUXTON	Yamaha -	1:40.923	2	6	1.840	0.356	88.72
6	666		5 Piers HUTCHINS	Triumph - HM Racing	1:41.846	5	6	2.763	0.923	87.92
7	67		6 Ross HUMPHRIES	Yamaha -	1:41.932	5	6	2.849	0.086	87.84
8	96		7 Martin TURNER	Yamaha - MSS Performance	1:42.310	5	6	3.227	0.378	87.52
9	11	C	2 Nick HOBDEN	Triumph - Littlewood Fencing	1:42.356	5	6	3.273	0.046	87.48
10	8		8 Andy IRWIN	Yamaha - Tsingtao Racing/MET Healthcare	1:42.978	6	6	3.895	0.622	86.95
11	33	C	3 Greg WRIGHT	Triumph - Skid Marques Tyres	1:43.433	6	6	4.350	0.455	86.57
12	58		9 Seb KELLY	Yamaha - Go Racing	1:43.592	5	6	4.509	0.159	86.43
13	54	C	4 Chris BECK	Suzuki - Wonderwalls	1:43.653	6	6	4.570	0.061	86.38
14	57	6R	2 James PUTTRELL	Yamaha - Bike Stop	1:43.763	6	6	4.680	0.110	86.29
15	117	C	5 Patryk RYDZINSKI	Honda -	1:44.143	4	6	5.060	0.380	85.98
16	61	C	6 Oilly SAVAGE	Kawasaki - Validus-IVC Ltd	1:44.295	5	6	5.212	0.152	85.85
17	92	C	7 Ian NEWBY	Kawasaki -	1:44.800	6	6	5.717	0.505	85.44
18	49	C	8 Ross MCLURG	Triumph - EDI Building	1:44.806	6	6	5.723	0.006	85.43
19	27	6R	5 Matt COLES	Yamaha -	1:45.103	5	6	6.020	0.297	85.19
20	55	C	9 David MILLS	Suzuki - Wonderwalls	1:45.616	4	6	6.533	0.513	84.78
21	67	6R	7 David WAKE	Yamaha -	1:45.728	6	6	6.645	0.112	84.69
22	35	C	10 Peter MANGER	Yamaha -	1:46.007	5	6	6.924	0.279	84.47
23	26	C	11 Simon BRABY	Yamaha -	1:46.029	6	6	6.946	0.022	84.45
24	75	6R	8 Paul GALLAWAY	Yamaha - Cornerstone Garage	1:46.641	4	6	7.558	0.612	83.96
25	11	6R	9 Li Jen HSIAO	Yamaha -	1:47.435	6	6	8.352	0.794	83.34
26	36	6R	10 Joe MUNCEY	Honda - Eastern Garage	1:47.813	6	6	8.730	0.378	83.05
27	50	C	12 Andrew O'BRIEN	Triumph -	1:48.709	6	6	9.626	0.896	82.37
28	5		10 Aaron CLARKE	Kawasaki - Vale Livestock	1:48.862	3	4	9.779	0.153	82.25
29	23	6R	12 Sam MILLS	Suzuki - Glenmill Homes	1:49.076	3	6	9.993	0.214	82.09
30	191	6R	13 Chris SMITH	Yamaha -	1:49.708	5	5	10.625	0.632	81.62
31	18	6R	14 William SIMPSON	Honda -	1:49.718	4	6	10.635	0.010	81.61
32	147		11 Sean CHASTON	Yamaha - Hyside M/C's	1:49.771	6	6	10.688	0.053	81.57
33	107	C	13 Rafal GRZEDA	Suzuki -	1:50.316	4	5	11.233	0.545	81.17
34	78	C	14 Shane HERBERT	Honda - MJR motorsport	1:50.446	4	5	11.363	0.130	81.07
35	19	C	15 Michael CHURCH	Yamaha - MC Racing	1:53.047	5	5	13.964	2.601	79.21
36	88	6R	17 Tom JEFFERIES	Yamaha -	1:53.351	1	5	14.268	0.304	78.99
37	9	6R	18 Chris LAY	Yamaha -	1:54.799	5	5	15.716	1.448	78.00
38	92	6R	19 Alex CAIRNS	Triumph - Motorcycle Junction	1:55.898	4	5	16.815	1.099	77.26
39	22	6R	20 Paul WILSON	Yamaha -	1:59.816	4	5	20.733	3.918	74.73
40	150	6R	21 Heather KNOWLES	Triumph -	2:15.244	4	4	36.161	15.428	66.20
41	127	6R	22 Tara PILL	Yamaha -	3:20.185	2	3	1:41.102	1:04.941	44.73

Donington Park GP
 Circuit Length = 2.4873 miles
 Start: 09:41 Flag 09:53 End: 09:55

Weather / Track : Cloudy / Dry

These results are provisional until the conclusion of any judicial and technical matters.

Clerk Of Course :	Timekeeper :
-------------------	--------------

Results can be found at www.tsl-timing.com

Printed - 09:55 Saturday, 27 July 2013



BMCRC-MRO Championships 2013 - Donington GP

Team Respro MRO 600 inc Clubman 600 & BMCRC Rookie 600

FREE PRACTICE - LAP ANALYSIS

DIFF = Difference To Personal Best Lap

P1 46 David HEAL				
LAP	LAP TIME	DIFF	MPH	TIME OF DAY
1 -	1:42.758	3.675	87.14	09:45:04.730
2 -	1:41.137 (3)	2.054	88.53	09:46:45.867
3 -	1:42.192	3.109	87.62	09:48:28.059
4 -	1:43.528	4.445	86.49	09:50:11.587
5 -	1:40.867 (2)	1.784	88.77	09:51:52.454
6 -	1:39.083 (1)		90.37	09:53:31.537

P2 27 Sam MIDDLEMAS				
LAP	LAP TIME	DIFF	MPH	TIME OF DAY
1 -	1:42.460	2.652	87.39	09:44:59.370
2 -	1:42.477	2.669	87.38	09:46:41.847
3 -	1:41.495	1.687	88.22	09:48:23.342
4 -	1:41.369 (3)	1.561	88.33	09:50:04.711
5 -	1:40.510 (2)	0.702	89.09	09:51:45.221
6 -	1:39.808 (1)		89.71	09:53:25.029

P3 122 Daniel FULLER				
LAP	LAP TIME	DIFF	MPH	TIME OF DAY
1 -	1:42.398	1.986	87.44	09:45:03.602
2 -	1:40.690 (2)	0.278	88.93	09:46:44.292
3 -	1:40.860 (3)	0.448	88.78	09:48:25.152
4 -	1:41.944	1.532	87.83	09:50:07.096
5 -	1:40.412 (1)		89.17	09:51:47.508
6 -	1:41.556	1.144	88.17	09:53:29.064

P4 155 James EDWARDS				
LAP	LAP TIME	DIFF	MPH	TIME OF DAY
1 -	1:42.911	2.344	87.01	09:44:42.449
2 -	1:43.662	3.095	86.38	09:46:26.111
3 -	1:41.119 (2)	0.552	88.55	09:48:07.230
4 -	1:41.300 (3)	0.733	88.39	09:49:48.530
5 -	1:40.567 (1)		89.03	09:51:29.097
6 -	1:44.429	3.862	85.74	09:53:13.526

P5 64 Ashley BUXTON				
LAP	LAP TIME	DIFF	MPH	TIME OF DAY
1 -	1:43.259 (3)	2.336	86.71	09:44:46.115
2 -	1:40.923 (1)		88.72	09:46:27.038
3 -	1:41.752 (2)	0.829	88.00	09:48:08.790
4 -	1:44.205	3.282	85.93	09:49:52.995
5 -	1:48.914 P	7.991	82.21	09:51:41.909
6 -	2:21.277	40.354	63.38	09:54:03.186

P6 666 Piers HUTCHINS				
LAP	LAP TIME	DIFF	MPH	TIME OF DAY
1 -	1:48.893	7.047	82.23	09:45:20.141
2 -	1:44.996	3.150	85.28	09:47:05.137
3 -	1:42.622	0.776	87.25	09:48:47.759
4 -	1:41.979 (2)	0.133	87.80	09:50:29.738
5 -	1:41.846 (1)		87.92	09:52:11.584
6 -	1:42.575 (3)	0.729	87.29	09:53:54.159

P7 67 Ross HUMPHRIES				
LAP	LAP TIME	DIFF	MPH	TIME OF DAY
1 -	1:48.043	6.111	82.87	09:45:19.858
2 -	1:44.048	2.116	86.06	09:47:03.906

DIFF = Difference To Personal Best Lap

3 -	1:42.599 (2)	0.667	87.27	09:48:46.505
4 -	1:42.766 (3)	0.834	87.13	09:50:29.271
5 -	1:41.932 (1)		87.84	09:52:11.203
6 -	2:03.933 P	22.001	72.25	09:54:15.136

P8 96 Martin TURNER				
LAP	LAP TIME	DIFF	MPH	TIME OF DAY
1 -	1:47.896	5.586	82.99	09:45:22.330
2 -	1:47.371 (3)	5.061	83.39	09:47:09.701
3 -	1:45.804 (2)	3.494	84.63	09:48:55.505
4 -	1:47.918	5.608	82.97	09:50:43.423
5 -	1:42.310 (1)		87.52	09:52:25.733
6 -	1:45.504 P	3.194	84.87	09:54:11.237

P9 11 Nick HOBDEN				
LAP	LAP TIME	DIFF	MPH	TIME OF DAY
1 -	1:49.332	6.976	81.90	09:45:19.651
2 -	1:47.394	5.038	83.37	09:47:07.045
3 -	1:43.193 (2)	0.837	86.77	09:48:50.238
4 -	1:45.011 (3)	2.655	85.27	09:50:35.249
5 -	1:42.356 (1)		87.48	09:52:17.605
6 -	1:46.806	4.450	83.83	09:54:04.411

P10 8 Andy IRWIN				
LAP	LAP TIME	DIFF	MPH	TIME OF DAY
1 -	1:47.831	4.853	83.04	09:45:35.309
2 -	1:46.017	3.039	84.46	09:47:21.326
3 -	1:45.042	2.064	85.24	09:49:06.368
4 -	1:44.020 (2)	1.042	86.08	09:50:50.388
5 -	1:44.392 (3)	1.414	85.77	09:52:34.780
6 -	1:42.978 (1)		86.95	09:54:17.758

P11 33 Greg WRIGHT				
LAP	LAP TIME	DIFF	MPH	TIME OF DAY
1 -	1:53.058	9.625	79.20	09:44:57.799
2 -	1:47.755	4.322	83.10	09:46:45.554
3 -	1:45.297	1.864	85.03	09:48:30.851
4 -	1:43.737 (2)	0.304	86.31	09:50:14.588
5 -	1:44.010 (3)	0.577	86.09	09:51:58.598
6 -	1:43.433 (1)		86.57	09:53:42.031

P12 58 Seb KELLY				
LAP	LAP TIME	DIFF	MPH	TIME OF DAY
1 -	1:46.360	2.768	84.19	09:45:00.079
2 -	1:45.276	1.684	85.05	09:46:45.355
3 -	1:44.977 (3)	1.385	85.29	09:48:30.332
4 -	1:44.073 (2)	0.481	86.04	09:50:14.405
5 -	1:43.592 (1)		86.43	09:51:57.997
6 -	1:45.046	1.454	85.24	09:53:43.043

P13 54 Chris BECK				
LAP	LAP TIME	DIFF	MPH	TIME OF DAY
1 -	1:49.006	5.353	82.14	09:45:34.983
2 -	1:47.362	3.709	83.40	09:47:22.345
3 -	1:45.754	2.101	84.67	09:49:08.099
4 -	1:45.260 (3)	1.607	85.06	09:50:53.359
5 -	1:44.158 (2)	0.505	85.96	09:52:37.517
6 -	1:43.653 (1)		86.38	09:54:21.170

Weather / Track : Cloudy / Dry

Donington Park GP

Circuit Length = 2.4873 miles

Start: 09:41 Flag 09:53 End: 09:55

BMCRC-MRO Championships 2013 - Donington GP

Team Respro MRO 600 inc Clubman 600 & BMCRC Rookie 600

FREE PRACTICE - LAP ANALYSIS

DIFF = Difference To Personal Best Lap

P14 57 James PUTTRELL				
LAP	LAP TIME	DIFF	MPH	TIME OF DAY
1 -	1:50.056	6.293	81.36	09:45:27.550
2 -	1:46.738	2.975	83.89	09:47:14.288
3 -	1:44.760 (3)	0.997	85.47	09:48:59.048
4 -	1:45.326	1.563	85.01	09:50:44.374
5 -	1:44.552 (2)	0.789	85.64	09:52:28.926
6 -	1:43.763 (1)		86.29	09:54:12.689

P15 117 Patryk RYDZINSKI				
LAP	LAP TIME	DIFF	MPH	TIME OF DAY
1 -	1:52.362	8.219	79.69	09:45:39.054
2 -	1:46.878	2.735	83.78	09:47:25.932
3 -	1:45.438	1.295	84.92	09:49:11.370
4 -	1:44.143 (1)		85.98	09:50:55.513
5 -	1:44.700 (2)	0.557	85.52	09:52:40.213
6 -	1:44.878 (3)	0.735	85.37	09:54:25.091

P16 61 Oilly SAVAGE				
LAP	LAP TIME	DIFF	MPH	TIME OF DAY
1 -	1:49.900	5.605	81.47	09:45:18.901
2 -	1:47.121	2.826	83.59	09:47:06.022
3 -	1:44.909 (2)	0.614	85.35	09:48:50.931
4 -	1:45.301	1.006	85.03	09:50:36.232
5 -	1:44.295 (1)		85.85	09:52:20.527
6 -	1:44.948 (3)	0.653	85.32	09:54:05.475

P17 92 Ian NEWBY				
LAP	LAP TIME	DIFF	MPH	TIME OF DAY
1 -	1:49.315	4.515	81.91	09:45:08.267
2 -	1:46.989 (3)	2.189	83.69	09:46:55.256
3 -	1:48.216	3.416	82.74	09:48:43.472
4 -	1:47.758	2.958	83.09	09:50:31.230
5 -	1:45.156 (2)	0.356	85.15	09:52:16.386
6 -	1:44.800 (1)		85.44	09:54:01.186

P18 49 Ross MCLURG				
LAP	LAP TIME	DIFF	MPH	TIME OF DAY
1 -	1:50.931	6.125	80.72	09:45:21.587
2 -	1:48.094	3.288	82.83	09:47:09.681
3 -	1:46.428 (3)	1.622	84.13	09:48:56.109
4 -	1:47.592	2.786	83.22	09:50:43.701
5 -	1:46.283 (2)	1.477	84.25	09:52:29.984
6 -	1:44.806 (1)		85.43	09:54:14.790

P19 27 Matt COLES				
LAP	LAP TIME	DIFF	MPH	TIME OF DAY
1 -	1:50.822	5.719	80.80	09:45:32.592
2 -	1:48.040	2.937	82.88	09:47:20.632
3 -	1:48.201	3.098	82.75	09:49:08.833
4 -	1:46.179 (2)	1.076	84.33	09:50:55.012
5 -	1:45.103 (1)		85.19	09:52:40.115
6 -	1:46.398 (3)	1.295	84.16	09:54:26.513

P20 55 David MILLS				
LAP	LAP TIME	DIFF	MPH	TIME OF DAY
1 -	1:51.608	5.992	80.23	09:45:39.832
2 -	1:48.382	2.766	82.61	09:47:28.214

DIFF = Difference To Personal Best Lap

3 -	1:47.383	1.767	83.38	09:49:15.597
4 -	1:45.616 (1)		84.78	09:51:01.213
5 -	1:46.769 (2)	1.153	83.86	09:52:47.982
6 -	1:46.956 (3)	1.340	83.72	09:54:34.938

P21 67 David WAKE				
LAP	LAP TIME	DIFF	MPH	TIME OF DAY
1 -	1:50.653	4.925	80.92	09:45:23.555
2 -	1:47.123 (3)	1.395	83.59	09:47:10.678
3 -	2:06.284	20.556	70.90	09:49:16.962
4 -	1:46.148 (2)	0.420	84.35	09:51:03.110
5 -	1:49.119	3.391	82.06	09:52:52.229
6 -	1:45.728 (1)		84.69	09:54:37.957

P22 35 Peter MANGER				
LAP	LAP TIME	DIFF	MPH	TIME OF DAY
1 -	1:52.785	6.778	79.39	09:45:19.661
2 -	1:48.564	2.557	82.48	09:47:08.225
3 -	1:46.771 (3)	0.764	83.86	09:48:54.996
4 -	1:47.593	1.586	83.22	09:50:42.589
5 -	1:46.007 (1)		84.47	09:52:28.596
6 -	1:46.096 (2)	0.089	84.39	09:54:14.692

P23 26 Simon BRABY				
LAP	LAP TIME	DIFF	MPH	TIME OF DAY
1 -	1:50.321	4.292	81.16	09:45:18.052
2 -	1:48.998	2.969	82.15	09:47:07.050
3 -	1:47.599 (3)	1.570	83.22	09:48:54.649
4 -	1:48.716	2.687	82.36	09:50:43.365
5 -	1:46.731 (2)	0.702	83.89	09:52:30.096
6 -	1:46.029 (1)		84.45	09:54:16.125

P24 75 Paul GALLAWAY				
LAP	LAP TIME	DIFF	MPH	TIME OF DAY
1 -	1:52.329	5.688	79.71	09:45:23.472
2 -	1:50.478	3.837	81.05	09:47:13.950
3 -	1:48.366	1.725	82.63	09:49:02.316
4 -	1:46.641 (1)		83.96	09:50:48.957
5 -	1:47.231 (3)	0.590	83.50	09:52:36.188
6 -	1:47.095 (2)	0.454	83.61	09:54:23.283

P25 11 Li Jen HSIAO				
LAP	LAP TIME	DIFF	MPH	TIME OF DAY
1 -	1:52.899	5.464	79.31	09:45:21.497
2 -	1:48.048	0.613	82.87	09:47:09.545
3 -	1:47.670 (2)	0.235	83.16	09:48:57.215
4 -	1:49.688	2.253	81.63	09:50:46.903
5 -	1:48.040 (3)	0.605	82.88	09:52:34.943
6 -	1:47.435 (1)		83.34	09:54:22.378

P26 36 Joe MUNCEY				
LAP	LAP TIME	DIFF	MPH	TIME OF DAY
1 -	1:54.519	6.706	78.19	09:45:11.313
2 -	1:51.407	3.594	80.37	09:47:02.720
3 -	1:50.244 (3)	2.431	81.22	09:48:52.964
4 -	1:52.390	4.577	79.67	09:50:45.354
5 -	1:47.911 (2)	0.098	82.98	09:52:33.265
6 -	1:47.813 (1)		83.05	09:54:21.078

Weather / Track : Cloudy / Dry

Donington Park GP

Circuit Length = 2.4873 miles

Start: 09:41 Flag 09:53 End: 09:55

BMCRC-MRO Championships 2013 - Donington GP

Team Respro MRO 600 inc Clubman 600 & BMCRC Rookie 600

FREE PRACTICE - LAP ANALYSIS

DIFF = Difference To Personal Best Lap

P27 50 Andrew O'BRIEN				
LAP	LAP TIME	DIFF	MPH	TIME OF DAY
1 -	1:53.845	5.136	78.65	09:45:38.924
2 -	1:52.470	3.761	79.61	09:47:31.394
3 -	1:51.421	2.712	80.36	09:49:22.815
4 -	1:49.249 (2)	0.540	81.96	09:51:12.064
5 -	1:49.637 (3)	0.928	81.67	09:53:01.701
6 -	1:48.709 (1)		82.37	09:54:50.410

P28 5 Aaron CLARKE				
LAP	LAP TIME	DIFF	MPH	TIME OF DAY
1 -	1:50.707 P	1.845	80.88	09:45:08.728
2 -	4:32.522 (2)	2:43.660	32.85	09:49:41.250
3 -	1:48.862 (1)		82.25	09:51:30.112
4 -	1:51.104 P	2.242	80.59	09:53:21.216

P29 23 Sam MILLS				
LAP	LAP TIME	DIFF	MPH	TIME OF DAY
1 -	1:52.063	2.987	79.90	09:45:20.886
2 -	1:49.661 (2)	0.585	81.65	09:47:10.547
3 -	1:49.076 (1)		82.09	09:48:59.623
4 -	1:49.892 (3)	0.816	81.48	09:50:49.515
5 -	1:50.113	1.037	81.32	09:52:39.628
6 -	1:50.542	1.466	81.00	09:54:30.170

P30 191 Chris SMITH				
LAP	LAP TIME	DIFF	MPH	TIME OF DAY
1 -	1:54.385	4.677	78.28	09:45:46.801
2 -	1:53.547	3.839	78.86	09:47:40.348
3 -	1:52.447 (3)	2.739	79.63	09:49:32.795
4 -	1:51.716 (2)	2.008	80.15	09:51:24.511
5 -	1:49.708 (1)		81.62	09:53:14.219

P31 18 William SIMPSON				
LAP	LAP TIME	DIFF	MPH	TIME OF DAY
1 -	1:55.856	6.138	77.28	09:45:26.288
2 -	1:54.550	4.832	78.17	09:47:20.838
3 -	1:51.964	2.246	79.97	09:49:12.802
4 -	1:49.718 (1)		81.61	09:51:02.520
5 -	1:51.888 (3)	2.170	80.03	09:52:54.408
6 -	1:49.999 (2)	0.281	81.40	09:54:44.407

P32 147 Sean CHASTON				
LAP	LAP TIME	DIFF	MPH	TIME OF DAY
1 -	1:55.490	5.719	77.53	09:45:35.061
2 -	1:53.693	3.922	78.75	09:47:28.754
3 -	1:50.871 (3)	1.100	80.76	09:49:19.625
4 -	1:50.890	1.119	80.75	09:51:10.515
5 -	1:50.527 (2)	0.756	81.01	09:53:01.042
6 -	1:49.771 (1)		81.57	09:54:50.813

P33 107 Rafal GRZEDA				
LAP	LAP TIME	DIFF	MPH	TIME OF DAY
1 -	1:53.488	3.172	78.90	09:45:44.391
2 -	1:51.770 (3)	1.454	80.11	09:47:36.161
3 -	1:50.614 (2)	0.298	80.95	09:49:26.775
4 -	1:50.316 (1)		81.17	09:51:17.091
5 -	1:53.821	3.505	78.67	09:53:10.912

DIFF = Difference To Personal Best Lap

P34 78 Shane HERBERT				
LAP	LAP TIME	DIFF	MPH	TIME OF DAY
1 -	1:59.234	8.788	75.09	09:45:51.752
2 -	1:53.840	3.394	78.65	09:47:45.592
3 -	1:51.739 (3)	1.293	80.13	09:49:37.331
4 -	1:50.446 (1)		81.07	09:51:27.777
5 -	1:51.594 (2)	1.148	80.24	09:53:19.371

P35 19 Michael CHURCH				
LAP	LAP TIME	DIFF	MPH	TIME OF DAY
1 -	1:58.415	5.368	75.61	09:45:40.042
2 -	1:56.064	3.017	77.15	09:47:36.106
3 -	1:54.686 (3)	1.639	78.07	09:49:30.792
4 -	1:53.547 (2)	0.500	78.86	09:51:24.339
5 -	1:53.047 (1)		79.21	09:53:17.386

P36 88 Tom JEFFERIES				
LAP	LAP TIME	DIFF	MPH	TIME OF DAY
1 -	1:53.351 (1)		78.99	09:45:42.491
2 -	1:54.486	1.135	78.21	09:47:36.977
3 -	1:54.070	0.719	78.49	09:49:31.047
4 -	1:54.050 (3)	0.699	78.51	09:51:25.097
5 -	1:53.489 (2)	0.138	78.90	09:53:18.586

P37 9 Chris LAY				
LAP	LAP TIME	DIFF	MPH	TIME OF DAY
1 -	1:56.151 (2)	1.352	77.09	09:45:34.512
2 -	1:58.487	3.688	75.57	09:47:32.999
3 -	1:56.513 (3)	1.714	76.85	09:49:29.512
4 -	1:58.025	3.226	75.86	09:51:27.537
5 -	1:54.799 (1)		78.00	09:53:22.336

P38 92 Alex CAIRNS				
LAP	LAP TIME	DIFF	MPH	TIME OF DAY
1 -	2:02.078	6.180	73.35	09:46:04.381
2 -	1:57.997 (2)	2.099	75.88	09:48:02.378
3 -	1:58.556 (3)	2.658	75.52	09:50:00.934
4 -	1:55.898 (1)		77.26	09:51:56.832
5 -	1:59.579	3.681	74.88	09:53:56.411

P39 22 Paul WILSON				
LAP	LAP TIME	DIFF	MPH	TIME OF DAY
1 -	2:05.301	5.485	71.46	09:45:50.678
2 -	2:02.669	2.853	72.99	09:47:53.347
3 -	2:02.172 (2)	2.356	73.29	09:49:55.519
4 -	1:59.816 (1)		74.73	09:51:55.335
5 -	2:02.538 (3)	2.722	73.07	09:53:57.873

P40 150 Heather KNOWLES				
LAP	LAP TIME	DIFF	MPH	TIME OF DAY
1 -	2:17.688	2.444	65.03	09:46:27.570
2 -	2:16.011 (3)	0.767	65.83	09:48:43.581
3 -	2:15.689 (2)	0.445	65.99	09:50:59.270
4 -	2:15.244 (1)		66.20	09:53:14.514

Weather / Track : Cloudy / Dry

Donington Park GP

Circuit Length = 2.4873 miles

Start: 09:41 Flag 09:53 End: 09:55

BMCRC-MRO Championships 2013 - Donington GP

Team Respro MRO 600 inc Clubman 600 & BMCRC Rookie 600

FREE PRACTICE - LAP ANALYSIS

DIFF = Difference To Personal Best Lap

P41 127 Tara PILL				
LAP	LAP TIME	DIFF	MPH	TIME OF DAY
1 -	3:04.720 P		48.47	09:47:22.086
2 -	3:20.185 (1)		44.73	09:50:42.271
3 -	2:47.269 P		53.53	09:53:29.540

BMCRC-MRO Championships 2013 - Donington GP

BMCRC Rookie 600 & Rookie 1000 B

QUALIFYING - CLASSIFICATION

POS	NO	CL	PIC NAME	ENTRY	TIME	ON	LAPS	GAP	DIFF	MPH
1	39 *	1Rb	1 Gordon MCINTYRE	BMW -	1:42.818	3	4			87.09
2	61	6R	1 Olly SAVAGE	Kawasaki - Validus-IVC Ltd	1:43.046	2	3	0.228	0.228	86.89
3	57	6R	2 James PUTTRELL	Yamaha - Bike Stop	1:43.293	2	3	0.475	0.247	86.68
4	195	1Rb	2 Robert CADIZ	Honda -	1:43.540	3	4	0.722	0.247	86.48
5	54	6R	3 Chris BECK	Suzuki - Wonderwalls	1:43.647	3	3	0.829	0.107	86.39
6	27	6R	4 Matt COLES	Yamaha -	1:44.834	3	3	2.016	1.187	85.41
7	55	6R	5 David MILLS	Suzuki - Wonderwalls	1:44.856	3	3	2.038	0.022	85.39
8	36	6R	6 Joe MUNCEY	Honda - Eastern Garage	1:44.991	3	3	2.173	0.135	85.28
9	75	6R	7 Paul GALLAWAY	Yamaha - Cornerstone Garage	1:45.916	3	3	3.098	0.925	84.54
10	117	6R	8 Patryk RYDZINSKI	Honda -	1:45.933	2	3	3.115	0.017	84.52
11	11	6R	9 Li Jen HSIAO	Yamaha -	1:46.778	3	4	3.960	0.845	83.86
12	67	6R	10 David WAKE	Yamaha -	1:46.936	2	3	4.118	0.158	83.73
13	78	6R	11 Shane HERBERT	Honda - MJR motorsport	1:47.220	2	3	4.402	0.284	83.51
14	107	6R	12 Rafal GRZEDA	Suzuki -	1:47.271	2	3	4.453	0.051	83.47
15	347	1Rb	3 Ryan CLARE	Kawasaki -	1:47.449	2	3	4.631	0.178	83.33
16	2	1Rb	4 Paul MARLEY	Suzuki -	1:47.748	2	3	4.930	0.299	83.10
17	23	6R	13 Sam MILLS	Suzuki - Glenmill Homes	1:47.834	3	3	5.016	0.086	83.03
18	50	6R	14 Andrew O'BRIEN	Triumph -	1:48.068	2	3	5.250	0.234	82.85
19	18	6R	15 William SIMPSON	Honda -	1:48.204	2	3	5.386	0.136	82.75
20	191	6R	16 Chris SMITH	Yamaha -	1:49.385	1	3	6.567	1.181	81.86
21	88	6R	17 Tom JEFFERIES	Yamaha -	1:50.433	2	3	7.615	1.048	81.08
22	40	1Rb	5 Mark SADLEIR	BMW -	1:52.582	3	3	9.764	2.149	79.53
23	9	6R	18 Chris LAY	Yamaha -	1:52.753	2	3	9.935	0.171	79.41
24	92	6R	19 Alex CAIRNS	Triumph - Motorcycle Junction	1:53.103	2	3	10.285	0.350	79.17
25	22	6R	20 Paul WILSON	Yamaha -	1:55.977	1	3	13.159	2.874	77.20
26	150	6R	21 Heather KNOWLES	Triumph -	2:10.338	3	3	27.520	14.361	68.70
27	127	6R	22 Tara PILL	Yamaha -	2:16.480	2	2	33.662	6.142	65.61

* Bike 39 - No working transponder

Weather / Track : Cloudy / Dry

These results are provisional until the conclusion of any judicial and technical matters.

Donington Park GP

Circuit Length = 2.4873 miles

Start: 13:46 Flag 13:57 End: 13:57

Clerk Of Course :	Timekeeper :
-------------------	--------------

Results can be found at www.tsl-timing.com

Printed - 13:57 Saturday, 27 July 2013



BMCRC-MRO Championships 2013 - Donington GP

BMCRC Rookie 600 & Rookie 1000 B

QUALIFYING - LAP ANALYSIS

DIFF = Difference To Personal Best Lap

P1 39 Gordon MCINTYRE				
LAP	LAP TIME	DIFF	MPH	TIME OF DAY
1 -	1:44.309	1.491	85.84	13:50:46.855
2 -	1:43.515 (2)	0.697	86.50	13:52:30.370
3 -	1:42.818 (1)		87.09	13:54:13.188
4 -	1:43.546 (3)	0.728	86.47	13:55:56.734

P2 61 Oilly SAVAGE				
LAP	LAP TIME	DIFF	MPH	TIME OF DAY
1 -	1:46.843 (3)	3.797	83.80	13:51:17.535
2 -	1:43.046 (1)		86.89	13:53:00.581
3 -	1:43.254 (2)	0.208	86.72	13:54:43.835

P3 57 James PUTTRELL				
LAP	LAP TIME	DIFF	MPH	TIME OF DAY
1 -	1:45.836 (2)	2.543	84.60	13:51:16.035
2 -	1:43.293 (1)		86.68	13:52:59.328
3 -	1:50.451 (3)	7.158	81.07	13:54:49.779

P4 195 Robert CADIZ				
LAP	LAP TIME	DIFF	MPH	TIME OF DAY
1 -	1:44.561	1.021	85.63	13:50:54.770
2 -	1:43.791 (2)	0.251	86.27	13:52:38.561
3 -	1:43.540 (1)		86.48	13:54:22.101
4 -	1:43.848 (3)	0.308	86.22	13:56:05.949

P5 54 Chris BECK				
LAP	LAP TIME	DIFF	MPH	TIME OF DAY
1 -	1:46.267 (3)	2.620	84.26	13:51:25.095
2 -	1:44.080 (2)	0.433	86.03	13:53:09.175
3 -	1:43.647 (1)		86.39	13:54:52.822

P6 27 Matt COLES				
LAP	LAP TIME	DIFF	MPH	TIME OF DAY
1 -	1:46.172 (3)	1.338	84.33	13:51:11.873
2 -	1:45.416 (2)	0.582	84.94	13:52:57.289
3 -	1:44.834 (1)		85.41	13:54:42.123

P7 55 David MILLS				
LAP	LAP TIME	DIFF	MPH	TIME OF DAY
1 -	1:48.188 (3)	3.332	82.76	13:51:21.312
2 -	1:46.143 (2)	1.287	84.36	13:53:07.455
3 -	1:44.856 (1)		85.39	13:54:52.311

P8 36 Joe MUNCEY				
LAP	LAP TIME	DIFF	MPH	TIME OF DAY
1 -	1:46.291 (2)	1.300	84.24	13:51:21.837
2 -	1:46.356 (3)	1.365	84.19	13:53:08.193
3 -	1:44.991 (1)		85.28	13:54:53.184

P9 75 Paul GALLAWAY				
LAP	LAP TIME	DIFF	MPH	TIME OF DAY
1 -	1:51.626 (3)	5.710	80.21	13:52:13.549
2 -	1:47.087 (2)	1.171	83.61	13:54:00.636
3 -	1:45.916 (1)		84.54	13:55:46.552

DIFF = Difference To Personal Best Lap

P10 117 Patryk RYDZINSKI				
LAP	LAP TIME	DIFF	MPH	TIME OF DAY
1 -	1:46.138 (2)	0.205	84.36	13:51:27.668
2 -	1:45.933 (1)		84.52	13:53:13.601
3 -	1:47.726 (3)	1.793	83.12	13:55:01.327

P11 11 Li Jen HSIAO				
LAP	LAP TIME	DIFF	MPH	TIME OF DAY
1 -	1:47.745	0.967	83.10	13:50:53.086
2 -	1:47.683 (3)	0.905	83.15	13:52:40.769
3 -	1:46.778 (1)		83.86	13:54:27.547
4 -	1:46.844 (2)	0.066	83.80	13:56:14.391

P12 67 David WAKE				
LAP	LAP TIME	DIFF	MPH	TIME OF DAY
1 -	1:49.562 (3)	2.626	81.72	13:51:26.175
2 -	1:46.936 (1)		83.73	13:53:13.111
3 -	1:48.635 (2)	1.699	82.42	13:55:01.746

P13 78 Shane HERBERT				
LAP	LAP TIME	DIFF	MPH	TIME OF DAY
1 -	1:55.253 (2)	8.033	77.69	13:51:27.514
2 -	1:47.220 (1)		83.51	13:53:14.734
3 -	2:01.372 (3)	14.152	73.77	13:55:16.106

P14 107 Rafal GRZEDA				
LAP	LAP TIME	DIFF	MPH	TIME OF DAY
1 -	1:48.460 (2)	1.189	82.55	13:51:28.454
2 -	1:47.271 (1)		83.47	13:53:15.725
3 -	1:49.080 (3)	1.809	82.09	13:55:04.805

P15 347 Ryan CLARE				
LAP	LAP TIME	DIFF	MPH	TIME OF DAY
1 -	1:47.937 (3)	0.488	82.96	13:50:54.546
2 -	1:47.449 (1)		83.33	13:52:41.995
3 -	1:47.804 (2)	0.355	83.06	13:54:29.799

P16 2 Paul MARLEY				
LAP	LAP TIME	DIFF	MPH	TIME OF DAY
1 -	1:52.430 (3)	4.682	79.64	13:51:04.356
2 -	1:47.748 (1)		83.10	13:52:52.104
3 -	1:48.006 (2)	0.258	82.90	13:54:40.110

P17 23 Sam MILLS				
LAP	LAP TIME	DIFF	MPH	TIME OF DAY
1 -	1:48.547 (2)	0.713	82.49	13:51:01.050
2 -	1:49.114 (3)	1.280	82.06	13:52:50.164
3 -	1:47.834 (1)		83.03	13:54:37.998

P18 50 Andrew O'BRIEN				
LAP	LAP TIME	DIFF	MPH	TIME OF DAY
1 -	1:48.840 (2)	0.772	82.27	13:51:26.052
2 -	1:48.068 (1)		82.85	13:53:14.120
3 -	1:49.594 (3)	1.526	81.70	13:55:03.714

Weather / Track : Cloudy / Dry

BMCRC-MRO Championships 2013 - Donington GP

BMCRC Rookie 600 & Rookie 1000 B

QUALIFYING - LAP ANALYSIS

DIFF = Difference To Personal Best Lap

P19 18 William SIMPSON				
LAP	LAP TIME	DIFF	MPH	TIME OF DAY
1 -	1:50.993 (2)	2.789	80.67	13:51:15.861
2 -	1:48.204 (1)		82.75	13:53:04.065
3 -	1:55.980 (3)	7.776	77.20	13:55:00.045

P20 191 Chris SMITH				
LAP	LAP TIME	DIFF	MPH	TIME OF DAY
1 -	1:49.385 (1)		81.86	13:51:25.453
2 -	1:50.813 (2)	1.428	80.80	13:53:16.266
3 -	1:56.703 (3)	7.318	76.72	13:55:12.969

P21 88 Tom JEFFERIES				
LAP	LAP TIME	DIFF	MPH	TIME OF DAY
1 -	1:52.570 (3)	2.137	79.54	13:51:22.237
2 -	1:50.433 (1)		81.08	13:53:12.670
3 -	1:52.428 (2)	1.995	79.64	13:55:05.098

P22 40 Mark SADLEIR				
LAP	LAP TIME	DIFF	MPH	TIME OF DAY
1 -	1:52.891 (2)	0.309	79.31	13:51:05.513
2 -	1:53.183 (3)	0.601	79.11	13:52:58.696
3 -	1:52.582 (1)		79.53	13:54:51.278

P23 9 Chris LAY				
LAP	LAP TIME	DIFF	MPH	TIME OF DAY
1 -	1:52.785 (2)	0.032	79.39	13:51:19.293
2 -	1:52.753 (1)		79.41	13:53:12.046
3 -	1:52.863 (3)	0.110	79.33	13:55:04.909

P24 92 Alex CAIRNS				
LAP	LAP TIME	DIFF	MPH	TIME OF DAY
1 -	1:54.679 (3)	1.576	78.08	13:51:43.596
2 -	1:53.103 (1)		79.17	13:53:36.699
3 -	1:53.260 (2)	0.157	79.06	13:55:29.959

P25 22 Paul WILSON				
LAP	LAP TIME	DIFF	MPH	TIME OF DAY
1 -	1:55.977 (1)		77.20	13:51:17.640
2 -	1:56.989 (3)	1.012	76.54	13:53:14.629
3 -	1:56.141 (2)	0.164	77.09	13:55:10.770

P26 150 Heather KNOWLES				
LAP	LAP TIME	DIFF	MPH	TIME OF DAY
1 -	2:15.420 (3)	5.082	66.12	13:51:46.196
2 -	2:13.762 (2)	3.424	66.94	13:53:59.958
3 -	2:10.338 (1)		68.70	13:56:10.296

P27 127 Tara PILL				
LAP	LAP TIME	DIFF	MPH	TIME OF DAY
1 -	2:17.414 (2)	0.934	65.16	13:52:11.447
2 -	2:16.480 (1)		65.61	13:54:27.927

Weather / Track : Cloudy / Dry

BMCRC-MRO Championships 2013 - Donington GP

BMCRC Rookie 600 & Rookie 1000 B

RACE 9 - GRID

ROW 9				33	40	Mark SADLEIR	1:52.582													
ROW 8	32	2	Paul MARLEY	1:47.748	31	347	Ryan CLARE	1:47.449	30	195	Robert CADIZ	1:43.540	29	39	Gordon MCINTYRE	1:42.818				
ROW 7																				
ROW 6													22	127	Tara PILL	2:16.480	21	150	Heather KNOWLES	2:10.338
ROW 5	20	22	Paul WILSON	1:55.977	19	92	Alex CAIRNS	1:53.103	18	9	Chris LAY	1:52.753	17	88	Tom JEFFERIES	1:50.433				
ROW 4	16	191	Chris SMITH	1:49.385	15	18	William SIMPSON	1:48.204	14	50	Andrew O'BRIEN	1:48.068	13	23	Sam MILLS	1:47.834				
ROW 3	12	107	Rafal GRZEDA	1:47.271	11	78	Shane HERBERT	1:47.220	10	67	David WAKE	1:46.936	9	11	Li Jen HSIAO	1:46.778				
ROW 2	8	117	Patryk RYDZINSKI	1:45.933	7	75	Paul GALLAWAY	1:45.916	6	36	Joe MUNCEY	1:44.991	5	55	David MILLS	1:44.856				
ROW 1	4	27	Matt COLES	1:44.834	3	54	Chris BECK	1:43.647	2	57	James PUTTRELL	1:43.293	1	61	Ollly SAVAGE	1:43.046				
	Pole																			

Donington Park GP
Circuit Length = 2.4873 miles

These results are provisional until the conclusion of any judicial and technical matters.

Clerk Of Course :	Timekeeper :
-------------------	--------------

Results can be found at www.tsl-timing.com

Printed - 14:13 Saturday, 27 July 2013



BMCRC-MRO Championships 2013 - Donington GP

BMCRC Rookie 600 & Rookie 1000 B

RACE 9 - CLASSIFICATION

CLASS : 1Rb

POS	NO	CL	NAME	ENTRY	LAPS	TIME	GAP	DIFF	MPH	BEST	ON
1	195	1Rb	Robert CADIZ	Honda -	8	14:45.771			80.87	1:44.168	5
2	39	1Rb	Gordon MCINTYRE	BMW -	8	15:03.508	1:22.921	3.999	79.28	1:43.562	5
3	2	1Rb	Paul MARLEY	Suzuki -	8	15:07.773	1:27.186	4.265	78.91	1:46.604	5
4	347	1Rb	Ryan CLARE	Kawasaki -	8	15:23.578	1:42.991	15.805	77.56	1:48.927	8
5	40	1Rb	Mark SADLEIR	BMW -	7	14:03.400	1 Lap	1 Lap	74.31	1:51.104	2

CLASS : 6R

POS	NO	CL	NAME	ENTRY	LAPS	TIME	GAP	DIFF	MPH	BEST	ON
1	57	6R	James PUTTRELL	Yamaha - Bike Stop	8	13:40.587			87.29	1:40.727	8
2	54	6R	Chris BECK	Suzuki - Wonderwalls	8	13:41.618	1.031	1.031	87.18	1:40.937	8
3	61	6R	Oilly SAVAGE	Kawasaki - Validus-IVC Ltd	8	13:46.056	5.469	4.438	86.72	1:42.145	2
4	36	6R	Joe MUNCEY	Honda - Eastern Garage	8	13:49.548	8.961	3.492	86.35	1:42.629	6
5	75	6R	Paul GALLAWAY	Yamaha - Cornerstone Garage	8	14:02.457	21.870	12.909	85.03	1:43.947	8
6	55	6R	David MILLS	Suzuki - Wonderwalls	8	14:08.783	28.196	6.326	84.39	1:44.746	5
7	117	6R	Patryk RYDZINSKI	Honda -	8	14:20.394	39.807	11.611	83.25	1:44.049	3
8	27	6R	Matt COLES	Yamaha -	8	14:20.879	40.292	0.485	83.21	1:45.186	5
9	78	6R	Shane HERBERT	Honda - MJR motorsport	8	14:22.404	41.817	1.525	83.06	1:45.794	5
10	107	6R	Rafal GRZEDA	Suzuki -	8	14:26.122	45.535	3.718	82.70	1:46.788	4
11	191	6R	Chris SMITH	Yamaha -	8	14:27.030	46.443	0.908	82.62	1:46.718	4
12	11	6R	Li Jen HSIAO	Yamaha -	8	14:33.079	52.492	6.049	82.04	1:47.176	8
13	23	6R	Sam MILLS	Suzuki - Glenmill Homes	8	14:34.327	53.740	1.248	81.93	1:47.809	5
14	88	6R	Tom JEFFERIES	Yamaha -	8	14:58.325	1:17.738	12.554	79.74	1:50.028	2
15	92	6R	Alex CAIRNS	Triumph - Motorcycle Junction	8	14:59.201	1:18.614	0.876	79.66	1:50.369	2
16	9	6R	Chris LAY	Yamaha -	8	14:59.509	1:18.922	0.308	79.63	1:50.377	2
17	22	6R	Paul WILSON	Yamaha -	8	15:25.879	1:45.292	2.301	77.37	1:53.357	5
18	127	6R	Tara PILL	Yamaha -	7	15:53.198	1 Lap	1:49.798	65.75	2:11.086	2
DNF	67	6R	David WAKE	Yamaha -	6	10:33.020	2 Laps	1 Lap	84.87	1:43.567	5
DNF	50	6R	Andrew O'BRIEN	Triumph -	5	8:54.401	3 Laps	1 Lap	83.78	1:44.396	4
DNF	150	6R	Heather KNOWLES	Triumph -	4	8:41.772	4 Laps	1 Lap	68.64	2:08.183	4

FASTEST LAP

57	6R	James PUTTRELL	Yamaha - Bike Stop	8	1:40.727	88.89 mph	143.06 kph
39	1Rb	Gordon MCINTYRE	BMW -	5	1:43.562	86.46 mph	139.15 kph

Weather / Track : Cloudy / Dry

These results are provisional until the conclusion of any judicial and technical matters.

Donington Park GP

Circuit Length = 2.4873 miles

Start: 17:39 Flag 17:53 End: 17:55

Clerk Of Course :

Timekeeper :

Results can be found at www.tsl-timing.com

Printed - 17:56 Saturday, 27 July 2013



BMCRC-MRO Championships 2013 - Donington GP

BMCRC Rookie 600 & Rookie 1000 B

RACE 9 - LAP CHART

LAP 1		
NO	BEHIND	LAP TIME

57		1:45.117
61	1.399	1:46.516
36	2.184	1:47.301
54	2.902	1:48.019
75	3.482	1:48.599
67	3.957	1:49.074
55	4.577	1:49.694
117	6.406	1:51.523
23	7.655	1:52.772
27	7.930	1:53.047
78	8.206	1:53.323
50	8.475	1:53.592
11	9.314	1:54.431
107	9.339	1:54.456
191	9.694	1:54.811
88	10.395	1:55.512
92	11.638	1:56.755
9	12.245	1:57.362
22	15.708	2:00.825
150	28.701	2:13.818
127	32.076	2:17.193
39	42.059	2:27.176
195	42.814	2:27.931
2	46.881	2:31.998
347	48.850	2:33.967
40	51.180	2:36.297

LAP 2		
NO	BEHIND	LAP TIME

57		1:41.204
61	2.340	1:42.145
36	3.845	1:42.865
54	4.262	1:42.564
75	6.267	1:43.989
67	7.136	1:44.383
55	9.107	1:45.734
117	9.562	1:44.360
27	13.579	1:46.853
50	14.215	1:46.944
78	15.193	1:48.191
107	15.928	1:47.793
23	16.320	1:49.869
191	16.874	1:48.384
11	17.563	1:49.453
88	19.219	1:50.028
92	20.803	1:50.369
9	21.418	1:50.377
22	29.390	1:54.886
195	46.871	1:45.261
2	54.416	1:48.739
150	56.544	2:09.047
347	57.910	1:50.264
40	1:01.080	1:51.104
127	1:01.958	2:11.086
39	1:09.673	2:08.818

LAP 3		
NO	BEHIND	LAP TIME

57		1:42.629
61	3.014	1:43.303
54	3.615	1:41.982

36	4.389	1:43.173
75	8.778	1:45.140
67	10.329	1:45.822
117	10.982	1:44.049
55	11.605	1:45.127
50	15.994	1:44.408
27	16.437	1:45.487
78	18.650	1:46.086
107	20.107	1:46.808
23	21.741	1:48.050
191	21.848	1:47.603
11	23.858	1:48.924
88	27.929	1:51.339
9	29.449	1:50.660
92	29.907	1:51.733
22	41.933	1:55.172
195	48.814	1:44.572
2	59.023	1:47.236
347	1:06.232	1:50.951
40	1:10.835	1:52.384
39	1:12.214	1:45.170
150	1:24.639	2:10.724
127	1:33.540	2:14.211

LAP 4		
NO	BEHIND	LAP TIME

57		1:42.550
54	2.661	1:41.596
61	3.772	1:43.308
36	4.684	1:42.845
75	11.063	1:44.835
67	11.753	1:43.974
117	12.653	1:44.221
55	14.090	1:45.035
50	17.840	1:44.396
27	19.654	1:45.767
78	22.432	1:46.332
107	24.345	1:46.788
191	26.016	1:46.718
23	27.763	1:48.572
11	29.175	1:47.867
88	37.148	1:51.769
9	37.939	1:51.040
92	39.466	1:52.109
195	51.390	1:45.126
22	53.754	1:54.371
2	1:03.562	1:47.089
39	1:13.486	1:43.822
347	1:14.171	1:50.489
40	1:20.360	1:52.075

LAP 5		
NO	BEHIND	LAP TIME

57		1:42.902
54	2.140	1:42.381
61	3.526	1:42.656
36	4.536	1:42.754
150	1 Lap	2:08.183
67	12.418	1:43.567
75	12.894	1:44.733
117	13.857	1:44.106
55	15.934	1:44.746
50	19.999	1:45.061
27	21.938	1:45.186

78	25.324	1:45.794
127	1 Lap	2:18.540
107	28.555	1:47.112
191	30.584	1:47.470
23	32.670	1:47.809
11	33.547	1:47.274
88	45.815	1:51.569
9	46.561	1:51.524
92	47.298	1:50.734
195	52.656	1:44.168
22	1:04.209	1:53.357
2	1:07.264	1:46.604
39	1:14.146	1:43.562
347	1:20.207	1:48.938
40	1:33.263	1:55.805

LAP 6		
NO	BEHIND	LAP TIME

57		1:41.423
54	2.416	1:41.699
61	5.111	1:43.008
36	5.742	1:42.629
117	16.953	1:44.519
67	17.195	1:46.200
75	17.838	1:46.367
55	19.758	1:45.247
27	29.548	1:49.033
78	31.246	1:47.345
107	35.440	1:48.308
191	37.091	1:47.930
23	40.569	1:49.322
11	41.432	1:49.308
195	57.951	1:46.718
88	58.941	1:54.549
92	1:00.113	1:54.238
9	1:00.773	1:55.635
127	1 Lap	2:18.146
2	1:15.166	1:49.325
39	1:16.652	1:43.929
22	1:18.817	1:56.031
347	1:29.256	1:50.472

LAP 7		
NO	BEHIND	LAP TIME

57		1:44.035
54	0.821	1:42.440
61	3.854	1:42.778
36	5.202	1:43.495
40	1 Lap	1:58.668
75	18.650	1:44.847
55	21.678	1:45.955
27	33.887	1:48.374
78	34.852	1:47.641
117	36.285	2:03.367
107	38.812	1:47.407
191	40.278	1:47.222
11	46.043	1:48.646
23	46.204	1:49.670
195	1:00.413	1:46.497
88	1:06.781	1:51.875
92	1:08.702	1:52.624
9	1:09.086	1:52.348
39	1:17.445	1:44.828
2	1:19.583	1:48.452

LAP 8		
NO	BEHIND	LAP TIME

57		1:40.727
54	1.031	1:40.937
61	5.469	1:42.342
36	8.961	1:44.486
75	21.870	1:45.947
40	1 Lap	1:57.067
55	28.196	1:47.245
117	39.807	1:44.249
27	40.292	1:47.132
78	41.817	1:47.692
107	45.535	1:47.450
191	46.443	1:46.892
11	52.492	1:47.176
23	53.740	1:48.263
195	1:05.184	1:45.498
88	1:17.738	1:51.684
92	1:18.614	1:50.639
9	1:18.922	1:50.563
39	1:22.921	1:46.203
2	1:27.186	1:48.330
347	1:42.991	1:48.927
22	1:45.292	1:56.567
127	1 Lap	2:16.547

Weather / Track : Cloudy / Dry

Results can be found at www.tsl-timing.com

Donington Park GP
Circuit Length = 2.4873 miles
Start: 17:39 Flag 17:53 End: 17:55

Printed - 18:00 Saturday, 27 July 2013

BMCRC-MRO Championships 2013 - Donington GP

BMCRC Rookie 600 & Rookie 1000 B

RACE 9 - LAP ANALYSIS

DIFF = Difference To Personal Best Lap

P1 57 James PUTTRELL				
LAP	LAP TIME	DIFF	MPH	TIME OF DAY
1 -	1:45.117	4.390	85.18	17:41:18.242
2 -	1:41.204 (2)	0.477	88.47	17:42:59.446
3 -	1:42.629	1.902	87.25	17:44:42.075
4 -	1:42.550	1.823	87.31	17:46:24.625
5 -	1:42.902	2.175	87.01	17:48:07.527
6 -	1:41.423 (3)	0.696	88.28	17:49:48.950
7 -	1:44.035	3.308	86.07	17:51:32.985
8 -	1:40.727 (1)		88.89	17:53:13.712

P2 54 Chris BECK				
LAP	LAP TIME	DIFF	MPH	TIME OF DAY
1 -	1:48.019	7.082	82.89	17:41:21.144
2 -	1:42.564	1.627	87.30	17:43:03.708
3 -	1:41.982	1.045	87.80	17:44:45.690
4 -	1:41.596 (2)	0.659	88.13	17:46:27.286
5 -	1:42.381	1.444	87.46	17:48:09.667
6 -	1:41.699 (3)	0.762	88.04	17:49:51.366
7 -	1:42.440	1.503	87.41	17:51:33.806
8 -	1:40.937 (1)		88.71	17:53:14.743

P3 61 Oilly SAVAGE				
LAP	LAP TIME	DIFF	MPH	TIME OF DAY
1 -	1:46.516	4.371	84.06	17:41:19.641
2 -	1:42.145 (1)		87.66	17:43:01.786
3 -	1:43.303	1.158	86.68	17:44:45.089
4 -	1:43.308	1.163	86.67	17:46:28.397
5 -	1:42.656 (3)	0.511	87.22	17:48:11.053
6 -	1:43.008	0.863	86.92	17:49:54.061
7 -	1:42.778	0.633	87.12	17:51:36.839
8 -	1:42.342 (2)	0.197	87.49	17:53:19.181

P4 36 Joe MUNCEY				
LAP	LAP TIME	DIFF	MPH	TIME OF DAY
1 -	1:47.301	4.672	83.45	17:41:20.426
2 -	1:42.865	0.236	87.05	17:43:03.291
3 -	1:43.173	0.544	86.79	17:44:46.464
4 -	1:42.845 (3)	0.216	87.06	17:46:29.309
5 -	1:42.754 (2)	0.125	87.14	17:48:12.063
6 -	1:42.629 (1)		87.25	17:49:54.692
7 -	1:43.495	0.866	86.52	17:51:38.187
8 -	1:44.486	1.857	85.70	17:53:22.673

P5 75 Paul GALLAWAY				
LAP	LAP TIME	DIFF	MPH	TIME OF DAY
1 -	1:48.599	4.652	82.45	17:41:21.724
2 -	1:43.989 (2)	0.042	86.10	17:43:05.713
3 -	1:45.140	1.193	85.16	17:44:50.853
4 -	1:44.835	0.888	85.41	17:46:35.688
5 -	1:44.733 (3)	0.786	85.49	17:48:20.421
6 -	1:46.367	2.420	84.18	17:50:06.788
7 -	1:44.847	0.900	85.40	17:51:51.635
8 -	1:43.947 (1)		86.14	17:53:35.582

P6 55 David MILLS				
LAP	LAP TIME	DIFF	MPH	TIME OF DAY
1 -	1:49.694	4.948	81.63	17:41:22.819
2 -	1:45.734	0.988	84.68	17:43:08.553

DIFF = Difference To Personal Best Lap

3 -	1:45.127 (3)	0.381	85.17	17:44:53.680
4 -	1:45.035 (2)	0.289	85.25	17:46:38.715
5 -	1:44.746 (1)		85.48	17:48:23.461
6 -	1:45.247	0.501	85.08	17:50:08.708
7 -	1:45.955	1.209	84.51	17:51:54.663
8 -	1:47.245	2.499	83.49	17:53:41.908

P7 117 Patryk RYDZINSKI				
LAP	LAP TIME	DIFF	MPH	TIME OF DAY
1 -	1:51.523	7.474	80.29	17:41:24.648
2 -	1:44.360	0.311	85.80	17:43:09.008
3 -	1:44.049 (1)		86.05	17:44:53.057
4 -	1:44.221 (3)	0.172	85.91	17:46:37.278
5 -	1:44.106 (2)	0.057	86.01	17:48:21.384
6 -	1:44.519	0.470	85.67	17:50:05.903
7 -	2:03.367	19.318	72.58	17:52:09.270
8 -	1:44.249	0.200	85.89	17:53:53.519

P8 27 Matt COLES				
LAP	LAP TIME	DIFF	MPH	TIME OF DAY
1 -	1:53.047	7.861	79.20	17:41:26.172
2 -	1:46.853	1.667	83.80	17:43:13.025
3 -	1:45.487 (2)	0.301	84.88	17:44:58.512
4 -	1:45.767 (3)	0.581	84.66	17:46:44.279
5 -	1:45.186 (1)		85.12	17:48:29.465
6 -	1:49.033	3.847	82.12	17:50:18.498
7 -	1:48.374	3.188	82.62	17:52:06.872
8 -	1:47.132	1.946	83.58	17:53:54.004

P9 78 Shane HERBERT				
LAP	LAP TIME	DIFF	MPH	TIME OF DAY
1 -	1:53.323	7.529	79.01	17:41:26.448
2 -	1:48.191	2.397	82.76	17:43:14.639
3 -	1:46.086 (2)	0.292	84.40	17:45:00.725
4 -	1:46.332 (3)	0.538	84.21	17:46:47.057
5 -	1:45.794 (1)		84.64	17:48:32.851
6 -	1:47.345	1.551	83.41	17:50:20.196
7 -	1:47.641	1.847	83.18	17:52:07.837
8 -	1:47.692	1.898	83.14	17:53:55.529

P10 107 Rafal GRZEDA				
LAP	LAP TIME	DIFF	MPH	TIME OF DAY
1 -	1:54.456	7.668	78.23	17:41:27.581
2 -	1:47.793	1.005	83.07	17:43:15.374
3 -	1:46.808 (2)	0.020	83.83	17:45:02.182
4 -	1:46.788 (1)		83.85	17:46:48.970
5 -	1:47.112 (3)	0.324	83.59	17:48:36.082
6 -	1:48.308	1.520	82.67	17:50:24.390
7 -	1:47.407	0.619	83.36	17:52:11.797
8 -	1:47.450	0.662	83.33	17:53:59.247

P11 191 Chris SMITH				
LAP	LAP TIME	DIFF	MPH	TIME OF DAY
1 -	1:54.811	8.093	77.99	17:41:27.936
2 -	1:48.384	1.666	82.61	17:43:16.320
3 -	1:47.603	0.885	83.21	17:45:03.923
4 -	1:46.718 (1)		83.90	17:46:50.641
5 -	1:47.470	0.752	83.32	17:48:38.111
6 -	1:47.930	1.212	82.96	17:50:26.041
7 -	1:47.222 (3)	0.504	83.51	17:52:13.263

Weather / Track : Cloudy / Dry

Donington Park GP

Circuit Length = 2.4873 miles

Start: 17:39 Flag 17:53 End: 17:55

BMCRC-MRO Championships 2013 - Donington GP

BMCRC Rookie 600 & Rookie 1000 B

RACE 9 - LAP ANALYSIS

DIFF = Difference To Personal Best Lap

8 - 1:46.892 (2) 0.174 83.77 17:54:00.155

P12 11 Li Jen HSIAO

LAP	LAP TIME	DIFF	MPH	TIME OF DAY
1 -	1:54.431	7.255	78.25	17:41:27.556
2 -	1:49.453	2.277	81.81	17:43:17.009
3 -	1:48.924	1.748	82.20	17:45:05.933
4 -	1:47.867 (3)	0.691	83.01	17:46:53.800
5 -	1:47.274 (2)	0.098	83.47	17:48:41.074
6 -	1:49.308	2.132	81.91	17:50:30.382
7 -	1:48.646	1.470	82.41	17:52:19.028
8 -	1:47.176 (1)		83.54	17:54:06.204

P13 23 Sam MILLS

LAP	LAP TIME	DIFF	MPH	TIME OF DAY
1 -	1:52.772	4.963	79.40	17:41:25.897
2 -	1:49.869	2.060	81.50	17:43:15.766
3 -	1:48.050 (2)	0.241	82.87	17:45:03.816
4 -	1:48.572	0.763	82.47	17:46:52.388
5 -	1:47.809 (1)		83.05	17:48:40.197
6 -	1:49.322	1.513	81.90	17:50:29.519
7 -	1:49.670	1.861	81.64	17:52:19.189
8 -	1:48.263 (3)	0.454	82.71	17:54:07.452

P14 195 Robert CADIZ

LAP	LAP TIME	DIFF	MPH	TIME OF DAY
1 -	2:27.931	43.763	60.53	17:42:01.056
2 -	1:45.261	1.093	85.06	17:43:46.317
3 -	1:44.572 (2)	0.404	85.62	17:45:30.889
4 -	1:45.126 (3)	0.958	85.17	17:47:16.015
5 -	1:44.168 (1)		85.96	17:49:00.183
6 -	1:46.718	2.550	83.90	17:50:46.901
7 -	1:46.497	2.329	84.08	17:52:33.398
8 -	1:45.498	1.330	84.87	17:54:18.896

P15 88 Tom JEFFERIES

LAP	LAP TIME	DIFF	MPH	TIME OF DAY
1 -	1:55.512	5.484	77.51	17:41:28.637
2 -	1:50.028 (1)		81.38	17:43:18.665
3 -	1:51.339 (2)	1.311	80.42	17:45:10.004
4 -	1:51.769	1.741	80.11	17:47:01.773
5 -	1:51.569 (3)	1.541	80.25	17:48:53.342
6 -	1:54.549	4.521	78.17	17:50:47.891
7 -	1:51.875	1.847	80.03	17:52:39.766
8 -	1:51.684	1.656	80.17	17:54:31.450

P16 92 Alex CAIRNS

LAP	LAP TIME	DIFF	MPH	TIME OF DAY
1 -	1:56.755	6.386	76.69	17:41:29.880
2 -	1:50.369 (1)		81.13	17:43:20.249
3 -	1:51.733	1.364	80.14	17:45:11.982
4 -	1:52.109	1.740	79.87	17:47:04.091
5 -	1:50.734 (3)	0.365	80.86	17:48:54.825
6 -	1:54.238	3.869	78.38	17:50:49.063
7 -	1:52.624	2.255	79.50	17:52:41.687
8 -	1:50.639 (2)	0.270	80.93	17:54:32.326

DIFF = Difference To Personal Best Lap

P17 9 Chris LAY

LAP	LAP TIME	DIFF	MPH	TIME OF DAY
1 -	1:57.362	6.985	76.29	17:41:30.487
2 -	1:50.377 (1)		81.12	17:43:20.864
3 -	1:50.660 (3)	0.283	80.91	17:45:11.524
4 -	1:51.040	0.663	80.64	17:47:02.564
5 -	1:51.524	1.147	80.29	17:48:54.088
6 -	1:55.635	5.258	77.43	17:50:49.723
7 -	1:52.348	1.971	79.70	17:52:42.071
8 -	1:50.563 (2)	0.186	80.98	17:54:32.634

P18 39 Gordon MCINTYRE

LAP	LAP TIME	DIFF	MPH	TIME OF DAY
1 -	2:27.176	43.614	60.84	17:42:00.301
2 -	2:08.818	25.256	69.51	17:44:09.119
3 -	1:45.170	1.608	85.14	17:45:54.289
4 -	1:43.822 (2)	0.260	86.24	17:47:38.111
5 -	1:43.562 (1)		86.46	17:49:21.673
6 -	1:43.929 (3)	0.367	86.15	17:51:05.602
7 -	1:44.828	1.266	85.42	17:52:50.430
8 -	1:46.203	2.641	84.31	17:54:36.633

P19 2 Paul MARLEY

LAP	LAP TIME	DIFF	MPH	TIME OF DAY
1 -	2:31.998	45.394	58.91	17:42:05.123
2 -	1:48.739	2.135	82.34	17:43:53.862
3 -	1:47.236 (3)	0.632	83.50	17:45:41.098
4 -	1:47.089 (2)	0.485	83.61	17:47:28.187
5 -	1:46.604 (1)		83.99	17:49:14.791
6 -	1:49.325	2.721	81.90	17:51:04.116
7 -	1:48.452	1.848	82.56	17:52:52.568
8 -	1:48.330	1.726	82.65	17:54:40.898

P20 347 Ryan CLARE

LAP	LAP TIME	DIFF	MPH	TIME OF DAY
1 -	2:33.967	45.040	58.15	17:42:07.092
2 -	1:50.264	1.337	81.20	17:43:57.356
3 -	1:50.951	2.024	80.70	17:45:48.307
4 -	1:50.489	1.562	81.04	17:47:38.796
5 -	1:48.938 (2)	0.011	82.19	17:49:27.734
6 -	1:50.472	1.545	81.05	17:51:18.206
7 -	1:49.570 (3)	0.643	81.72	17:53:07.776
8 -	1:48.927 (1)		82.20	17:54:56.703

P21 22 Paul WILSON

LAP	LAP TIME	DIFF	MPH	TIME OF DAY
1 -	2:00.825	7.468	74.11	17:41:33.950
2 -	1:54.886	1.529	77.94	17:43:28.836
3 -	1:55.172	1.815	77.74	17:45:24.008
4 -	1:54.371 (2)	1.014	78.29	17:47:18.379
5 -	1:53.357 (1)		78.99	17:49:11.736
6 -	1:56.031	2.674	77.17	17:51:07.767
7 -	1:54.670 (3)	1.313	78.08	17:53:02.437
8 -	1:56.567	3.210	76.81	17:54:59.004

P22 40 Mark SADLEIR

LAP	LAP TIME	DIFF	MPH	TIME OF DAY
1 -	2:36.297	45.193	57.29	17:42:09.422
2 -	1:51.104 (1)		80.59	17:44:00.526

Donington Park GP

Circuit Length = 2.4873 miles

Start: 17:39 Flag 17:53 End: 17:55

Weather / Track : Cloudy / Dry

BMCRC-MRO Championships 2013 - Donington GP

BMCRC Rookie 600 & Rookie 1000 B

RACE 9 - LAP ANALYSIS

DIFF = Difference To Personal Best Lap

3 -	1:52.384 (3)	1.280	79.67	17:45:52.910
4 -	1:52.075 (2)	0.971	79.89	17:47:44.985
5 -	1:55.805	4.701	77.32	17:49:40.790
6 -	1:58.668	7.564	75.45	17:51:39.458
7 -	1:57.067	5.963	76.49	17:53:36.525

P23 127 Tara PILL

LAP	LAP TIME	DIFF	MPH	TIME OF DAY
1 -	2:17.193	6.107	65.26	17:41:50.318
2 -	2:11.086 (1)		68.30	17:44:01.404
3 -	2:14.211 (2)	3.125	66.71	17:46:15.615
4 -	2:18.540	7.454	64.63	17:48:34.155
5 -	2:18.146	7.060	64.81	17:50:52.301
6 -	2:17.475	6.389	65.13	17:53:09.776
7 -	2:16.547 (3)	5.461	65.57	17:55:26.323

P24 67 David WAKE

LAP	LAP TIME	DIFF	MPH	TIME OF DAY
1 -	1:49.074	5.507	82.09	17:41:22.199
2 -	1:44.383 (3)	0.816	85.78	17:43:06.582
3 -	1:45.822	2.255	84.61	17:44:52.404
4 -	1:43.974 (2)	0.407	86.12	17:46:36.378
5 -	1:43.567 (1)		86.46	17:48:19.945
6 -	1:46.200	2.633	84.31	17:50:06.145

P25 50 Andrew O'BRIEN

LAP	LAP TIME	DIFF	MPH	TIME OF DAY
1 -	1:53.592	9.196	78.82	17:41:26.717
2 -	1:46.944	2.548	83.73	17:43:13.661
3 -	1:44.408 (2)	0.012	85.76	17:44:58.069
4 -	1:44.396 (1)		85.77	17:46:42.465
5 -	1:45.061 (3)	0.665	85.23	17:48:27.526


P26 150 Heather KNOWLES

LAP	LAP TIME	DIFF	MPH	TIME OF DAY
1 -	2:13.818	5.635	66.91	17:41:46.943
2 -	2:09.047 (2)	0.864	69.38	17:43:55.990
3 -	2:10.724 (3)	2.541	68.49	17:46:06.714
4 -	2:08.183 (1)		69.85	17:48:14.897

BMCRC-MRO Championships 2013 - Donington GP

BMCRC Rookie 600 & Rookie 1000 B

RACE 8 - GRID

ROW 9												33	40	Mark SADLEIR	
ROW 8	32	347	Ryan CLARE	31	2	Paul MARLEY	30	39	Gordon MCINTYRE	29	195	Robert CADIZ			
ROW 7															
ROW 6												21	150	Heather KNOWLES	
ROW 5				20	50	Andrew O'BRIEN	19	67	David WAKE	18	127	Tara PILL	17	22	Paul WILSON
ROW 4	16	9	Chris LAY	15	92	Alex CAIRNS	14	88	Tom JEFFERIES	13	23	Sam MILLS			
ROW 3				12	11	Li Jen HSIAO	11	191	Chris SMITH	10	107	Rafal GRZEDA	9	78	Shane HERBERT
ROW 2	8	27	Matt COLES	7	117	Patryk RYDZINSKI	6	55	David MILLS	5	75	Paul GALLAWAY			
ROW 1				4	36	Joe MUNCEY	3	61	Olly SAVAGE	2	54	Chris BECK	1	57	James PUTTRELL
															Pole
															

Donington Park GP
Circuit Length = 2.4873 miles

These results are provisional until the conclusion of any judicial and technical matters.

Clerk Of Course :		Timekeeper :	
-------------------	--	--------------	--

Results can be found at www.tsl-timing.com

Printed - 18:03 Saturday, 27 July 2013



BMCRC-MRO Championships 2013 - Donington GP

BMCRC Rookie 600 & Rookie 1000 B

RACE 8 - CLASSIFICATION

CLASS : 1Rb

POS	NO	CL	NAME	ENTRY	LAPS	TIME	GAP	DIFF	MPH	BEST	ON
1	39	1Rb	Gordon MCINTYRE	BMW -	7	13:10.867			79.25	1:45.792	4
2	347	1Rb	Ryan CLARE	Kawasaki -	7	13:25.896	1 Lap	1.324	77.77	1:47.931	2
3	2	1Rb	Paul MARLEY	Suzuki -	7	13:27.277	1 Lap	1.381	77.64	1:47.582	7

CLASS : 6R

POS	NO	CL	NAME	ENTRY	LAPS	TIME	GAP	DIFF	MPH	BEST	ON
1	57	6R	James PUTTRELL	Yamaha - Bike Stop	8	13:43.378			87.00	1:40.759	4
2	61	6R	Oilly SAVAGE	Kawasaki - Validus-IVC Ltd	8	13:49.985	6.607	6.607	86.30	1:41.889	3
3	54	6R	Chris BECK	Suzuki - Wonderwalls	8	13:53.832	10.454	3.847	85.91	1:42.344	3
4	75	6R	Paul GALLAWAY	Yamaha - Cornerstone Garage	8	14:02.803	19.425	8.971	84.99	1:43.962	7
5	27	6R	Matt COLES	Yamaha -	8	14:03.210	19.832	0.407	84.95	1:43.717	7
6	55	6R	David MILLS	Suzuki - Wonderwalls	8	14:03.235	19.857	0.025	84.95	1:43.625	6
7	67	6R	David WAKE	Yamaha -	8	14:03.733	20.355	0.498	84.90	1:43.345	5
8	36	6R	Joe MUNCEY	Honda - Eastern Garage	8	14:04.277	20.899	0.544	84.84	1:43.939	6
9	78	6R	Shane HERBERT	Honda - MJR motorsport	8	14:15.168	31.790	10.891	83.76	1:45.401	5
10	191	6R	Chris SMITH	Yamaha -	8	14:18.142	34.764	2.974	83.47	1:46.059	7
11	23	6R	Sam MILLS	Suzuki - Glenmill Homes	8	14:23.017	39.639	4.875	83.00	1:45.835	4
12	11	6R	Li Jen HSIAO	Yamaha -	8	14:24.855	41.477	1.838	82.82	1:46.335	7
13	88	6R	Tom JEFFERIES	Yamaha -	7	12:57.351	1 Lap	1 Lap	80.63	1:49.463	3
14	92	6R	Alex CAIRNS	Triumph - Motorcycle Junction	7	12:57.636	1 Lap	0.285	80.60	1:49.159	4
15	9	6R	Chris LAY	Yamaha -	7	13:01.633	1 Lap	3.997	80.19	1:49.536	7
16	18	6R	William SIMPSON	Honda -	7	13:24.572	1 Lap	13.705	77.90	1:53.179	6
17	150	6R	Heather KNOWLES	Triumph -	6	13:25.935	2 Laps	1 Lap	66.66	2:12.097	6
DNF	117	6R	Patryk RYDZINSKI	Honda -	7	12:16.314	1 Lap	0.000	85.12	1:43.974	6
DNF	22	6R	Paul WILSON	Yamaha -	4	8:20.034	4 Laps	3 Laps	71.63	1:59.993	2

FASTEST LAP

57	6R	James PUTTRELL	Yamaha - Bike Stop	4	1:40.759	88.87 mph	143.02 kph
39	1Rb	Gordon MCINTYRE	BMW -	4	1:45.792	84.64 mph	136.21 kph

Race stopped

Weather / Track : Cloudy / Dry

These results are provisional until the conclusion of any judicial and technical matters.

Donington Park GP

Circuit Length = 2.4873 miles

Start: 12:35 Flag 12:49 End: 12:51

Clerk Of Course :

Timekeeper :

Results can be found at www.tsl-timing.com

Printed - 12:58 Sunday, 28 July 2013



BMCRC-MRO Championships 2013 - Donington GP

BMCRC Rookie 600 & Rookie 1000 B

RACE 8 - LAP CHART

LAP 1		
NO	BEHIND	LAP TIME

57		1:45.617
54	1.070	1:46.687
61	1.619	1:47.236
36	2.645	1:48.262
117	3.399	1:49.016
75	3.778	1:49.395
27	4.272	1:49.889
55	5.411	1:51.028
78	6.035	1:51.652
191	7.315	1:52.932
67	8.027	1:53.644
23	8.475	1:54.092
88	9.130	1:54.747
11	9.824	1:55.441
92	11.614	1:57.231
9	12.570	1:58.187
18	14.135	1:59.752
22	17.727	2:03.344
150	30.934	2:16.551
39	46.438	2:32.055
2	48.133	2:33.750
347	49.685	2:35.302

LAP 2		
NO	BEHIND	LAP TIME

57		1:40.937
61	2.725	1:42.043
54	3.034	1:42.901
36	6.944	1:45.236
117	7.131	1:44.669
27	8.428	1:45.093
75	8.952	1:46.111
55	10.100	1:45.626
78	11.441	1:46.343
67	13.069	1:45.979
191	13.377	1:46.999
23	14.138	1:46.600
11	17.336	1:48.449
88	17.657	1:49.464
92	20.332	1:49.655
9	23.865	1:52.232
18	26.543	1:53.345
22	36.783	1:59.993
39	51.991	1:46.490
2	55.947	1:48.751
347	56.679	1:47.931
150	1:05.844	2:15.847

LAP 3		
NO	BEHIND	LAP TIME

57		1:41.560
61	3.054	1:41.889
54	3.818	1:42.344
117	10.735	1:45.164
36	11.325	1:45.941
27	12.071	1:45.203
75	12.208	1:44.816
55	13.401	1:44.861
67	15.617	1:44.108
78	15.638	1:45.757
191	18.791	1:46.974

23	19.031	1:46.453
11	22.766	1:46.990
88	25.560	1:49.463
92	28.240	1:49.468
9	32.407	1:50.102
18	39.383	1:54.400
22	56.697	2:01.474
39	56.792	1:46.361
347	1:03.736	1:48.617
2	1:05.619	1:51.232
150	1:38.564	2:14.280

LAP 4		
NO	BEHIND	LAP TIME

57		1:40.759
61	5.737	1:43.442
54	5.889	1:42.830
117	14.734	1:44.758
36	14.948	1:44.382
75	16.147	1:44.698
27	17.299	1:45.987
55	17.684	1:45.042
67	19.357	1:44.499
78	20.481	1:45.602
23	24.107	1:45.835
191	24.226	1:46.194
11	28.890	1:46.883
88	35.894	1:51.093
92	36.640	1:49.159
9	42.240	1:50.592
18	52.930	1:54.306
39	1:01.825	1:45.792
347	1:11.074	1:48.097
2	1:13.400	1:48.540
22	1:31.161	2:15.223 P

LAP 5		
NO	BEHIND	LAP TIME

57		1:42.477
61	7.326	1:44.066
54	7.674	1:44.262
117	16.946	1:44.689
36	17.401	1:44.930
27	18.783	1:43.961
75	18.907	1:45.237
55	19.908	1:44.701
67	20.225	1:43.345
78	23.405	1:45.401
191	27.907	1:46.158
23	28.639	1:47.009
150	1 Lap	2:14.818
11	33.587	1:47.174
88	44.226	1:50.809
92	45.033	1:50.870
9	50.659	1:50.896
18	1:05.650	1:55.197
39	1:06.027	1:46.679
347	1:16.819	1:48.222
2	1:19.948	1:49.025

LAP 6		
NO	BEHIND	LAP TIME

57		1:42.880
----	--	----------

54	7.681	1:42.887
61	7.876	1:43.430
117	18.040	1:43.974
36	18.460	1:43.939
27	19.957	1:44.054
75	20.525	1:44.498
55	20.653	1:43.625
67	20.967	1:43.622
78	26.067	1:45.542
191	31.142	1:46.115
23	32.087	1:46.328
11	37.436	1:46.729
88	52.868	1:51.522
92	53.281	1:51.128
9	57.867	1:50.088
150	1 Lap	2:12.342
39	1:10.154	1:47.007
18	1:15.949	1:53.179
347	1:22.873	1:48.934
2	1:25.465	1:48.397

LAP 7		
NO	BEHIND	LAP TIME

57		1:43.169
61	8.769	1:44.062
54	8.875	1:44.363
117	18.915	1:44.044
36	19.829	1:44.538
27	20.505	1:43.717
75	21.318	1:43.962
67	21.594	1:43.796
55	21.917	1:44.433
78	29.237	1:46.339
191	34.032	1:46.059
23	36.476	1:47.558
11	40.602	1:46.335
88	59.952	1:50.253
92	1:00.237	1:50.125
9	1:04.234	1:49.536
39	1:13.468	1:46.483
18	1:27.173	1:54.393
347	1:28.497	1:48.793
150	1 Lap	2:12.097
2	1:29.878	1:47.582

LAP 8		
NO	BEHIND	LAP TIME

57		1:45.979
61	6.607	1:43.817
54	10.454	1:47.558
75	19.425	1:44.086
27	19.832	1:45.306
55	19.857	1:43.919
67	20.355	1:44.740
36	20.899	1:47.049
78	31.790	1:48.532
191	34.764	1:46.711
23	39.639	1:49.142
11	41.477	1:46.854

Weather / Track : Cloudy / Dry

Results can be found at www.tsl-timing.com

Donington Park GP
Circuit Length = 2.4873 miles
Start: 12:35 Flag 12:49 End: 12:51

Printed - 13:03 Sunday, 28 July 2013

BMCRC-MRO Championships 2013 - Donington GP

BMCRC Rookie 600 & Rookie 1000 B

RACE 8 - LAP ANALYSIS

DIFF = Difference To Personal Best Lap

P1 57 James PUTTRELL				
LAP	LAP TIME	DIFF	MPH	TIME OF DAY
1 -	1:45.617	4.858	84.78	12:37:34.725
2 -	1:40.937 (2)	0.178	88.71	12:39:15.662
3 -	1:41.560 (3)	0.801	88.16	12:40:57.222
4 -	1:40.759 (1)		88.87	12:42:37.981
5 -	1:42.477	1.718	87.38	12:44:20.458
6 -	1:42.880	2.121	87.03	12:46:03.338
7 -	1:43.169	2.410	86.79	12:47:46.507
8 -	1:45.979	5.220	84.49	12:49:32.486

P2 61 Oilly SAVAGE				
LAP	LAP TIME	DIFF	MPH	TIME OF DAY
1 -	1:47.236	5.347	83.50	12:37:36.344
2 -	1:42.043 (2)	0.154	87.75	12:39:18.387
3 -	1:41.889 (1)		87.88	12:41:00.276
4 -	1:43.442	1.553	86.56	12:42:43.718
5 -	1:44.066	2.177	86.04	12:44:27.784
6 -	1:43.430 (3)	1.541	86.57	12:46:11.214
7 -	1:44.062	2.173	86.04	12:47:55.276
8 -	1:43.817	1.928	86.25	12:49:39.093

P3 54 Chris BECK				
LAP	LAP TIME	DIFF	MPH	TIME OF DAY
1 -	1:46.687	4.343	83.93	12:37:35.795
2 -	1:42.901	0.557	87.02	12:39:18.696
3 -	1:42.344 (1)		87.49	12:41:01.040
4 -	1:42.830 (2)	0.486	87.08	12:42:43.870
5 -	1:44.262	1.918	85.88	12:44:28.132
6 -	1:42.887 (3)	0.543	87.03	12:46:11.019
7 -	1:44.363	2.019	85.80	12:47:55.382
8 -	1:47.558	5.214	83.25	12:49:42.940

P4 75 Paul GALLAWAY				
LAP	LAP TIME	DIFF	MPH	TIME OF DAY
1 -	1:49.395	5.433	81.85	12:37:38.503
2 -	1:46.111	2.149	84.38	12:39:24.614
3 -	1:44.816	0.854	85.43	12:41:09.430
4 -	1:44.698	0.736	85.52	12:42:54.128
5 -	1:45.237	1.275	85.08	12:44:39.365
6 -	1:44.498 (3)	0.536	85.69	12:46:23.863
7 -	1:43.962 (1)		86.13	12:48:07.825
8 -	1:44.086 (2)	0.124	86.02	12:49:51.911

P5 27 Matt COLES				
LAP	LAP TIME	DIFF	MPH	TIME OF DAY
1 -	1:49.889	6.172	81.48	12:37:38.997
2 -	1:45.093	1.376	85.20	12:39:24.090
3 -	1:45.203	1.486	85.11	12:41:09.293
4 -	1:45.987	2.270	84.48	12:42:55.280
5 -	1:43.961 (2)	0.244	86.13	12:44:39.241
6 -	1:44.054 (3)	0.337	86.05	12:46:23.295
7 -	1:43.717 (1)		86.33	12:48:07.012
8 -	1:45.306	1.589	85.03	12:49:52.318

P6 55 David MILLS				
LAP	LAP TIME	DIFF	MPH	TIME OF DAY
1 -	1:51.028	7.403	80.65	12:37:40.136
2 -	1:45.626	2.001	84.77	12:39:25.762

DIFF = Difference To Personal Best Lap

3 -	1:44.861	1.236	85.39	12:41:10.623
4 -	1:45.042	1.417	85.24	12:42:55.665
5 -	1:44.701	1.076	85.52	12:44:40.366
6 -	1:43.625 (1)		86.41	12:46:23.991
7 -	1:44.433 (3)	0.808	85.74	12:48:08.424
8 -	1:43.919 (2)	0.294	86.16	12:49:52.343

P7 67 David WAKE				
LAP	LAP TIME	DIFF	MPH	TIME OF DAY
1 -	1:53.644	10.299	78.79	12:37:42.752
2 -	1:45.979	2.634	84.49	12:39:28.731
3 -	1:44.108	0.763	86.01	12:41:12.839
4 -	1:44.499	1.154	85.68	12:42:57.338
5 -	1:43.345 (1)		86.64	12:44:40.683
6 -	1:43.622 (2)	0.277	86.41	12:46:24.305
7 -	1:43.796 (3)	0.451	86.26	12:48:08.101
8 -	1:44.740	1.395	85.49	12:49:52.841

P8 36 Joe MUNCEY				
LAP	LAP TIME	DIFF	MPH	TIME OF DAY
1 -	1:48.262	4.323	82.71	12:37:37.370
2 -	1:45.236	1.297	85.08	12:39:22.606
3 -	1:45.941	2.002	84.52	12:41:08.547
4 -	1:44.382 (2)	0.443	85.78	12:42:52.929
5 -	1:44.930	0.991	85.33	12:44:37.859
6 -	1:43.939 (1)		86.15	12:46:21.798
7 -	1:44.538 (3)	0.599	85.65	12:48:06.336
8 -	1:47.049	3.110	83.64	12:49:53.385

P9 78 Shane HERBERT				
LAP	LAP TIME	DIFF	MPH	TIME OF DAY
1 -	1:51.652	6.251	80.19	12:37:40.760
2 -	1:46.343	0.942	84.20	12:39:27.103
3 -	1:45.757	0.356	84.67	12:41:12.860
4 -	1:45.602 (3)	0.201	84.79	12:42:58.462
5 -	1:45.401 (1)		84.95	12:44:43.863
6 -	1:45.542 (2)	0.141	84.84	12:46:29.405
7 -	1:46.339	0.938	84.20	12:48:15.744
8 -	1:48.532	3.131	82.50	12:50:04.276

P10 191 Chris SMITH				
LAP	LAP TIME	DIFF	MPH	TIME OF DAY
1 -	1:52.932	6.873	79.29	12:37:42.040
2 -	1:46.999	0.940	83.68	12:39:29.039
3 -	1:46.974	0.915	83.70	12:41:16.013
4 -	1:46.194	0.135	84.32	12:43:02.207
5 -	1:46.158 (3)	0.099	84.35	12:44:48.365
6 -	1:46.115 (2)	0.056	84.38	12:46:34.480
7 -	1:46.059 (1)		84.42	12:48:20.539
8 -	1:46.711	0.652	83.91	12:50:07.250

P11 23 Sam MILLS				
LAP	LAP TIME	DIFF	MPH	TIME OF DAY
1 -	1:54.092	8.257	78.48	12:37:43.200
2 -	1:46.600	0.765	84.00	12:39:29.800
3 -	1:46.453 (3)	0.618	84.11	12:41:16.253
4 -	1:45.835 (1)		84.60	12:43:02.088
5 -	1:47.009	1.174	83.67	12:44:49.097
6 -	1:46.328 (2)	0.493	84.21	12:46:35.425
7 -	1:47.558	1.723	83.25	12:48:22.983

Donington Park GP

Circuit Length = 2.4873 miles

Start: 12:35 Flag 12:49 End: 12:51

Weather / Track : Cloudy / Dry

BMCRC-MRO Championships 2013 - Donington GP

BMCRC Rookie 600 & Rookie 1000 B

RACE 8 - LAP ANALYSIS

DIFF = Difference To Personal Best Lap

8 - 1:49.142 3.307 82.04 12:50:12.125

P12 11 Li Jen HSIAO

LAP	LAP TIME	DIFF	MPH	TIME OF DAY
1 -	1:55.441	9.106	77.56	12:37:44.549
2 -	1:48.449	2.114	82.56	12:39:32.998
3 -	1:46.990	0.655	83.69	12:41:19.988
4 -	1:46.883	0.548	83.77	12:43:06.871
5 -	1:47.174	0.839	83.55	12:44:54.045
6 -	1:46.729 (2)	0.394	83.89	12:46:40.774
7 -	1:46.335 (1)		84.20	12:48:27.109
8 -	1:46.854 (3)	0.519	83.80	12:50:13.963

P13 88 Tom JEFFERIES

LAP	LAP TIME	DIFF	MPH	TIME OF DAY
1 -	1:54.747	5.284	78.03	12:37:43.855
2 -	1:49.464 (2)	0.001	81.80	12:39:33.319
3 -	1:49.463 (1)		81.80	12:41:22.782
4 -	1:51.093	1.630	80.60	12:43:13.875
5 -	1:50.809	1.346	80.80	12:45:04.684
6 -	1:51.522	2.059	80.29	12:46:56.206
7 -	1:50.253 (3)	0.790	81.21	12:48:46.459

P14 92 Alex CAIRNS

LAP	LAP TIME	DIFF	MPH	TIME OF DAY
1 -	1:57.231	8.072	76.38	12:37:46.339
2 -	1:49.655 (3)	0.496	81.66	12:39:35.994
3 -	1:49.468 (2)	0.309	81.79	12:41:25.462
4 -	1:49.159 (1)		82.03	12:43:14.621
5 -	1:50.870	1.711	80.76	12:45:05.491
6 -	1:51.128	1.969	80.57	12:46:56.619
7 -	1:50.125	0.966	81.31	12:48:46.744

P15 9 Chris LAY

LAP	LAP TIME	DIFF	MPH	TIME OF DAY
1 -	1:58.187	8.651	75.76	12:37:47.295
2 -	1:52.232	2.696	79.78	12:39:39.527
3 -	1:50.102 (3)	0.566	81.32	12:41:29.629
4 -	1:50.592	1.056	80.96	12:43:20.221
5 -	1:50.896	1.360	80.74	12:45:11.117
6 -	1:50.088 (2)	0.552	81.33	12:47:01.205
7 -	1:49.536 (1)		81.74	12:48:50.741

P16 39 Gordon MCINTYRE

LAP	LAP TIME	DIFF	MPH	TIME OF DAY
1 -	2:32.055	46.263	58.88	12:38:21.163
2 -	1:46.490	0.698	84.08	12:40:07.653
3 -	1:46.361 (2)	0.569	84.18	12:41:54.014
4 -	1:45.792 (1)		84.64	12:43:39.806
5 -	1:46.679	0.887	83.93	12:45:26.485
6 -	1:47.007	1.215	83.68	12:47:13.492
7 -	1:46.483 (3)	0.691	84.09	12:48:59.975

P17 18 William SIMPSON

LAP	LAP TIME	DIFF	MPH	TIME OF DAY
1 -	1:59.752	6.573	74.77	12:37:48.860
2 -	1:53.345 (2)	0.166	79.00	12:39:42.205
3 -	1:54.400	1.221	78.27	12:41:36.605
4 -	1:54.306 (3)	1.127	78.33	12:43:30.911

DIFF = Difference To Personal Best Lap

5 - 1:55.197 2.018 77.73 12:45:26.108

6 - **1:53.179 (1)** **79.11** **12:47:19.287**

7 - 1:54.393 1.214 78.27 12:49:13.680

P18 347 Ryan CLARE

LAP	LAP TIME	DIFF	MPH	TIME OF DAY
1 -	2:35.302	47.371	57.65	12:38:24.410
2 -	1:47.931 (1)		82.96	12:40:12.341
3 -	1:48.617	0.686	82.44	12:42:00.958
4 -	1:48.097 (2)	0.166	82.83	12:43:49.055
5 -	1:48.222 (3)	0.291	82.74	12:45:37.277
6 -	1:48.934	1.003	82.20	12:47:26.211
7 -	1:48.793	0.862	82.30	12:49:15.004

P19 2 Paul MARLEY

LAP	LAP TIME	DIFF	MPH	TIME OF DAY
1 -	2:33.750	46.168	58.24	12:38:22.858
2 -	1:48.751	1.169	82.33	12:40:11.609
3 -	1:51.232	3.650	80.50	12:42:02.841
4 -	1:48.540 (3)	0.958	82.49	12:43:51.381
5 -	1:49.025	1.443	82.13	12:45:40.406
6 -	1:48.397 (2)	0.815	82.60	12:47:28.803
7 -	1:47.582 (1)		83.23	12:49:16.385

P20 150 Heather KNOWLES

LAP	LAP TIME	DIFF	MPH	TIME OF DAY
1 -	2:16.551	4.454	65.57	12:38:05.659
2 -	2:15.847	3.750	65.91	12:40:21.506
3 -	2:14.280 (3)	2.183	66.68	12:42:35.786
4 -	2:14.818	2.721	66.41	12:44:50.604
5 -	2:12.342 (2)	0.245	67.66	12:47:02.946
6 -	2:12.097 (1)		67.78	12:49:15.043

P21 117 Patryk RYDZINSKI

LAP	LAP TIME	DIFF	MPH	TIME OF DAY
1 -	1:49.016	5.042	82.13	12:37:38.124
2 -	1:44.669 (3)	0.695	85.55	12:39:22.793
3 -	1:45.164	1.190	85.14	12:41:07.957
4 -	1:44.758	0.784	85.47	12:42:52.715
5 -	1:44.689	0.715	85.53	12:44:37.404
6 -	1:43.974 (1)		86.12	12:46:21.378
7 -	1:44.044 (2)	0.070	86.06	12:48:05.422

P22 22 Paul WILSON

LAP	LAP TIME	DIFF	MPH	TIME OF DAY
1 -	2:03.344 (3)	3.351	72.59	12:37:52.452
2 -	1:59.993 (1)		74.62	12:39:52.445
3 -	2:01.474 (2)	1.481	73.71	12:41:53.919
4 -	2:15.223 P	15.230	66.21	12:44:09.142

Weather / Track : Cloudy / Dry

Donington Park GP

Circuit Length = 2.4873 miles


Start: 12:35 Flag 12:49 End: 12:51

BMCRC-MRO Championships 2013 - Donington GP

BMCRC Rookie 600 & Rookie 1000 B

RACE 20 - GRID

ROW 7	27	2	Paul MARLEY	26	347	Ryan CLARE	25	39	Gordon MCINTYRE				
ROW 6													
ROW 5		19	22	Paul WILSON	18	117	Patryk RYDZINSKI	17	150	Heather KNOWLES			
ROW 4	16	18	William SIMPSON	15	9	Chris LAY	14	92	Alex CAIRNS	13	88	Tom JEFFERIES	
ROW 3		12	11	Li Jen HSIAO	11	23	Sam MILLS	10	191	Chris SMITH	9	78	Shane HERBERT
ROW 2	8	36	Joe MUNCEY	7	67	David WAKE	6	55	David MILLS	5	27	Matt COLES	
ROW 1		4	75	Paul GALLAWAY	3	54	Chris BECK	2	61	Olly SAVAGE	1	57	James PUTTRELL
													Pole



Donington Park GP
Circuit Length = 2.4873 miles

These results are provisional until the conclusion of any judicial and technical matters.

Clerk Of Course :		Timekeeper :	
-------------------	--	--------------	--

Results can be found at www.tsl-timing.com

Printed - 13:05 Sunday, 28 July 2013



BMCRC-MRO Championships 2013 - Donington GP

BMCRC Rookie 600 & Rookie 1000 B

RACE 20 - CLASSIFICATION

CLASS : 1Rb

POS	NO	CL	NAME	ENTRY	LAPS	TIME	GAP	DIFF	MPH	BEST	ON
1	39	1Rb	Gordon MCINTYRE	BMW -	8	14:44.298			81.00	1:44.282	4
2	347	1Rb	Ryan CLARE	Kawasaki -	8	14:54.871	1:13.511	7.859	80.05	1:45.239	4
3	2	1Rb	Paul MARLEY	Suzuki -	8	14:55.562	1:14.202	0.691	79.98	1:45.763	8

CLASS : 6R

POS	NO	CL	NAME	ENTRY	LAPS	TIME	GAP	DIFF	MPH	BEST	ON
1	57	6R	James PUTTRELL	Yamaha - Bike Stop	8	13:41.360			87.21	1:41.037	2
2	54	6R	Chris BECK	Suzuki - Wonderwalls	8	13:45.084	3.724	3.724	86.82	1:41.593	5
3	61	6R	Oilly SAVAGE	Kawasaki - Validus-IVC Ltd	8	13:45.535	4.175	0.451	86.77	1:41.730	5
4	67	6R	David WAKE	Yamaha -	8	13:54.744	13.384	9.209	85.81	1:42.405	4
5	36	6R	Joe MUNCEY	Honda - Eastern Garage	8	13:54.847	13.487	0.103	85.80	1:42.946	4
6	27	6R	Matt COLES	Yamaha -	8	13:56.590	15.230	1.743	85.62	1:43.109	5
7	55	6R	David MILLS	Suzuki - Wonderwalls	8	14:20.344	38.984	23.754	83.26	1:45.674	5
8	78	6R	Shane HERBERT	Honda - MJR motorsport	8	14:22.388	41.028	2.044	83.06	1:45.169	6
9	191	6R	Chris SMITH	Yamaha -	8	14:23.646	42.286	1.258	82.94	1:45.643	7
10	11	6R	Li Jen HSIAO	Yamaha -	8	14:25.216	43.856	1.570	82.79	1:45.807	7
11	23	6R	Sam MILLS	Suzuki - Glenmill Homes	8	14:29.419	48.059	4.203	82.39	1:47.328	5
12	88	6R	Tom JEFFERIES	Yamaha -	8	14:46.160	1:04.800	1.862	80.83	1:49.220	6
13	92	6R	Alex CAIRNS	Triumph - Motorcycle Junction	8	14:47.012	1:05.652	0.852	80.76	1:48.888	4
14	9	6R	Chris LAY	Yamaha -	8	15:11.776	1:30.416	16.214	78.56	1:50.347	2
15	22	6R	Paul WILSON	Yamaha -	7	14:32.921	1 Lap	1 Lap	71.80	2:01.845	5
DNF	75	6R	Paul GALLAWAY	Yamaha - Cornerstone Garage	7	12:10.729	1 Lap		85.77	1:42.535	6
DNF	18	6R	William SIMPSON	Honda -	7	13:28.149	1 Lap	1:17.420	77.56	1:50.849	4

FASTEST LAP

57	6R	James PUTTRELL	Yamaha - Bike Stop	2	1:41.037	88.62 mph	142.62 kph
39	1Rb	Gordon MCINTYRE	BMW -	4	1:44.282	85.86 mph	138.19 kph

Weather / Track : Cloudy / Dry

These results are provisional until the conclusion of any judicial and technical matters.

Donington Park GP

Circuit Length = 2.4873 miles

Start: 17:54 Flag 18:08 End: 18:10

Clerk Of Course :

Timekeeper :

Results can be found at www.tsl-timing.com

Printed - 18:13 Sunday, 28 July 2013



BMCRC-MRO Championships 2013 - Donington GP

BMCRC Rookie 600 & Rookie 1000 B

RACE 20 - LAP CHART

LAP 1		
NO	BEHIND	LAP TIME

57		1:45.834
61	1.607	1:47.441
67	3.602	1:49.436
27	3.837	1:49.671
54	3.967	1:49.801
75	4.648	1:50.482
36	4.846	1:50.680
23	7.077	1:52.911
78	7.818	1:53.652
55	9.324	1:55.158
11	9.800	1:55.634
191	10.372	1:56.206
18	10.390	1:56.224
88	11.090	1:56.924
92	11.510	1:57.344
9	12.205	1:58.039
22	19.895	2:05.729
39	42.377	2:28.211
2	43.319	2:29.153
347	47.668	2:33.502

LAP 2		
NO	BEHIND	LAP TIME

57		1:41.037
61	4.135	1:43.565
54	5.429	1:42.499
67	7.113	1:44.548
27	7.555	1:44.755
36	7.855	1:44.046
75	8.461	1:44.850
23	13.875	1:47.835
78	15.284	1:48.503
55	15.562	1:47.275
11	17.354	1:48.591
191	17.618	1:48.283
88	19.632	1:49.579
92	20.370	1:49.897
18	21.362	1:52.009
9	21.515	1:50.347
22	41.653	2:02.795
39	46.252	1:44.912
2	48.204	1:45.922
347	52.821	1:46.190

LAP 3		
NO	BEHIND	LAP TIME

57		1:41.886
54	5.614	1:42.071
61	6.228	1:43.979
67	8.384	1:43.157
27	9.093	1:43.424
36	10.088	1:44.119
75	10.392	1:43.817
55	20.086	1:46.410
23	20.900	1:48.911
78	21.493	1:48.095
191	22.849	1:47.117
11	23.751	1:48.283
88	27.949	1:50.203
92	28.562	1:50.078
18	31.123	1:51.647

9	45.089	2:05.460
39	50.799	1:46.433
2	54.862	1:48.544
347	56.982	1:46.047
22	1:03.704	2:03.937

LAP 4		
NO	BEHIND	LAP TIME

57		1:41.846
54	5.682	1:41.914
61	7.118	1:42.736
67	8.943	1:42.405
27	10.492	1:43.245
36	11.188	1:42.946
75	11.498	1:42.952
55	24.133	1:45.893
23	26.555	1:47.501
78	26.924	1:47.277
191	28.638	1:47.635
11	29.046	1:47.141
92	35.604	1:48.888
88	36.135	1:50.032
18	40.126	1:50.849
39	53.235	1:44.282
9	55.202	1:51.959
2	58.812	1:45.796
347	1:00.375	1:45.239
22	1:27.895	2:06.037

LAP 5		
NO	BEHIND	LAP TIME

57		1:41.974
54	5.301	1:41.593
61	6.874	1:41.730
67	9.634	1:42.665
27	11.627	1:43.109
75	12.399	1:42.875
36	12.814	1:43.600
55	27.833	1:45.674
78	31.547	1:46.597
23	31.909	1:47.328
191	33.390	1:46.726
11	34.265	1:47.193
92	43.173	1:49.543
88	43.425	1:49.264
18	55.613	1:57.461
39	56.071	1:44.810
9	1:04.177	1:50.949
2	1:04.193	1:47.355
347	1:04.419	1:46.018

LAP 6		
NO	BEHIND	LAP TIME

57		1:41.620
22	1 Lap	2:01.845
54	6.367	1:42.686
61	7.179	1:41.925
67	12.427	1:44.413
75	13.314	1:42.535
27	13.980	1:43.973
36	14.238	1:43.044
55	32.702	1:46.489
78	35.096	1:45.169

191	37.664	1:45.894
23	38.312	1:48.023
11	38.940	1:46.295
88	51.025	1:49.220
92	51.390	1:49.837
39	59.592	1:45.141
347	1:08.076	1:45.277
2	1:09.140	1:46.567
18	1:09.147	1:55.154
9	1:13.429	1:50.872

LAP 7		
NO	BEHIND	LAP TIME

57		1:42.589
54	6.285	1:42.507
61	6.843	1:42.253
75	13.943	1:43.218
67	14.236	1:44.398
36	14.927	1:43.278
27	15.837	1:44.446
22	1 Lap	2:05.071
55	36.003	1:45.890
78	38.960	1:46.453
191	40.718	1:45.643
11	42.158	1:45.807
23	43.583	1:47.860
88	58.496	1:50.060
92	59.673	1:50.872
39	1:02.345	1:45.342
347	1:12.065	1:46.578
2	1:13.013	1:46.462
9	1:23.081	1:52.241
18	1:31.363	2:04.805 P

LAP 8		
NO	BEHIND	LAP TIME

57		1:44.574
54	3.724	1:42.013
61	4.175	1:41.906
67	13.384	1:43.722
36	13.487	1:43.134
27	15.230	1:43.967
55	38.984	1:47.555
78	41.028	1:46.642
191	42.286	1:46.142
11	43.856	1:46.272
23	48.059	1:49.050
22	1 Lap	2:07.507
39	1:02.938	1:45.167
88	1:04.800	1:50.878
92	1:05.652	1:50.553
347	1:13.511	1:46.020
2	1:14.202	1:45.763
9	1:30.416	1:51.909

Weather / Track : Cloudy / Dry

Results can be found at www.tsl-timing.com

Donington Park GP
Circuit Length = 2.4873 miles
Start: 17:54 Flag 18:08 End: 18:10

Printed - 18:17 Sunday, 28 July 2013

BMCRC-MRO Championships 2013 - Donington GP

BMCRC Rookie 600 & Rookie 1000 B

RACE 20 - LAP ANALYSIS

DIFF = Difference To Personal Best Lap

P1 57 James PUTTRELL				
LAP	LAP TIME	DIFF	MPH	TIME OF DAY
1 -	1:45.834	4.797	84.60	17:56:19.886
2 -	1:41.037 (1)		88.62	17:58:00.923
3 -	1:41.886	0.849	87.88	17:59:42.809
4 -	1:41.846 (3)	0.809	87.92	18:01:24.655
5 -	1:41.974	0.937	87.81	18:03:06.629
6 -	1:41.620 (2)	0.583	88.11	18:04:48.249
7 -	1:42.589	1.552	87.28	18:06:30.838
8 -	1:44.574	3.537	85.62	18:08:15.412

P2 54 Chris BECK				
LAP	LAP TIME	DIFF	MPH	TIME OF DAY
1 -	1:49.801	8.208	81.55	17:56:23.853
2 -	1:42.499	0.906	87.36	17:58:06.352
3 -	1:42.071	0.478	87.72	17:59:48.423
4 -	1:41.914 (2)	0.321	87.86	18:01:30.337
5 -	1:41.593 (1)		88.14	18:03:11.930
6 -	1:42.686	1.093	87.20	18:04:54.616
7 -	1:42.507	0.914	87.35	18:06:37.123
8 -	1:42.013 (3)	0.420	87.77	18:08:19.136

P3 61 Oilly SAVAGE				
LAP	LAP TIME	DIFF	MPH	TIME OF DAY
1 -	1:47.441	5.711	83.34	17:56:21.493
2 -	1:43.565	1.835	86.46	17:58:05.058
3 -	1:43.979	2.249	86.11	17:59:49.037
4 -	1:42.736	1.006	87.15	18:01:31.773
5 -	1:41.730 (1)		88.02	18:03:13.503
6 -	1:41.925 (3)	0.195	87.85	18:04:55.428
7 -	1:42.253	0.523	87.57	18:06:37.681
8 -	1:41.906 (2)	0.176	87.86	18:08:19.587

P4 67 David WAKE				
LAP	LAP TIME	DIFF	MPH	TIME OF DAY
1 -	1:49.436	7.031	81.82	17:56:23.488
2 -	1:44.548	2.143	85.64	17:58:08.036
3 -	1:43.157 (3)	0.752	86.80	17:59:51.193
4 -	1:42.405 (1)		87.44	18:01:33.598
5 -	1:42.665 (2)	0.260	87.22	18:03:16.263
6 -	1:44.413	2.008	85.75	18:05:00.676
7 -	1:44.398	1.993	85.77	18:06:45.074
8 -	1:43.722	1.317	86.33	18:08:28.796

P5 36 Joe MUNCEY				
LAP	LAP TIME	DIFF	MPH	TIME OF DAY
1 -	1:50.680	7.734	80.90	17:56:24.732
2 -	1:44.046	1.100	86.06	17:58:08.778
3 -	1:44.119	1.173	86.00	17:59:52.897
4 -	1:42.946 (1)		86.98	18:01:35.843
5 -	1:43.600	0.654	86.43	18:03:19.443
6 -	1:43.044 (2)	0.098	86.89	18:05:02.487
7 -	1:43.278	0.332	86.70	18:06:45.765
8 -	1:43.134 (3)	0.188	86.82	18:08:28.899

P6 27 Matt COLES				
LAP	LAP TIME	DIFF	MPH	TIME OF DAY
1 -	1:49.671	6.562	81.64	17:56:23.723
2 -	1:44.755	1.646	85.47	17:58:08.478

DIFF = Difference To Personal Best Lap

3 -	1:43.424 (3)	0.315	86.58	17:59:51.902
4 -	1:43.245 (2)	0.136	86.73	18:01:35.147
5 -	1:43.109 (1)		86.84	18:03:18.256
6 -	1:43.973	0.864	86.12	18:05:02.229
7 -	1:44.446	1.337	85.73	18:06:46.675
8 -	1:43.967	0.858	86.12	18:08:30.642

P7 55 David MILLS				
LAP	LAP TIME	DIFF	MPH	TIME OF DAY
1 -	1:55.158	9.484	77.75	17:56:29.210
2 -	1:47.275	1.601	83.47	17:58:16.485
3 -	1:46.410	0.736	84.15	18:00:02.895
4 -	1:45.893 (3)	0.219	84.56	18:01:48.788
5 -	1:45.674 (1)		84.73	18:03:34.462
6 -	1:46.489	0.815	84.08	18:05:20.951
7 -	1:45.890 (2)	0.216	84.56	18:07:06.841
8 -	1:47.555	1.881	83.25	18:08:54.396

P8 78 Shane HERBERT				
LAP	LAP TIME	DIFF	MPH	TIME OF DAY
1 -	1:53.652	8.483	78.78	17:56:27.704
2 -	1:48.503	3.334	82.52	17:58:16.207
3 -	1:48.095	2.926	82.83	18:00:04.302
4 -	1:47.277	2.108	83.47	18:01:51.579
5 -	1:46.597 (3)	1.428	84.00	18:03:38.176
6 -	1:45.169 (1)		85.14	18:05:23.345
7 -	1:46.453 (2)	1.284	84.11	18:07:09.798
8 -	1:46.642	1.473	83.96	18:08:56.440

P9 191 Chris SMITH				
LAP	LAP TIME	DIFF	MPH	TIME OF DAY
1 -	1:56.206	10.563	77.05	17:56:30.258
2 -	1:48.283	2.640	82.69	17:58:18.541
3 -	1:47.117	1.474	83.59	18:00:05.658
4 -	1:47.635	1.992	83.19	18:01:53.293
5 -	1:46.726	1.083	83.90	18:03:40.019
6 -	1:45.894 (2)	0.251	84.56	18:05:25.913
7 -	1:45.643 (1)		84.76	18:07:11.556
8 -	1:46.142 (3)	0.499	84.36	18:08:57.698

P10 11 Li Jen HSIAO				
LAP	LAP TIME	DIFF	MPH	TIME OF DAY
1 -	1:55.634	9.827	77.43	17:56:29.686
2 -	1:48.591	2.784	82.46	17:58:18.277
3 -	1:48.283	2.476	82.69	18:00:06.560
4 -	1:47.141	1.334	83.57	18:01:53.701
5 -	1:47.193	1.386	83.53	18:03:40.894
6 -	1:46.295 (3)	0.488	84.24	18:05:27.189
7 -	1:45.807 (1)		84.63	18:07:12.996
8 -	1:46.272 (2)	0.465	84.25	18:08:59.268

P11 23 Sam MILLS				
LAP	LAP TIME	DIFF	MPH	TIME OF DAY
1 -	1:52.911	5.583	79.30	17:56:26.963
2 -	1:47.835 (3)	0.507	83.03	17:58:14.798
3 -	1:48.911	1.583	82.21	18:00:03.709
4 -	1:47.501 (2)	0.173	83.29	18:01:51.210
5 -	1:47.328 (1)		83.43	18:03:38.538
6 -	1:48.023	0.695	82.89	18:05:26.561
7 -	1:47.860	0.532	83.01	18:07:14.421

Donington Park GP

Circuit Length = 2.4873 miles

Start: 17:54 Flag 18:08 End: 18:10

Weather / Track : Cloudy / Dry

BMCRC-MRO Championships 2013 - Donington GP

BMCRC Rookie 600 & Rookie 1000 B

RACE 20 - LAP ANALYSIS

DIFF = Difference To Personal Best Lap

8 - 1:49.050 1.722 82.11 18:09:03.471

P12 39 Gordon MCINTYRE

LAP	LAP TIME	DIFF	MPH	TIME OF DAY
1 -	2:28.211	43.929	60.41	17:57:02.263
2 -	1:44.912 (3)	0.630	85.35	17:58:47.175
3 -	1:46.433	2.151	84.13	18:00:33.608
4 -	1:44.282 (1)		85.86	18:02:17.890
5 -	1:44.810 (2)	0.528	85.43	18:04:02.700
6 -	1:45.141	0.859	85.16	18:05:47.841
7 -	1:45.342	1.060	85.00	18:07:33.183
8 -	1:45.167	0.885	85.14	18:09:18.350

P13 88 Tom JEFFERIES

LAP	LAP TIME	DIFF	MPH	TIME OF DAY
1 -	1:56.924	7.704	76.58	17:56:30.976
2 -	1:49.579 (3)	0.359	81.71	17:58:20.555
3 -	1:50.203	0.983	81.25	18:00:10.758
4 -	1:50.032	0.812	81.38	18:02:00.790
5 -	1:49.264 (2)	0.044	81.95	18:03:50.054
6 -	1:49.220 (1)		81.98	18:05:39.274
7 -	1:50.060	0.840	81.35	18:07:29.334
8 -	1:50.878	1.658	80.75	18:09:20.212

P14 92 Alex CAIRNS

LAP	LAP TIME	DIFF	MPH	TIME OF DAY
1 -	1:57.344	8.456	76.30	17:56:31.396
2 -	1:49.897	1.009	81.48	17:58:21.293
3 -	1:50.078	1.190	81.34	18:00:11.371
4 -	1:48.888 (1)		82.23	18:02:00.259
5 -	1:49.543 (2)	0.655	81.74	18:03:49.802
6 -	1:49.837 (3)	0.949	81.52	18:05:39.639
7 -	1:50.872	1.984	80.76	18:07:30.511
8 -	1:50.553	1.665	80.99	18:09:21.064

P15 347 Ryan CLARE

LAP	LAP TIME	DIFF	MPH	TIME OF DAY
1 -	2:33.502	48.263	58.33	17:57:07.554
2 -	1:46.190	0.951	84.32	17:58:53.744
3 -	1:46.047	0.808	84.43	18:00:39.791
4 -	1:45.239 (1)		85.08	18:02:25.030
5 -	1:46.018 (3)	0.779	84.46	18:04:11.048
6 -	1:45.277 (2)	0.038	85.05	18:05:56.325
7 -	1:46.578	1.339	84.01	18:07:42.903
8 -	1:46.020	0.781	84.46	18:09:28.923

P16 2 Paul MARLEY

LAP	LAP TIME	DIFF	MPH	TIME OF DAY
1 -	2:29.153	43.390	60.03	17:57:03.205
2 -	1:45.922 (3)	0.159	84.53	17:58:49.127
3 -	1:48.544	2.781	82.49	18:00:37.671
4 -	1:45.796 (2)	0.033	84.63	18:02:23.467
5 -	1:47.355	1.592	83.40	18:04:10.822
6 -	1:46.567	0.804	84.02	18:05:57.389
7 -	1:46.462	0.699	84.10	18:07:43.851
8 -	1:45.763 (1)		84.66	18:09:29.614

DIFF = Difference To Personal Best Lap

P17 9 Chris LAY

LAP	LAP TIME	DIFF	MPH	TIME OF DAY
1 -	1:58.039	7.692	75.85	17:56:32.091
2 -	1:50.347 (1)		81.14	17:58:22.438
3 -	2:05.460	15.113	71.37	18:00:27.898
4 -	1:51.959	1.612	79.97	18:02:19.857
5 -	1:50.949 (3)	0.602	80.70	18:04:10.806
6 -	1:50.872 (2)	0.525	80.76	18:06:01.678
7 -	1:52.241	1.894	79.77	18:07:53.919
8 -	1:51.909	1.562	80.01	18:09:45.828

P18 22 Paul WILSON

LAP	LAP TIME	DIFF	MPH	TIME OF DAY
1 -	2:05.729	3.884	71.21	17:56:39.781
2 -	2:02.795 (2)	0.950	72.92	17:58:42.576
3 -	2:03.937 (3)	2.092	72.25	18:00:46.513
4 -	2:06.037	4.192	71.04	18:02:52.550
5 -	2:01.845 (1)		73.49	18:04:54.395
6 -	2:05.071	3.226	71.59	18:06:59.466
7 -	2:07.507	5.662	70.22	18:09:06.973

P19 75 Paul GALLAWAY

LAP	LAP TIME	DIFF	MPH	TIME OF DAY
1 -	1:50.482	7.947	81.04	17:56:24.534
2 -	1:44.850	2.315	85.40	17:58:09.384
3 -	1:43.817	1.282	86.25	17:59:53.201
4 -	1:42.952 (3)	0.417	86.97	18:01:36.153
5 -	1:42.875 (2)	0.340	87.04	18:03:19.028
6 -	1:42.535 (1)		87.33	18:05:01.563
7 -	1:43.218	0.683	86.75	18:06:44.781

P20 18 William SIMPSON

LAP	LAP TIME	DIFF	MPH	TIME OF DAY
1 -	1:56.224	5.375	77.04	17:56:30.276
2 -	1:52.009 (3)	1.160	79.94	17:58:22.285
3 -	1:51.647 (2)	0.798	80.20	18:00:13.932
4 -	1:50.849 (1)		80.78	18:02:04.781
5 -	1:57.461	6.612	76.23	18:04:02.242
6 -	1:55.154	4.305	77.76	18:05:57.396
7 -	2:04.805 P	13.956	71.74	18:08:02.201

Weather / Track : Cloudy / Dry

Donington Park GP

Circuit Length = 2.4873 miles

Start: 17:54 Flag 18:08 End: 18:10



BMCRC F1 & F2 Sidecars

**Round 6
Donington Park GP**

27th & 28th July 2013



Results Provided by Timing Solutions Ltd
www.tsl-timing.com

BMCRC-MRO Championships 2013 - Donington GP

RKB/BMCRC F1 & F2 Sidecars

FREE PRACTICE - CLASSIFICATION

POS	NO	CL	PIC NAME	ENTRY	TIME	ON	LAPS	GAP	DIFF	MPH
1	133	F1	1 HEGARTY / NEAVE	Suzuki LCR -	1:39.388	1	5			90.09
2	100	F1	2 STEVENS / CHARLWOOD	Yamaha LCR - Assured Office Solutions	1:40.382	5	5	0.994	0.994	89.20
3	57	F1	3 BROWN / ANDERSON	Honda LCR -	1:43.828	4	5	4.440	3.446	86.24
4	145	F2	1 ATKINSON / KNAPTON	Suzuki LCR -	1:45.565	4	5	6.177	1.737	84.82
5	4	F2	2 LOCKEY / CAPEWELL	Honda Ireson - Real Racing	1:49.621	3	5	10.233	4.056	81.68
6	5	F1	4 BIGGS / BIGGS	Yamaha LCR -	1:49.957	3	4	10.569	0.336	81.43
7	48	F1	5 RYDER / HUGHES	Suzuki LCR - SRO	1:51.858	4	4	12.470	1.901	80.05
8	11	F2	3 NICHOLLS / SKINNER	Kawasaki Lumley - Certain Exhibitions	1:54.044	2	4	14.656	2.186	78.51
9	25	F1	6 MacLAURIN / HOPE	Yamaha LCR -	1:54.644	4	4	15.256	0.600	78.10
10	8	F2	4 ILARIA / SAUNDERS	Suzuki Windle - Powerhouse	1:55.643	3	4	16.255	0.999	77.43
11	33	F2	5 LUMLEY / WHITNALL	Kawasaki Lumley - Lumley Eng	1:55.683	2	4	16.295	0.040	77.40
12	95	F2	6 REMNANT / LAWRENCE	Kawasaki Lumley -	1:57.134	4	4	17.746	1.451	76.44
13	99	F2	7 WALLIS / KILKENNY	Suzuki LCR -	1:58.177	3	4	18.789	1.043	75.77
14	7	F2	8 WARD / FIELD	Honda -	1:58.274	3	4	18.886	0.097	75.70
15	14	F2	9 CHRISTIE / CHRISTIE	Honda - Ryedale Pools	1:58.581	2	2	19.193	0.307	75.51
16	195	F1	7 SIRRELL / WAREHAM	Suzuki RSR - EDSB Fire & Security	1:59.250	1	2	19.862	0.669	75.08
17	136	F2	10 PARNELL / WILKES	Suzuki Shelbourne - Anglo Plant Ltd	1:59.636	2	4	20.248	0.386	74.84
18	13	F1	8 RESTALL / NICHOLSON	Yamaha RCN -	1:59.659	4	4	20.271	0.023	74.83
19	129	F2	11 STARK / GLASSON	Suzuki Windle -	2:00.488	3	4	21.100	0.829	74.31
20	17	F2	12 WHITEMAN / SCHOFIELD	Suzuki Windle - Wicked eliquid	2:01.817	2	4	22.429	1.329	73.50
21	55	F2	13 COLE / CONN	Honda MR Equipe -	2:01.833	3	4	22.445	0.016	73.49
22	45	F2	14 PETTMAN / SNASHALL	Yamaha Windle -	2:06.671	4	4	27.283	4.838	70.69
23	88	F2	15 LONGMORE / LONGMORE	Honda DMR -	2:07.470	4	4	28.082	0.799	70.24
24	30	F1	9 JAMES / JAMES	Suzuki LCR -	2:07.777	4	4	28.389	0.307	70.07
25	118	F2	16 BICNELL / LEWINGTON	Suzuki MR Equipe -	2:08.211	4	4	28.823	0.434	69.84
26	92	F1	10 HILDIGE / DEELEY	Suzuki Windle - Les King	2:08.569	3	4	29.181	0.358	69.64
27	36	F2	17 WALFORD / DUPLOCK	Baker - Trail Ride Wales	2:19.212	2	3	39.824	10.643	64.32
28	19	F1	11 MacBRIDE / BROWN	Suzuki LCR -	2:35.853	3	3	56.465	16.641	57.45
29	58 *	F1	12 KIRK / McARDLE	Suzuki LCR -			1			
30	46	F1	13 BLEACKLEY / TWO	Yamaha Windle - PD Racing			0			

* Sidecar 58 - No working transponder

Weather / Track : Cloudy / Dry

These results are provisional until the conclusion of any judicial and technical matters.

Donington Park GP

Circuit Length = 2.4873 miles

Start: 10:19 Flag 10:29 End: 10:32

Clerk Of Course :		Timekeeper :
-------------------	--	--------------

Results can be found at www.tsl-timing.com

Printed - 10:33 Saturday, 27 July 2013



BMCRG-MRO Championships 2013 - Donington GP

RKB/BMCRG F1 & F2 Sidecars

FREE PRACTICE - LAP ANALYSIS

DIFF = Difference To Personal Best Lap

P1 133 HEGARTY / NEAVE				
LAP	LAP TIME	DIFF	MPH	TIME OF DAY

1 -	1:39.388 (1)		90.09	10:23:42.351
2 -	1:40.223 (2)	0.835	89.34	10:25:22.574
3 -	1:41.916	2.528	87.86	10:27:04.490
4 -	1:41.659 (3)	2.271	88.08	10:28:46.149
5 -	1:43.419	4.031	86.58	10:30:29.568

P2 100 STEVENS / CHARLWOOD				
LAP	LAP TIME	DIFF	MPH	TIME OF DAY

1 -	1:42.820 (3)	2.438	87.08	10:23:41.505
2 -	1:41.497 (2)	1.115	88.22	10:25:23.002
3 -	1:45.766 P	5.384	84.66	10:27:08.768
4 -	2:27.495	47.113	60.71	10:29:36.263
5 -	1:40.382 (1)		89.20	10:31:16.645

P3 57 BROWN / ANDERSON				
LAP	LAP TIME	DIFF	MPH	TIME OF DAY

1 -	1:53.357	9.529	78.99	10:24:19.623
2 -	1:47.472	3.644	83.31	10:26:07.095
3 -	1:45.763 (3)	1.935	84.66	10:27:52.858
4 -	1:43.828 (1)		86.24	10:29:36.686
5 -	1:43.997 (2)	0.169	86.10	10:31:20.683

P4 145 ATKINSON / KNAPTON				
LAP	LAP TIME	DIFF	MPH	TIME OF DAY

1 -	1:46.906 (2)	1.341	83.76	10:23:34.673
2 -	1:48.029	2.464	82.88	10:25:22.702
3 -	1:47.518 (3)	1.953	83.28	10:27:10.220
4 -	1:45.565 (1)		84.82	10:28:55.785
5 -	1:52.293	6.728	79.74	10:30:48.078

P5 4 LOCKEY / CAPEWELL				
LAP	LAP TIME	DIFF	MPH	TIME OF DAY

1 -	1:55.252	5.631	77.69	10:24:06.623
2 -	1:56.015	6.394	77.18	10:26:02.638
3 -	1:49.621 (1)		81.68	10:27:52.259
4 -	1:50.783 (3)	1.162	80.82	10:29:43.042
5 -	1:49.698 (2)	0.077	81.62	10:31:32.740

P6 5 BIGGS / BIGGS				
LAP	LAP TIME	DIFF	MPH	TIME OF DAY

1 -	1:53.308	3.351	79.02	10:24:22.052
2 -	1:51.434 (3)	1.477	80.35	10:26:13.486
3 -	1:49.957 (1)		81.43	10:28:03.443
4 -	1:50.239 (2)	0.282	81.22	10:29:53.682

P7 48 RYDER / HUGHES				
LAP	LAP TIME	DIFF	MPH	TIME OF DAY

1 -	1:56.571	4.713	76.81	10:24:40.500
2 -	1:54.598 (3)	2.740	78.13	10:26:35.098
3 -	1:52.029 (2)	0.171	79.92	10:28:27.127
4 -	1:51.858 (1)		80.05	10:30:18.985

P8 11 NICHOLLS / SKINNER				
LAP	LAP TIME	DIFF	MPH	TIME OF DAY

1 -	1:54.935 (3)	0.891	77.90	10:24:00.232
-----	--------------	-------	-------	--------------

DIFF = Difference To Personal Best Lap

2 -	1:54.044 (1)		78.51	10:25:54.276
3 -	1:54.048 (2)	0.004	78.51	10:27:48.324
4 -	2:23.277 P	29.233	62.49	10:30:11.601

P9 25 MacLAURIN / HOPE				
LAP	LAP TIME	DIFF	MPH	TIME OF DAY

1 -	2:03.209	8.565	72.67	10:24:47.077
2 -	1:59.976 (3)	5.332	74.63	10:26:47.053
3 -	1:55.545 (2)	0.901	77.49	10:28:42.598
4 -	1:54.644 (1)		78.10	10:30:37.242

P10 8 ILARIA / SAUNDERS				
LAP	LAP TIME	DIFF	MPH	TIME OF DAY

1 -	2:03.125	7.482	72.72	10:25:01.538
2 -	1:57.160 (2)	1.517	76.42	10:26:58.698
3 -	1:55.643 (1)		77.43	10:28:54.341
4 -	1:57.659 (3)	2.016	76.10	10:30:52.000

P11 33 LUMLEY / WHITNALL				
LAP	LAP TIME	DIFF	MPH	TIME OF DAY

1 -	2:00.590	4.907	74.25	10:25:22.214
2 -	1:55.683 (1)		77.40	10:27:17.897
3 -	1:55.805 (2)	0.122	77.32	10:29:13.702
4 -	1:57.038 (3)	1.355	76.50	10:31:10.740

P12 95 REMNANT / LAWRENCE				
LAP	LAP TIME	DIFF	MPH	TIME OF DAY

1 -	2:01.392	4.258	73.76	10:24:11.367
2 -	1:58.126 (2)	0.992	75.80	10:26:09.493
3 -	2:00.295 (3)	3.161	74.43	10:28:09.788
4 -	1:57.134 (1)		76.44	10:30:06.922

P13 99 WALLIS / KILKENNY				
LAP	LAP TIME	DIFF	MPH	TIME OF DAY

1 -	2:03.456	5.279	72.53	10:24:41.267
2 -	2:00.018 (3)	1.841	74.60	10:26:41.285
3 -	1:58.177 (1)		75.77	10:28:39.462
4 -	1:58.386 (2)	0.209	75.63	10:30:37.848

P14 7 WARD / FIELD				
LAP	LAP TIME	DIFF	MPH	TIME OF DAY

1 -	2:06.751	8.477	70.64	10:24:59.259
2 -	2:00.889 (3)	2.615	74.07	10:27:00.148
3 -	1:58.274 (1)		75.70	10:28:58.422
4 -	1:59.081 (2)	0.807	75.19	10:30:57.503

P15 14 CHRISTIE / CHRISTIE				
LAP	LAP TIME	DIFF	MPH	TIME OF DAY

1 -	2:02.621 (2)	4.040	73.02	10:24:05.852
2 -	1:58.581 (1)		75.51	10:26:04.433

P16 195 SIRRELL / WAREHAM				
LAP	LAP TIME	DIFF	MPH	TIME OF DAY

1 -	1:59.250 (1)		75.08	10:24:50.940
2 -	2:12.174 P	12.924	67.74	10:27:03.114

Weather / Track : Cloudy / Dry

Donington Park GP

Circuit Length = 2.4873 miles

Start: 10:19 Flag 10:29 End: 10:32

BMCRC-MRO Championships 2013 - Donington GP

RKB/BMCRC F1 & F2 Sidecars

FREE PRACTICE - LAP ANALYSIS

DIFF = Difference To Personal Best Lap

P17 136 PARNELL / WILKES				
LAP	LAP TIME	DIFF	MPH	TIME OF DAY
1 -	2:04.734	5.098	71.78	10:24:54.675
2 -	1:59.636 (1)		74.84	10:26:54.311
3 -	2:01.317 (2)	1.681	73.81	10:28:55.628
4 -	2:02.623 (3)	2.987	73.02	10:30:58.251

P18 13 RESTALL / NICHOLSON				
LAP	LAP TIME	DIFF	MPH	TIME OF DAY
1 -	2:04.861	5.202	71.71	10:24:40.288
2 -	2:00.350 (2)	0.691	74.40	10:26:40.638
3 -	2:01.587 (3)	1.928	73.64	10:28:42.225
4 -	1:59.659 (1)		74.83	10:30:41.884

P19 129 STARK / GLASSON				
LAP	LAP TIME	DIFF	MPH	TIME OF DAY
1 -	2:07.069	6.581	70.46	10:24:50.705
2 -	2:02.248 (2)	1.760	73.24	10:26:52.953
3 -	2:00.488 (1)		74.31	10:28:53.441
4 -	2:02.603 (3)	2.115	73.03	10:30:56.044

P20 17 WHITEMAN / SCHOFIELD				
LAP	LAP TIME	DIFF	MPH	TIME OF DAY
1 -	2:06.968	5.151	70.52	10:24:48.964
2 -	2:01.817 (1)		73.50	10:26:50.781
3 -	2:01.854 (2)	0.037	73.48	10:28:52.635
4 -	2:04.397 (3)	2.580	71.98	10:30:57.032

P21 55 COLE / CONN				
LAP	LAP TIME	DIFF	MPH	TIME OF DAY
1 -	2:07.829	5.996	70.05	10:24:44.956
2 -	2:04.694 (3)	2.861	71.81	10:26:49.650
3 -	2:01.833 (1)		73.49	10:28:51.483
4 -	2:02.352 (2)	0.519	73.18	10:30:53.835

P22 45 PETTMAN / SNASHALL				
LAP	LAP TIME	DIFF	MPH	TIME OF DAY
1 -	2:09.527	2.856	69.13	10:24:19.537
2 -	2:07.757 (3)	1.086	70.08	10:26:27.294
3 -	2:07.724 (2)	1.053	70.10	10:28:35.018
4 -	2:06.671 (1)		70.69	10:30:41.689

P23 88 LONGMORE / LONGMORE				
LAP	LAP TIME	DIFF	MPH	TIME OF DAY
1 -	2:09.891	2.421	68.93	10:24:24.775
2 -	2:08.116 (3)	0.646	69.89	10:26:32.891
3 -	2:08.046 (2)	0.576	69.93	10:28:40.937
4 -	2:07.470 (1)		70.24	10:30:48.407

P24 30 JAMES / JAMES				
LAP	LAP TIME	DIFF	MPH	TIME OF DAY
1 -	2:16.459	8.682	65.62	10:25:15.515
2 -	2:10.658 (3)	2.881	68.53	10:27:26.173
3 -	2:08.289 (2)	0.512	69.79	10:29:34.462
4 -	2:07.777 (1)		70.07	10:31:42.239

DIFF = Difference To Personal Best Lap

P25 118 BICNELL / LEWINGTON				
LAP	LAP TIME	DIFF	MPH	TIME OF DAY
1 -	2:09.537 (3)	1.326	69.12	10:24:22.437
2 -	2:10.391	2.180	68.67	10:26:32.828
3 -	2:08.974 (2)	0.763	69.42	10:28:41.802
4 -	2:08.211 (1)		69.84	10:30:50.013

P26 92 HILDIGE / DEELEY				
LAP	LAP TIME	DIFF	MPH	TIME OF DAY
1 -	2:16.638 (3)	8.069	65.53	10:25:14.433
2 -	2:11.184 (2)	2.615	68.25	10:27:25.617
3 -	2:08.569 (1)		69.64	10:29:34.186
4 -	2:16.643 P	8.074	65.53	10:31:50.829

P27 36 WALFORD / DUPLOCK				
LAP	LAP TIME	DIFF	MPH	TIME OF DAY
1 -	2:23.942 (3)	4.730	62.20	10:25:06.466
2 -	2:19.212 (1)		64.32	10:27:25.678
3 -	2:20.190 (2)	0.978	63.87	10:29:45.868

P28 19 MacBRIDE / BROWN				
LAP	LAP TIME	DIFF	MPH	TIME OF DAY
1 -	2:44.269 (3)	8.416	54.51	10:25:36.864
2 -	2:43.267 (2)	7.414	54.84	10:28:20.131
3 -	2:35.853 (1)		57.45	10:30:55.984

P29 58 KIRK / McARDLE				
LAP	LAP TIME	DIFF	MPH	TIME OF DAY
1 -	3:05.533 P		48.26	10:26:19.312

Weather / Track : Cloudy / Dry

BMCRC-MRO Championships 2013 - Donington GP

RKB/BMCRC F1 & F2 Sidecars

QUALIFYING - CLASSIFICATION

POS	NO	CL	PIC NAME	ENTRY	TIME	ON	LAPS	GAP	DIFF	MPH
1	133	F1	1 HEGARTY / NEAVE	Suzuki LCR -	1:37.732	5	6			91.62
2	100	F1	2 STEVENS / CHARLWOOD	Yamaha LCR - Assured Office Solutions	1:39.060	4	6	1.328	1.328	90.39
3	57	F1	3 BROWN / ANDERSON	Honda LCR -	1:41.518	2	4	3.786	2.458	88.20
4	48	F1	4 RYDER / HUGHES	Suzuki LCR - SRO	1:43.960	2	5	6.228	2.442	86.13
5	46	F1	5 BLEACKLEY / TWO	Yamaha Windle - PD Racing	1:44.639	3	5	6.907	0.679	85.57
6	145	F2	1 ATKINSON / KNAPTON	Suzuki LCR -	1:45.378	2	4	7.646	0.739	84.97
7	37	F1	6 KNIGHT / FISHWICK	Yamaha Redline - EDSB	1:45.552	2	3	7.820	0.174	84.83
8	25	F1	7 MacLAURIN / HOPE	Yamaha LCR -	1:46.769	2	5	9.037	1.217	83.86
9	5	F1	8 BIGGS / BIGGS	Yamaha LCR -	1:47.227	5	5	9.495	0.458	83.50
10	4	F2	2 LOCKEY / CAPEWELL	Honda Ireson - Real Racing	1:47.269	2	6	9.537	0.042	83.47
11	195	F1	9 SIRRELL / WAREHAM	Suzuki RSR - EDSB Fire & Security	1:49.731	4	5	11.999	2.462	81.60
12	88	F2	3 LONGMORE / LONGMORE	Honda DMR -	1:50.600	5	5	12.868	0.869	80.96
13	14	F2	4 CHRISTIE / CHRISTIE	Honda - Ryedale Pools	1:50.813	3	4	13.081	0.213	80.80
14	8	F2	5 ILARIA / SAUNDERS	Suzuki Windle - Powerhouse	1:52.477	4	5	14.745	1.664	79.61
15	11	F2	6 NICHOLLS / SKINNER	Kawasaki Lumley - Certain Exhibitions	1:52.499	2	5	14.767	0.022	79.59
16	58 *	F1	10 KIRK / McARDLE	Suzuki LCR -	1:52.562	3	5	14.830	0.063	79.55
17	95	F2	7 REMNANT / LAWRENCE	Kawasaki Lumley -	1:53.151	3	5	15.419	0.589	79.13
18	13	F1	11 RESTALL / NICHOLSON	Yamaha RCN -	1:53.366	5	5	15.634	0.215	78.98
19	7	F2	8 WARD / FIELD	Honda -	1:53.674	3	5	15.942	0.308	78.77
20	92	F1	12 HILDIGE / DEELEY	Suzuki Windle - Les King	1:53.722	3	4	15.990	0.048	78.73
21	33	F2	9 LUMLEY / WHITNALL	Kawasaki Lumley - Lumley Eng	1:54.412	2	5	16.680	0.690	78.26
22	136	F2	10 PARNELL / WILKES	Suzuki Shelbourne - Anglo Plant Ltd	1:54.497	2	5	16.765	0.085	78.20
23	99	F2	11 WALLIS / KILKENNY	Suzuki LCR -	1:58.101	1	2	20.369	3.604	75.82
24	30	F1	13 JAMES / JAMES	Suzuki LCR -	1:58.265	5	5	20.533	0.164	75.71
25	129	F2	12 STARK / GLASSON	Suzuki Windle -	1:58.983	5	5	21.251	0.718	75.25
26	45	F2	13 PETTMAN / SNASHALL	Yamaha Windle -	1:59.151	4	4	21.419	0.168	75.15
27	55	F2	14 COLE / CONN	Honda MR Equipe -	1:59.209	5	5	21.477	0.058	75.11
28	17	F2	15 WHITEMAN / SCHOFIELD	Suzuki Windle - Wicked eliquid	1:59.811	3	3	22.079	0.602	74.73
29	118	F2	16 BICNELL / LEWINGTON	Suzuki MR Equipe -	2:07.605	1	5	29.873	7.794	70.17
30	36	F2	17 WALFORD / DUPLOCK	Baker - Trail Ride Wales	2:07.875	4	4	30.143	0.270	70.02
31	19	F1	14 MacBRIDE / BROWN	Suzuki LCR -	2:25.550	2	4	47.818	17.675	61.52

* Sidecar 58 - No working transponder

Weather / Track : Cloudy / Dry

These results are provisional until the conclusion of any judicial and technical matters.

Donington Park GP

Circuit Length = 2.4873 miles

Start: 12:29 Flag 12:41 End: 12:43

Clerk Of Course :	Timekeeper :
-------------------	--------------

Results can be found at www.tsl-timing.com

Printed - 12:44 Saturday, 27 July 2013



BMCRC-MRO Championships 2013 - Donington GP

RKB/BMCRC F1 & F2 Sidecars

QUALIFYING - LAP ANALYSIS

DIFF = Difference To Personal Best Lap

P1 133 HEGARTY / NEAVE				
LAP	LAP TIME	DIFF	MPH	TIME OF DAY
1 -	1:37.885 (2)	0.153	91.47	12:33:37.792
2 -	1:39.220 (3)	1.488	90.24	12:35:17.012
3 -	1:39.922	2.190	89.61	12:36:56.934
4 -	1:39.479	1.747	90.01	12:38:36.413
5 -	1:37.732 (1)		91.62	12:40:14.145
6 -	1:40.177	2.445	89.38	12:41:54.322

P2 100 STEVENS / CHARLWOOD				
LAP	LAP TIME	DIFF	MPH	TIME OF DAY
1 -	1:40.403	1.343	89.18	12:33:41.280
2 -	1:39.155 (2)	0.095	90.30	12:35:20.435
3 -	1:40.190	1.130	89.37	12:37:00.625
4 -	1:39.060 (1)		90.39	12:38:39.685
5 -	1:39.373 (3)	0.313	90.10	12:40:19.058
6 -	1:49.348 P	10.288	81.88	12:42:08.406

P3 57 BROWN / ANDERSON				
LAP	LAP TIME	DIFF	MPH	TIME OF DAY
1 -	1:42.126 (2)	0.608	87.68	12:33:35.072
2 -	1:41.518 (1)		88.20	12:35:16.590
3 -	1:49.214 P	7.696	81.99	12:37:05.804
4 -	4:28.747 (3)	2:47.229	33.31	12:41:34.551

P4 48 RYDER / HUGHES				
LAP	LAP TIME	DIFF	MPH	TIME OF DAY
1 -	1:47.359 (3)	3.399	83.40	12:33:51.349
2 -	1:43.960 (1)		86.13	12:35:35.309
3 -	1:44.713 (2)	0.753	85.51	12:37:20.022
4 -	1:56.260	12.300	77.02	12:39:16.282
5 -	2:07.969	24.009	69.97	12:41:24.251

P5 46 BLEACKLEY / TWO				
LAP	LAP TIME	DIFF	MPH	TIME OF DAY
1 -	1:51.103	6.464	80.59	12:34:22.218
2 -	1:46.157 (3)	1.518	84.35	12:36:08.375
3 -	1:44.639 (1)		85.57	12:37:53.014
4 -	1:45.518 (2)	0.879	84.86	12:39:38.532
5 -	1:46.307	1.668	84.23	12:41:24.839

P6 145 ATKINSON / KNAPTON				
LAP	LAP TIME	DIFF	MPH	TIME OF DAY
1 -	1:46.228 (3)	0.850	84.29	12:33:37.557
2 -	1:45.378 (1)		84.97	12:35:22.935
3 -	1:46.122 (2)	0.744	84.37	12:37:09.057
4 -	1:46.894	1.516	83.76	12:38:55.951

P7 37 KNIGHT / FISHWICK				
LAP	LAP TIME	DIFF	MPH	TIME OF DAY
1 -	1:51.188 (2)	5.636	80.53	12:34:47.927
2 -	1:45.552 (1)		84.83	12:36:33.479
3 -	2:07.907 P	22.355	70.00	12:38:41.386

P8 25 MacLAURIN / HOPE				
LAP	LAP TIME	DIFF	MPH	TIME OF DAY
1 -	1:48.945 (3)	2.176	82.19	12:33:49.806

DIFF = Difference To Personal Best Lap

2 -	1:46.769 (1)		83.86	12:35:36.575
3 -	1:47.630 (2)	0.861	83.19	12:37:24.205
4 -	1:56.308	9.539	76.98	12:39:20.513
5 -	2:06.160	19.391	70.97	12:41:26.673

P9 5 BIGGS / BIGGS				
LAP	LAP TIME	DIFF	MPH	TIME OF DAY
1 -	1:49.294	2.067	81.92	12:34:30.817
2 -	1:48.868 (3)	1.641	82.25	12:36:19.685
3 -	1:47.511 (2)	0.284	83.28	12:38:07.196
4 -	1:50.682	3.455	80.90	12:39:57.878
5 -	1:47.227 (1)		83.50	12:41:45.105

P10 4 LOCKEY / CAPEWELL				
LAP	LAP TIME	DIFF	MPH	TIME OF DAY
1 -	1:47.556 (3)	0.287	83.25	12:33:57.696
2 -	1:47.269 (1)		83.47	12:35:44.965
3 -	1:47.451 (2)	0.182	83.33	12:37:32.416
4 -	1:47.820	0.551	83.05	12:39:20.236
5 -	1:52.267	4.998	79.76	12:41:12.503
6 -	1:50.411	3.142	81.10	12:43:02.914

P11 195 SIRRELL / WAREHAM				
LAP	LAP TIME	DIFF	MPH	TIME OF DAY
1 -	1:53.515 (3)	3.784	78.88	12:34:58.994
2 -	1:50.827 (2)	1.096	80.79	12:36:49.821
3 -	1:54.636	4.905	78.11	12:38:44.457
4 -	1:49.731 (1)		81.60	12:40:34.188
5 -	2:00.838 P	11.107	74.10	12:42:35.026

P12 88 LONGMORE / LONGMORE				
LAP	LAP TIME	DIFF	MPH	TIME OF DAY
1 -	1:53.296	2.696	79.03	12:34:04.622
2 -	1:51.389 (3)	0.789	80.38	12:35:56.011
3 -	1:51.611	1.011	80.22	12:37:47.622
4 -	1:51.024 (2)	0.424	80.65	12:39:38.646
5 -	1:50.600 (1)		80.96	12:41:29.246

P13 14 CHRISTIE / CHRISTIE				
LAP	LAP TIME	DIFF	MPH	TIME OF DAY
1 -	1:54.171 (3)	3.358	78.43	12:34:24.289
2 -	1:53.938 (2)	3.125	78.59	12:36:18.227
3 -	1:50.813 (1)		80.80	12:38:09.040
4 -	1:55.779	4.966	77.34	12:40:04.819

P14 8 ILARIA / SAUNDERS				
LAP	LAP TIME	DIFF	MPH	TIME OF DAY
1 -	1:54.419	1.942	78.26	12:34:25.480
2 -	1:55.548	3.071	77.49	12:36:21.028
3 -	1:52.755 (2)	0.278	79.41	12:38:13.783
4 -	1:52.477 (1)		79.61	12:40:06.260
5 -	1:52.944 (3)	0.467	79.28	12:41:59.204

P15 11 NICHOLLS / SKINNER				
LAP	LAP TIME	DIFF	MPH	TIME OF DAY
1 -	1:54.276 (2)	1.777	78.35	12:34:11.005
2 -	1:52.499 (1)		79.59	12:36:03.504
3 -	1:56.576 (3)	4.077	76.81	12:38:00.080

Donington Park GP

Circuit Length = 2.4873 miles

Start: 12:29 Flag 12:41 End: 12:43

Weather / Track : Cloudy / Dry

BMCRC-MRO Championships 2013 - Donington GP

RKB/BMCRC F1 & F2 Sidecars

QUALIFYING - LAP ANALYSIS

DIFF = Difference To Personal Best Lap

4 -	1:58.690	6.191	75.44	12:39:58.770
5 -	1:57.381	4.882	76.28	12:41:56.151

P16 58 KIRK / McARDLE

LAP	LAP TIME	DIFF	MPH	TIME OF DAY
1 -	1:54.860	2.298	77.95	12:34:23.755
2 -	1:56.098	3.536	77.12	12:36:19.853
3 -	1:52.562 (1)		79.55	12:38:12.415
4 -	1:53.267 (2)	0.705	79.05	12:40:05.682
5 -	1:54.354 (3)	1.792	78.30	12:42:00.036

P17 95 REMNANT / LAWRENCE

LAP	LAP TIME	DIFF	MPH	TIME OF DAY
1 -	1:57.083	3.932	76.47	12:34:15.576
2 -	1:54.751 (2)	1.600	78.03	12:36:10.327
3 -	1:53.151 (1)		79.13	12:38:03.478
4 -	1:55.807 (3)	2.656	77.32	12:39:59.285
5 -	1:55.831	2.680	77.30	12:41:55.116

P18 13 RESTALL / NICHOLSON

LAP	LAP TIME	DIFF	MPH	TIME OF DAY
1 -	1:56.859 (3)	3.493	76.62	12:35:01.486
2 -	2:00.046	6.680	74.59	12:37:01.532
3 -	1:54.153 (2)	0.787	78.44	12:38:55.685
4 -	1:57.510	4.144	76.20	12:40:53.195
5 -	1:53.366 (1)		78.98	12:42:46.561

P19 7 WARD / FIELD

LAP	LAP TIME	DIFF	MPH	TIME OF DAY
1 -	1:57.309	3.635	76.33	12:34:17.650
2 -	1:55.346	1.672	77.63	12:36:12.996
3 -	1:53.674 (1)		78.77	12:38:06.670
4 -	1:55.083 (2)	1.409	77.80	12:40:01.753
5 -	1:55.156 (3)	1.482	77.75	12:41:56.909

P20 92 HILDIGE / DEELEY

LAP	LAP TIME	DIFF	MPH	TIME OF DAY
1 -	1:59.932	6.210	74.66	12:34:15.953
2 -	1:57.315 (3)	3.593	76.32	12:36:13.268
3 -	1:53.722 (1)		78.73	12:38:06.990
4 -	1:56.544 (2)	2.822	76.83	12:40:03.534

P21 33 LUMLEY / WHITNALL

LAP	LAP TIME	DIFF	MPH	TIME OF DAY
1 -	1:55.957 (3)	1.545	77.22	12:34:10.951
2 -	1:54.412 (1)		78.26	12:36:05.363
3 -	1:55.289 (2)	0.877	77.66	12:38:00.652
4 -	1:59.298	4.886	75.05	12:39:59.950
5 -	1:57.472	3.060	76.22	12:41:57.422

P22 136 PARNELL / WILKES

LAP	LAP TIME	DIFF	MPH	TIME OF DAY
1 -	1:59.973	5.476	74.63	12:35:22.131
2 -	1:54.497 (1)		78.20	12:37:16.628
3 -	1:56.694 (2)	2.197	76.73	12:39:13.322
4 -	1:57.527	3.030	76.19	12:41:10.849
5 -	1:57.336 (3)	2.839	76.31	12:43:08.185

DIFF = Difference To Personal Best Lap

P23 99 WALLIS / KILKENNY

LAP	LAP TIME	DIFF	MPH	TIME OF DAY
1 -	1:58.101 (1)		75.82	12:34:22.101
2 -	2:02.959 (2)	4.858	72.82	12:36:25.060

P24 30 JAMES / JAMES

LAP	LAP TIME	DIFF	MPH	TIME OF DAY
1 -	2:04.011	5.746	72.20	12:35:00.313
2 -	1:59.942 (3)	1.677	74.65	12:37:00.255
3 -	2:00.207	1.942	74.49	12:39:00.462
4 -	1:59.048 (2)	0.783	75.21	12:40:59.510
5 -	1:58.265 (1)		75.71	12:42:57.775

P25 129 STARK / GLASSON

LAP	LAP TIME	DIFF	MPH	TIME OF DAY
1 -	2:03.888	4.905	72.27	12:34:59.106
2 -	2:00.813	1.830	74.11	12:36:59.919
3 -	1:59.121 (2)	0.138	75.17	12:38:59.040
4 -	1:59.389 (3)	0.406	75.00	12:40:58.429
5 -	1:58.983 (1)		75.25	12:42:57.412

P26 45 PETTMAN / SNASHALL

LAP	LAP TIME	DIFF	MPH	TIME OF DAY
1 -	2:03.908 (2)	4.757	72.26	12:34:58.882
2 -	2:11.414 P	12.263	68.13	12:37:10.296
3 -	2:41.838 (3)	42.687	55.32	12:39:52.134
4 -	1:59.151 (1)		75.15	12:41:51.285

P27 55 COLE / CONN

LAP	LAP TIME	DIFF	MPH	TIME OF DAY
1 -	2:02.340	3.131	73.19	12:35:09.854
2 -	2:00.726 (3)	1.517	74.17	12:37:10.580
3 -	2:01.517	2.308	73.68	12:39:12.097
4 -	1:59.757 (2)	0.548	74.77	12:41:11.854
5 -	1:59.209 (1)		75.11	12:43:11.063

P28 17 WHITEMAN / SCHOFIELD

LAP	LAP TIME	DIFF	MPH	TIME OF DAY
1 -	2:03.183 (3)	3.372	72.69	12:34:47.287
2 -	2:01.018 (2)	1.207	73.99	12:36:48.305
3 -	1:59.811 (1)		74.73	12:38:48.116

P29 118 BICNELL / LEWINGTON

LAP	LAP TIME	DIFF	MPH	TIME OF DAY
1 -	2:07.605 (1)		70.17	12:34:35.477
2 -	2:07.742 (2)	0.137	70.09	12:36:43.219
3 -	2:07.761 (3)	0.156	70.08	12:38:50.980
4 -	2:08.200	0.595	69.84	12:40:59.180
5 -	2:08.417	0.812	69.72	12:43:07.597

P30 36 WALFORD / DUPLOCK

LAP	LAP TIME	DIFF	MPH	TIME OF DAY
1 -	2:12.455	4.580	67.60	12:34:54.377
2 -	2:12.308 (3)	4.433	67.67	12:37:06.685
3 -	2:07.960 (2)	0.085	69.97	12:39:14.645
4 -	2:07.875 (1)		70.02	12:41:22.520

Weather / Track : Cloudy / Dry

Donington Park GP

Circuit Length = 2.4873 miles

Start: 12:29 Flag 12:41 End: 12:43

BMCRC-MRO Championships 2013 - Donington GP

RKB/BMCRC F1 & F2 Sidecars

QUALIFYING - LAP ANALYSIS

DIFF = Difference To Personal Best Lap

P31		19 MacBRIDE / BROWN		
LAP	LAP TIME	DIFF	MPH	TIME OF DAY
1 -	2:28.661	3.111	60.23	12:35:21.295
2 -	2:25.550 (1)		61.52	12:37:46.845
3 -	2:27.515 (3)	1.965	60.70	12:40:14.360
4 -	2:27.145 (2)	1.595	60.85	12:42:41.505

BMCRC-MRO Championships 2013 - Donington GP

RKB/BMCRC F1 & F2 Sidecars

RACE 7 - GRID

ROW 16		2:25.550	31	19	MacBRIDE / BROWN	
ROW 15		2:07.875	30	36	WALFORD / DUPLOCK	2:07.605
ROW 14	1:59.811		28	17	WHITEMAN / SCHOFIELD	1:59.209
ROW 13		1:59.151	26	45	PETTMAN / SNASHALL	1:58.983
ROW 12	1:58.265		24	30	JAMES / JAMES	1:58.101
ROW 11		1:54.497	22	136	PARNELL / WILKES	1:54.412
ROW 10	1:53.722		20	92	HILDIGE / DEELEY	1:53.674
ROW 9		1:53.366	18	13	RESTALL / NICHOLSON	1:53.151
ROW 8	1:52.562		16	58	KIRK / McARDLE	1:52.499
ROW 7		1:52.477	14	8	ILARIA / SAUNDERS	1:50.813
ROW 6	1:50.600		12	88	LONGMORE / LONGMORE	1:49.731
ROW 5		1:47.269	10	4	LOCKEY / CAPEWELL	1:47.227
ROW 4	1:46.769		8	25	MacLAURIN / HOPE	1:45.552
ROW 3		1:45.378	6	145	ATKINSON / KNAPTON	1:44.639
ROW 2	1:43.960		4	48	RYDER / HUGHES	1:41.518
ROW 1		1:39.060	2	100	STEVENS / CHARLWOOD	1:37.732
					1	133
						Pole

Donington Park GP
Circuit Length = 2.4873 miles

These results are provisional until the conclusion of any judicial and technical matters.

Clerk Of Course :		Timekeeper :
-------------------	--	--------------

Results can be found at www.tsl-timing.com

Printed - 12:46 Saturday, 27 July 2013



BMCRC-MRO Championships 2013 - Donington GP

RKB/BMCRC F1 & F2 Sidecars

RACE 7 - CLASSIFICATION

POS	NO	CL	PIC NAME	ENTRY	LAPS	TIME	GAP	DIFF	MPH	BEST	ON
1	57	F1	1 BROWN / ANDERSON	Honda LCR -	7	11:41.930			89.29	1:38.817	4
2	100	F1	2 STEVENS / CHARLWOOD	Yamaha LCR - Assured Office Solutions	7	11:46.997	5.067	5.067	88.65	1:39.507	3
3	48	F1	3 RYDER / HUGHES	Suzuki LCR - SRO	7	12:24.297	42.367	37.300	84.21	1:43.755	5
4	46	F1	4 BLEACKLEY / TWO	Yamaha Windle - PD Racing	7	12:32.155	50.225	7.858	83.33	1:45.111	3
5	5	F1	5 BIGGS / BIGGS	Yamaha LCR -	7	12:36.390	54.460	4.235	82.86	1:46.161	3
6	4	F2	1 LOCKEY / CAPEWELL	Honda Ireson - Real Racing	7	12:41.590	59.660	5.200	82.30	1:47.316	3
7	14	F2	2 CHRISTIE / CHRISTIE	Honda - Ryedale Pools	7	12:53.220	1:11.290	11.630	81.06	1:48.641	2
8	8	F2	3 ILARIA / SAUNDERS	Suzuki Windle - Powerhouse	7	12:56.797	1:14.867	3.577	80.69	1:49.013	3
9	11	F2	4 NICHOLLS / SKINNER	Kawasaki Lumley - Certain Exhibitions	7	13:03.210	1:21.280	6.413	80.03	1:50.200	2
10	95	F2	5 REMNANT / LAWRENCE	Kawasaki Lumley -	7	13:36.791	1:54.861	33.581	76.74	1:54.132	5
11	33	F2	6 LUMLEY / WHITNALL	Kawasaki Lumley - Lumley Eng	7	13:37.646	1:55.716	0.855	76.66	1:55.182	6
12	92	F1	6 HILDIGE / DEELEY	Suzuki Windle - Les King	6	11:42.981	1 Lap	1 Lap	76.42	1:54.893	6
13	136	F2	7 PARNELL / WILKES	Suzuki Shelbourne - Anglo Plant Ltd	6	11:46.090	1 Lap	3.109	76.09	1:55.305	3
14	30	F1	7 JAMES / JAMES	Suzuki LCR -	6	11:48.101	1 Lap	2.011	75.87	1:55.450	6
15	45	F2	8 PETTMAN / SNASHALL	Yamaha Windle -	6	12:05.788	1 Lap	17.687	74.02	1:58.074	3
16	129	F2	9 STARK / GLASSON	Suzuki Windle -	6	12:05.966	1 Lap	0.178	74.00	1:57.724	5
17	55	F2	10 COLE / CONN	Honda MR Equipe -	6	12:07.697	1 Lap	1.731	73.83	1:59.235	3
18	118	F2	11 BICNELL / LEWINGTON	Suzuki MR Equipe -	6	12:44.559	1 Lap	36.862	70.27	2:05.217	2
19	19	F1	8 MacBRIDE / BROWN	Suzuki LCR -	5	12:53.855	2 Laps	1 Lap	57.85	2:30.829	3

NOT CLASSIFIED

DNF	133	F1	HEGARTY / NEAVE	Suzuki LCR -	7	11:55.081	13.151	0.000	87.65	1:36.863	3
DNF	7	F2	WARD / FIELD	Honda -	6	11:30.374	1 Lap	1 Lap	77.82	1:52.842	6
DNF	17	F2	WHITEMAN / SCHOFIELD	Suzuki Windle - Wicked eliquid	4	8:05.061	3 Laps	2 Laps	73.84	1:58.139	2
DNF	36	F2	WALFORD / DUPLOCK	Baker - Trail Ride Wales	4	8:53.343	3 Laps	48.282	67.15	2:11.094	3

FASTEST LAP

133	F1	HEGARTY / NEAVE	Suzuki LCR -	3	1:36.863	92.44 mph	148.77 kph
4	F2	LOCKEY / CAPEWELL	Honda Ireson - Real Racing	3	1:47.316	83.44 mph	134.28 kph

Weather / Track : Cloudy / Dry

These results are provisional until the conclusion of any judicial and technical matters.

Donington Park GP

Circuit Length = 2.4873 miles

Start: 16:51 Flag 17:03 End: 17:05

Clerk Of Course :	Timekeeper :
-------------------	--------------

Results can be found at www.tsl-timing.com

Printed - 17:07 Saturday, 27 July 2013



BMCRC-MRO Championships 2013 - Donington GP

RKB/BMCRC F1 & F2 Sidecars

RACE 7 - LAP CHART

LAP 1		
NO	BEHIND	LAP TIME

133		1:40.045
100	2.322	1:42.367
57	2.699	1:42.744
46	8.548	1:48.593
5	12.536	1:52.581
48	12.664	1:52.709
4	13.933	1:53.978
14	15.140	1:55.185
8	15.616	1:55.661
11	15.838	1:55.883
92	19.056	1:59.101
7	20.787	2:00.832
33	21.690	2:01.735
95	21.821	2:01.866
136	22.912	2:02.957
30	25.614	2:05.659
55	26.552	2:06.597
17	28.500	2:08.545
45	29.680	2:09.725
129	31.361	2:11.406
118	31.430	2:11.475
36	37.062	2:17.107
19	59.735	2:39.780

LAP 2		
NO	BEHIND	LAP TIME

133		1:37.327
57	4.717	1:39.345
100	5.511	1:40.516
46	16.404	1:45.183
48	19.969	1:44.632
5	22.259	1:47.050
4	24.558	1:47.952
14	26.454	1:48.641
8	27.413	1:49.124
11	28.711	1:50.200
92	37.111	1:55.382
7	38.527	1:55.067
95	38.934	1:54.440
33	39.703	1:55.340
136	41.394	1:55.809
30	45.409	1:57.122
17	49.312	1:58.139
55	50.825	2:01.600
45	51.891	1:59.538
129	53.554	1:59.520
118	59.320	2:05.217
36	1:11.155	2:11.420

LAP 3		
NO	BEHIND	LAP TIME

133		1:36.863
57	6.904	1:39.050
100	8.155	1:39.507
19	1 Lap	2:32.925
46	24.652	1:45.111
48	28.897	1:45.791
5	31.557	1:46.161
4	35.011	1:47.316
8	39.563	1:49.013
14	39.876	1:50.285

11	42.876	1:51.028
7	55.972	1:54.308
92	58.155	1:57.907
33	59.001	1:56.161
95	59.148	1:57.077
136	59.836	1:55.305
30	1:05.599	1:57.053
17	1:11.540	1:59.091
45	1:13.102	1:58.074
55	1:13.197	1:59.235
129	1:14.879	1:58.188
118	1:31.627	2:09.170

LAP 4		
NO	BEHIND	LAP TIME

133		1:37.290
36	1 Lap	2:11.094
57	8.431	1:38.817
100	10.886	1:40.021
46	33.380	1:46.018
48	37.142	1:45.535
5	41.381	1:47.114
4	45.953	1:48.232
14	53.428	1:50.842
8	54.715	1:52.442
11	57.062	1:51.476
19	1 Lap	2:30.829
7	1:12.596	1:53.914
95	1:18.449	1:56.591
33	1:19.352	1:57.641
92	1:19.515	1:58.650
136	1:20.566	1:58.020
30	1:23.818	1:55.509
17	1:33.536	1:59.286
45	1:34.378	1:58.566
129	1:35.890	1:58.301
55	1:36.392	2:00.485

LAP 5		
NO	BEHIND	LAP TIME

133		1:37.085
57	11.283	1:39.937
100	14.359	1:40.558
118	1 Lap	2:05.904
46	43.324	1:47.029
48	43.812	1:43.755
36	1 Lap	2:13.722
5	51.187	1:46.891
4	56.256	1:47.388
14	1:06.169	1:49.826
8	1:07.373	1:49.743
11	1:11.113	1:51.136
7	1:28.922	1:53.411
95	1:35.496	1:54.132
33	1:37.937	1:55.670
92	1:39.478	1:57.048

LAP 6		
NO	BEHIND	LAP TIME

133		1:39.709
136	1 Lap	1:58.297
30	1 Lap	1:57.308
57	12.127	1:40.553

100	16.543	1:41.893
45	1 Lap	1:59.030
129	1 Lap	1:57.724
55	1 Lap	1:59.861
19	2 Laps	2:32.904
118	1 Lap	2:06.515
48	50.052	1:45.949
46	53.642	1:50.027
5	59.412	1:47.934
4	1:04.874	1:48.327
14	1:15.998	1:49.538
8	1:18.273	1:50.609
11	1:22.593	1:51.189
7	1:42.055	1:52.842
95	1:50.884	1:55.097
33	1:53.410	1:55.182

LAP 7		
NO	BEHIND	LAP TIME

57		1:41.484
92	1 Lap	1:54.893
136	1 Lap	1:55.702
100	5.067	1:42.135
30	1 Lap	1:55.450
133	13.151	2:06.762 P
45	1 Lap	2:00.855
129	1 Lap	2:00.827
55	1 Lap	1:59.919
48	42.367	1:45.926
46	50.225	1:50.194
5	54.460	1:48.659
4	59.660	1:48.397
118	1 Lap	2:06.278
14	1:11.290	1:48.903
19	2 Laps	2:37.417
8	1:14.867	1:50.205
11	1:21.280	1:52.298
95	1:54.861	1:57.588
33	1:55.716	1:55.917

Weather / Track : Cloudy / Dry

Results can be found at www.tsl-timing.com

Donington Park GP
Circuit Length = 2.4873 miles
Start: 16:51 Flag 17:03 End: 17:05

Printed - 17:08 Saturday, 27 July 2013

BMCRG-MRO Championships 2013 - Donington GP

RKB/BMCRG F1 & F2 Sidecars

RACE 7 - LAP ANALYSIS

DIFF = Difference To Personal Best Lap

P1 57 BROWN / ANDERSON				
LAP	LAP TIME	DIFF	MPH	TIME OF DAY
1 -	1:42.744	3.927	87.15	16:53:07.421
2 -	1:39.345 (3)	0.528	90.13	16:54:46.766
3 -	1:39.050 (2)	0.233	90.40	16:56:25.816
4 -	1:38.817 (1)		90.61	16:58:04.633
5 -	1:39.937	1.120	89.60	16:59:44.570
6 -	1:40.553	1.736	89.05	17:01:25.123
7 -	1:41.484	2.667	88.23	17:03:06.607

P2 100 STEVENS / CHARLWOOD				
LAP	LAP TIME	DIFF	MPH	TIME OF DAY
1 -	1:42.367	2.860	87.47	16:53:07.044
2 -	1:40.516 (3)	1.009	89.08	16:54:47.560
3 -	1:39.507 (1)		89.98	16:56:27.067
4 -	1:40.021 (2)	0.514	89.52	16:58:07.088
5 -	1:40.558	1.051	89.04	16:59:47.646
6 -	1:41.893	2.386	87.88	17:01:29.539
7 -	1:42.135	2.628	87.67	17:03:11.674

P3 48 RYDER / HUGHES				
LAP	LAP TIME	DIFF	MPH	TIME OF DAY
1 -	1:52.709	8.954	79.44	16:53:17.386
2 -	1:44.632 (2)	0.877	85.58	16:55:02.018
3 -	1:45.791	2.036	84.64	16:56:47.809
4 -	1:45.535 (3)	1.780	84.84	16:58:33.344
5 -	1:43.755 (1)		86.30	17:00:17.099
6 -	1:45.949	2.194	84.51	17:02:03.048
7 -	1:45.926	2.171	84.53	17:03:48.974

P4 46 BLEACKLEY / TWO				
LAP	LAP TIME	DIFF	MPH	TIME OF DAY
1 -	1:48.593	3.482	82.45	16:53:13.270
2 -	1:45.183 (2)	0.072	85.13	16:54:58.453
3 -	1:45.111 (1)		85.19	16:56:43.564
4 -	1:46.018 (3)	0.907	84.46	16:58:29.582
5 -	1:47.029	1.918	83.66	17:00:16.611
6 -	1:50.027	4.916	81.38	17:02:06.638
7 -	1:50.194	5.083	81.26	17:03:56.832

P5 5 BIGGS / BIGGS				
LAP	LAP TIME	DIFF	MPH	TIME OF DAY
1 -	1:52.581	6.420	79.53	16:53:17.258
2 -	1:47.050 (3)	0.889	83.64	16:55:04.308
3 -	1:46.161 (1)		84.34	16:56:50.469
4 -	1:47.114	0.953	83.59	16:58:37.583
5 -	1:46.891 (2)	0.730	83.77	17:00:24.474
6 -	1:47.934	1.773	82.96	17:02:12.408
7 -	1:48.659	2.498	82.40	17:04:01.067

P6 4 LOCKEY / CAPEWELL				
LAP	LAP TIME	DIFF	MPH	TIME OF DAY
1 -	1:53.978	6.662	78.56	16:53:18.655
2 -	1:47.952 (3)	0.636	82.94	16:55:06.607
3 -	1:47.316 (1)		83.44	16:56:53.923
4 -	1:48.232	0.916	82.73	16:58:42.155
5 -	1:47.388 (2)	0.072	83.38	17:00:29.543
6 -	1:48.327	1.011	82.66	17:02:17.870
7 -	1:48.397	1.081	82.60	17:04:06.267

DIFF = Difference To Personal Best Lap

P7 14 CHRISTIE / CHRISTIE				
LAP	LAP TIME	DIFF	MPH	TIME OF DAY
1 -	1:55.185	6.544	77.73	16:53:19.862
2 -	1:48.641 (1)		82.42	16:55:08.503
3 -	1:50.285	1.644	81.19	16:56:58.788
4 -	1:50.842	2.201	80.78	16:58:49.630
5 -	1:49.826	1.185	81.53	17:00:39.456
6 -	1:49.538 (3)	0.897	81.74	17:02:28.994
7 -	1:48.903 (2)	0.262	82.22	17:04:17.897

P8 8 ILARIA / SAUNDERS				
LAP	LAP TIME	DIFF	MPH	TIME OF DAY
1 -	1:55.661	6.648	77.41	16:53:20.338
2 -	1:49.124 (2)	0.111	82.05	16:55:09.462
3 -	1:49.013 (1)		82.14	16:56:58.475
4 -	1:52.442	3.429	79.63	16:58:50.917
5 -	1:49.743 (3)	0.730	81.59	17:00:40.660
6 -	1:50.609	1.596	80.95	17:02:31.269
7 -	1:50.205	1.192	81.25	17:04:21.474

P9 11 NICHOLLS / SKINNER				
LAP	LAP TIME	DIFF	MPH	TIME OF DAY
1 -	1:55.883	5.683	77.27	16:53:20.560
2 -	1:50.200 (1)		81.25	16:55:10.760
3 -	1:51.028 (2)	0.828	80.65	16:57:01.788
4 -	1:51.476	1.276	80.32	16:58:53.264
5 -	1:51.136 (3)	0.936	80.57	17:00:44.400
6 -	1:51.189	0.989	80.53	17:02:35.589
7 -	1:52.298	2.098	79.73	17:04:27.887

P10 95 REMNANT / LAWRENCE				
LAP	LAP TIME	DIFF	MPH	TIME OF DAY
1 -	2:01.866	7.734	73.47	16:53:26.543
2 -	1:54.440 (2)	0.308	78.24	16:55:20.983
3 -	1:57.077	2.945	76.48	16:57:18.060
4 -	1:56.591	2.459	76.80	16:59:14.651
5 -	1:54.132 (1)		78.45	17:01:08.783
6 -	1:55.097 (3)	0.965	77.79	17:03:03.880
7 -	1:57.588	3.456	76.15	17:05:01.468

P11 33 LUMLEY / WHITNALL				
LAP	LAP TIME	DIFF	MPH	TIME OF DAY
1 -	2:01.735	6.553	73.55	16:53:26.412
2 -	1:55.340 (2)	0.158	77.63	16:55:21.752
3 -	1:56.161	0.979	77.08	16:57:17.913
4 -	1:57.641	2.459	76.11	16:59:15.554
5 -	1:55.670 (3)	0.488	77.41	17:01:11.224
6 -	1:55.182 (1)		77.74	17:03:06.406
7 -	1:55.917	0.735	77.24	17:05:02.323

P12 92 HILDIGE / DEELEY				
LAP	LAP TIME	DIFF	MPH	TIME OF DAY
1 -	1:59.101	4.208	75.18	16:53:23.778
2 -	1:55.382 (2)	0.489	77.60	16:55:19.160
3 -	1:57.907	3.014	75.94	16:57:17.067
4 -	1:58.650	3.757	75.46	16:59:15.717
5 -	1:57.048 (3)	2.155	76.50	17:01:12.765
6 -	1:54.893 (1)		77.93	17:03:07.658

Weather / Track : Cloudy / Dry

Donington Park GP

Circuit Length = 2.4873 miles

Start: 16:51 Flag 17:03 End: 17:05

BMCRC-MRO Championships 2013 - Donington GP

RKB/BMCRC F1 & F2 Sidecars

RACE 7 - LAP ANALYSIS

DIFF = Difference To Personal Best Lap

P13 136 PARNELL / WILKES				
LAP	LAP TIME	DIFF	MPH	TIME OF DAY

1 -	2:02.957	7.652	72.82	16:53:27.634
2 -	1:55.809 (3)	0.504	77.32	16:55:23.443
3 -	1:55.305 (1)		77.65	16:57:18.748
4 -	1:58.020	2.715	75.87	16:59:16.768
5 -	1:58.297	2.992	75.69	17:01:15.065
6 -	1:55.702 (2)	0.397	77.39	17:03:10.767

P14 30 JAMES / JAMES				
LAP	LAP TIME	DIFF	MPH	TIME OF DAY

1 -	2:05.659	10.209	71.25	16:53:30.336
2 -	1:57.122	1.672	76.45	16:55:27.458
3 -	1:57.053 (3)	1.603	76.49	16:57:24.511
4 -	1:55.509 (2)	0.059	77.52	16:59:20.020
5 -	1:57.308	1.858	76.33	17:01:17.328
6 -	1:55.450 (1)		77.56	17:03:12.778

P15 45 PETTMAN / SNASHALL				
LAP	LAP TIME	DIFF	MPH	TIME OF DAY

1 -	2:09.725	11.651	69.02	16:53:34.402
2 -	1:59.538	1.464	74.90	16:55:33.940
3 -	1:58.074 (1)		75.83	16:57:32.014
4 -	1:58.566 (2)	0.492	75.52	16:59:30.580
5 -	1:59.030 (3)	0.956	75.22	17:01:29.610
6 -	2:00.855	2.781	74.09	17:03:30.465

P16 129 STARK / GLASSON				
LAP	LAP TIME	DIFF	MPH	TIME OF DAY

1 -	2:11.406	13.682	68.14	16:53:36.083
2 -	1:59.520	1.796	74.92	16:55:35.603
3 -	1:58.188 (2)	0.464	75.76	16:57:33.791
4 -	1:58.301 (3)	0.577	75.69	16:59:32.092
5 -	1:57.724 (1)		76.06	17:01:29.816
6 -	2:00.827	3.103	74.10	17:03:30.643

P17 55 COLE / CONN				
LAP	LAP TIME	DIFF	MPH	TIME OF DAY

1 -	2:06.597	7.362	70.73	16:53:31.274
2 -	2:01.600	2.365	73.63	16:55:32.874
3 -	1:59.235 (1)		75.09	16:57:32.109
4 -	2:00.485	1.250	74.32	16:59:32.594
5 -	1:59.861 (2)	0.626	74.70	17:01:32.455
6 -	1:59.919 (3)	0.684	74.67	17:03:32.374

P18 118 BICNELL / LEWINGTON				
LAP	LAP TIME	DIFF	MPH	TIME OF DAY

1 -	2:11.475	6.258	68.10	16:53:36.152
2 -	2:05.217 (1)		71.51	16:55:41.369
3 -	2:09.170	3.953	69.32	16:57:50.539
4 -	2:05.904 (2)	0.687	71.12	16:59:56.443
5 -	2:06.515	1.298	70.77	17:02:02.958
6 -	2:06.278 (3)	1.061	70.91	17:04:09.236

P19 19 MacBRIDE / BROWN				
LAP	LAP TIME	DIFF	MPH	TIME OF DAY

1 -	2:39.780	8.951	56.04	16:54:04.457
-----	----------	-------	-------	--------------

DIFF = Difference To Personal Best Lap

2 -	2:32.925 (3)	2.096	58.55	16:56:37.382
3 -	2:30.829 (1)		59.36	16:59:08.211
4 -	2:32.904 (2)	2.075	58.56	17:01:41.115
5 -	2:37.417	6.588	56.88	17:04:18.532

P20 133 HEGARTY / NEAVE				
LAP	LAP TIME	DIFF	MPH	TIME OF DAY

1 -	1:40.045	3.182	89.50	16:53:04.722
2 -	1:37.327	0.464	92.00	16:54:42.049
3 -	1:36.863 (1)		92.44	16:56:18.912
4 -	1:37.290 (3)	0.427	92.03	16:57:56.202
5 -	1:37.085 (2)	0.222	92.23	16:59:33.287
6 -	1:39.709	2.846	89.80	17:01:12.996
7 -	2:06.762 P	29.899	70.63	17:03:19.758

P21 7 WARD / FIELD				
LAP	LAP TIME	DIFF	MPH	TIME OF DAY

1 -	2:00.832	7.990	74.10	16:53:25.509
2 -	1:55.067	2.225	77.81	16:55:20.576
3 -	1:54.308	1.466	78.33	16:57:14.884
4 -	1:53.914 (3)	1.072	78.60	16:59:08.798
5 -	1:53.411 (2)	0.569	78.95	17:01:02.209
6 -	1:52.842 (1)		79.35	17:02:55.051

P22 17 WHITEMAN / SCHOFIELD				
LAP	LAP TIME	DIFF	MPH	TIME OF DAY

1 -	2:08.545	10.406	69.65	16:53:33.222
2 -	1:58.139 (1)		75.79	16:55:31.361
3 -	1:59.091 (2)	0.952	75.19	16:57:30.452
4 -	1:59.286 (3)	1.147	75.06	16:59:29.738

P23 36 WALFORD / DUPLOCK				
LAP	LAP TIME	DIFF	MPH	TIME OF DAY

1 -	2:17.107	6.013	65.30	16:53:41.784
2 -	2:11.420 (2)	0.326	68.13	16:55:53.204
3 -	2:11.094 (1)		68.30	16:58:04.298
4 -	2:13.722 (3)	2.628	66.96	17:00:18.020

Weather / Track : Cloudy / Dry

Donington Park GP

Circuit Length = 2.4873 miles

Start: 16:51 Flag 17:03 End: 17:05

BMCRC-MRO Championships 2013 - Donington GP

RKB/BMCRC F1 & F2 Sidecars

RACE 6 - GRID

ROW 16		31	37 KNIGHT / FISHWICK			
ROW 15		30	99 WALLIS / KILKENNY	29	88 LONGMORE / LONGMORE	
ROW 14	28	13 RESTALL / NICHOLSON		27	25 MacLAURIN / HOPE	
ROW 13		26	58 KIRK / McARDLE		25	145 ATKINSON / KNAPTON
ROW 12	24	195 SIRRELL / WAREHAM		23	36 WALFORD / DUPLOCK	
ROW 11		22	17 WHITEMAN / SCHOFIELD		21	7 WARD / FIELD
ROW 10	20	133 HEGARTY / NEAVE		19	19 MacBRIDE / BROWN	
ROW 9		18	118 BICNELL / LEWINGTON		17	55 COLE / CONN
ROW 8	16	129 STARK / GLASSON		15	45 PETTMAN / SNASHALL	
ROW 7		14	30 JAMES / JAMES		13	136 PARNELL / WILKES
ROW 6	12	92 HILDIGE / DEELEY		11	33 LUMLEY / WHITNALL	
ROW 5		10	95 REMNANT / LAWRENCE		9	11 NICHOLLS / SKINNER
ROW 4	8	8 ILARIA / SAUNDERS		7	14 CHRISTIE / CHRISTIE	
ROW 3		6	4 LOCKEY / CAPEWELL		5	5 BIGGS / BIGGS
ROW 2	4	46 BLEACKLEY / TWO		3	48 RYDER / HUGHES	
ROW 1		2	100 STEVENS / CHARLWOOD		1	57 BROWN / ANDERSON
						Pole

Donington Park GP
Circuit Length = 2.4873 miles

These results are provisional until the conclusion of any judicial and technical matters.

Clerk Of Course :		Timekeeper :
-------------------	--	--------------

Results can be found at www.tsl-timing.com

Printed - 17:13 Saturday, 27 July 2013



BMCRC-MRO Championships 2013 - Donington GP

RKB/BMCRC F1 & F2 Sidecars

RACE 6 - CLASSIFICATION

POS	NO	CL	PIC NAME	ENTRY	LAPS	TIME	GAP	DIFF	MPH	BEST	ON
1	57	F1	1 BROWN / ANDERSON	Honda LCR -	8	13:38.504			87.52	1:39.885	2
2	48	F1	2 RYDER / HUGHES	Suzuki LCR - SRO	8	14:15.966	37.462	37.462	83.68	1:43.157	5
3	25	F1	3 MacLAURIN / HOPE	Yamaha LCR -	8	14:24.239	45.735	8.273	82.88	1:45.437	5
4	4	F2	1 LOCKEY / CAPEWELL	Honda Ireson - Real Racing	8	14:25.688	47.184	1.449	82.74	1:46.472	4
5	145	F2	2 ATKINSON / KNAPTON	Suzuki LCR -	8	14:25.916	47.412	0.228	82.72	1:45.534	7
6	5	F1	4 BIGGS / BIGGS	Yamaha LCR -	8	14:26.526	48.022	0.610	82.66	1:45.209	7
7	14	F2	3 CHRISTIE / CHRISTIE	Honda - Ryedale Pools	8	14:40.850	1:02.346	14.324	81.32	1:48.593	3
8	11	F2	4 NICHOLLS / SKINNER	Kawasaki Lumley - Certain Exhibitions	8	14:50.002	1:11.498	9.152	80.48	1:49.788	8
9	8	F2	5 ILARIA / SAUNDERS	Suzuki Windle - Powerhouse	8	14:50.676	1:12.172	0.674	80.42	1:48.138	7
10	99	F2	6 WALLIS / KILKENNY	Suzuki LCR -	8	14:53.829	1:15.325	3.153	80.14	1:48.922	8
11	88	F2	7 LONGMORE / LONGMORE	Honda DMR -	8	14:54.864	1:16.360	1.035	80.05	1:49.100	6
12	46	F1	5 BLEACKLEY / TWO	Yamaha Windle - PD Racing	8	14:59.650	1:21.146	4.786	79.62	1:48.326	3
13	13	F1	6 RESTALL / NICHOLSON	Yamaha RCN -	8	15:16.795	1:38.291	17.145	78.13	1:51.031	6
14	7	F2	8 WARD / FIELD	Honda -	8	15:23.994	1:45.490	7.199	77.52	1:53.482	7
15	92	F1	7 HILDIGE / DEELEY	Suzuki Windle - Les King	8	15:24.108	1:45.604	0.114	77.51	1:52.161	8
16	33	F2	9 LUMLEY / WHITNALL	Kawasaki Lumley - Lumley Eng	8	15:25.621	1:47.117	1.513	77.39	1:52.195	2
17	136	F2	10 PARNELL / WILKES	Suzuki Shelbourne - Anglo Plant Ltd	8	15:30.245	1:51.741	4.624	77.00	1:53.381	7
18	30	F1	8 JAMES / JAMES	Suzuki LCR -	7	13:44.329	1 Lap	1 Lap	76.03	1:55.271	5
19	45	F2	11 PETTMAN / SNASHALL	Yamaha Windle -	7	13:52.163	1 Lap	7.834	75.32	1:57.098	6
20	17	F2	12 WHITEMAN / SCHOFIELD	Suzuki Windle - Wicked eliquid	7	14:10.839	1 Lap	18.676	73.66	1:58.507	5
21	129	F2	13 STARK / GLASSON	Suzuki Windle -	7	14:19.333	1 Lap	8.494	72.94	1:58.002	7
22	55	F2	14 COLE / CONN	Honda MR Equipe -	7	14:55.303	1 Lap	35.970	70.01	2:00.482	5
23	118	F2	15 BICNELL / LEWINGTON	Suzuki MR Equipe -	7	15:15.400	1 Lap	20.097	68.47	2:03.394	7
24	36	F2	16 WALFORD / DUPLOCK	Baker - Trail Ride Wales	7	15:22.816	1 Lap	7.416	67.92	2:09.329	7
25	19	F1	9 MacBRIDE / BROWN	Suzuki LCR -	6	14:49.630	2 Laps	1 Lap	60.39	2:22.229	5

NOT CLASSIFIED

DNF	95	F2	REMNANT / LAWRENCE	Kawasaki Lumley -	4	8:01.963	4 Laps	2 Laps	74.31	1:55.280	3
DNF	37 *	F1	KNIGHT / PAWSEY	Yamaha Redline - EDSB	3	6:05.650	5 Laps	1 Lap	73.46	1:47.869	2
DNF	58	F1	KIRK / FRAMTON	Suzuki LCR -	2	4:08.622	6 Laps	1 Lap	72.03	2:00.477	2
DNF	133	F1	HEGARTY / NEAVE	Suzuki LCR -	1	1:53.533	7 Laps	1 Lap	78.87	1:53.533	1
DNF	100	F1	STEVENS / CHARLWOOD	Yamaha LCR - Assured Office Solutions	1	2:33.811	7 Laps	40.278	58.21		

FASTEST LAP

57	F1	BROWN / ANDERSON	Honda LCR -	2	1:39.885	89.64 mph	144.27 kph
145	F2	ATKINSON / KNAPTON	Suzuki LCR -	7	1:45.534	84.84 mph	136.55 kph

* Sidecar 37 - No working transponder

Donington Park GP
Circuit Length = 2.4873 miles
Start: 11:51 Flag 12:05 End: 12:07

Weather / Track : Cloudy / Dry

These results are provisional until the conclusion of any judicial and technical matters.

Clerk Of Course :		Timekeeper :
-------------------	--	--------------

Results can be found at www.tsl-timing.com

Printed - 12:07 Sunday, 28 July 2013



BMCR-C MRO Championships 2013 - Donington GP

RKB/BMCR F1 & F2 Sidecars

RACE 6 - LAP CHART

LAP 1		
NO	BEHIND	LAP TIME

57		1:44.692
14	8.278	1:52.970
133	8.841	1:53.533
4	8.856	1:53.548
46	9.654	1:54.346
11	11.511	1:56.203
5	12.049	1:56.741
8	13.475	1:58.167
145	13.486	1:58.178
48	13.714	1:58.406
33	14.522	1:59.214
25	14.637	1:59.329
37	14.977	1:59.669
7	16.774	2:01.466
88	17.760	2:02.452
99	18.514	2:03.206
95	19.533	2:04.225
92	19.672	2:04.364
136	20.501	2:05.193
30	20.801	2:05.493
13	21.257	2:05.949
45	22.488	2:07.180
58	23.453	2:08.145
17	26.639	2:11.331
129	27.936	2:12.628
55	28.269	2:12.961
36	32.543	2:17.235
100	49.119	2:33.811 P
19	50.308	2:35.000
118	58.039	2:42.731

LAP 2		
NO	BEHIND	LAP TIME

57		1:39.885
4	16.901	1:47.930
14	17.924	1:49.531
46	19.124	1:49.355
5	21.710	1:49.546
145	21.935	1:48.334
48	22.069	1:48.240
37	22.961	1:47.869
11	23.453	1:51.827
25	23.600	1:48.848
33	26.832	1:52.195
8	26.981	1:53.391
88	28.078	1:50.203
99	30.151	1:51.522
7	33.744	1:56.855
92	33.971	1:54.184
95	35.167	1:55.519
13	35.887	1:54.515
136	36.486	1:55.870
30	38.169	1:57.253
45	40.532	1:57.929
58	44.045	2:00.477
17	50.393	2:03.639
129	50.996	2:02.945
36	1:04.349	2:11.691
55	1:20.715	2:32.331
118	1:22.506	2:04.352
19	1:38.373	2:27.950

LAP 3		
NO	BEHIND	LAP TIME

57		1:40.100
4	23.413	1:46.612
14	26.417	1:48.593
46	27.350	1:48.326
48	29.027	1:47.058
5	29.039	1:47.429
145	30.260	1:48.425
25	30.393	1:46.893
11	33.421	1:50.068
8	37.087	1:50.206
88	40.510	1:52.532
33	40.681	1:53.949
99	41.065	1:51.014
7	47.577	1:53.933
92	48.245	1:54.374
13	48.923	1:53.136
95	50.347	1:55.280
136	51.784	1:55.398
30	54.489	1:56.420
45	58.190	1:57.758
37	1:00.972	2:18.111 P
17	1:10.598	2:00.305
129	1:12.785	2:01.889
36	1:35.203	2:10.954
55	1:41.889	2:01.274

LAP 4		
NO	BEHIND	LAP TIME

57		1:42.280
118	1 Lap	2:04.290
4	27.605	1:46.472
48	32.850	1:46.103
14	32.889	1:48.752
25	34.504	1:46.391
145	35.050	1:47.070
5	35.290	1:48.531
46	39.215	1:54.145
19	1 Lap	2:25.917
11	41.951	1:50.810
8	44.758	1:49.951
88	48.351	1:50.121
99	49.266	1:50.481
33	50.999	1:52.598
7	59.453	1:54.156
13	1:00.088	1:53.445
92	1:02.410	1:56.445
136	1:04.662	1:55.158
30	1:08.137	1:55.928
45	1:13.165	1:57.255
95	1:15.006	2:06.939 P
17	1:27.926	1:59.608
129	1:31.091	2:00.586

LAP 5		
NO	BEHIND	LAP TIME

57		1:41.338
55	1 Lap	2:01.637
36	1 Lap	2:10.939
118	1 Lap	2:09.125
4	33.098	1:46.831
48	34.669	1:43.157

25	38.603	1:45.437
145	39.665	1:45.953
5	40.515	1:46.563
14	42.315	1:50.764
11	50.932	1:50.319
46	52.098	1:54.221
8	54.611	1:51.191
88	57.053	1:50.040
99	58.398	1:50.470
33	1:07.257	1:57.596
13	1:12.367	1:53.617
7	1:13.647	1:55.532
92	1:16.332	1:55.260
136	1:17.935	1:54.611
30	1:22.070	1:55.271
45	1:29.337	1:57.510
19	1 Lap	2:29.957

LAP 6		
NO	BEHIND	LAP TIME

57		1:44.757
17	1 Lap	1:58.507
129	1 Lap	2:01.630
48	34.680	1:44.768
55	1 Lap	2:00.482
4	37.032	1:48.691
25	39.847	1:46.001
145	40.825	1:45.917
5	42.714	1:46.956
14	49.569	1:52.011
36	1 Lap	2:12.153
118	1 Lap	2:06.703
11	56.577	1:50.402
8	1:00.341	1:50.487
46	1:01.312	1:53.971
88	1:01.396	1:49.100
99	1:02.830	1:49.189
13	1:18.641	1:51.031
33	1:18.722	1:56.222
7	1:23.750	1:54.860
92	1:26.384	1:54.809
136	1:27.920	1:54.742
30	1:34.446	1:57.133
45	1:41.678	1:57.098

LAP 7		
NO	BEHIND	LAP TIME

57		1:41.965
17	1 Lap	1:58.634
19	2 Laps	2:22.229
129	1 Lap	2:01.653
48	35.997	1:43.282
4	42.513	1:47.446
25	43.463	1:45.581
145	44.394	1:45.534
5	45.958	1:45.209
55	1 Lap	2:03.049
14	56.964	1:49.360
11	1:05.197	1:50.585
8	1:06.514	1:48.138
88	1:09.827	1:50.396
99	1:09.890	1:49.025
46	1:13.270	1:53.923
118	1 Lap	2:04.805

36	1 Lap	2:10.515
13	1:29.051	1:52.375
33	1:33.399	1:56.642
7	1:35.267	1:53.482
92	1:36.930	1:52.511
136	1:39.336	1:53.381

LAP 8		
NO	BEHIND	LAP TIME

57		1:43.487
30	1 Lap	1:56.831
45	1 Lap	1:57.433
17	1 Lap	1:58.815
48	37.462	1:44.952
129	1 Lap	1:58.002
25	45.735	1:45.759
4	47.184	1:48.158
145	47.412	1:46.505
5	48.022	1:45.551
14	1:02.346	1:48.869
19	2 Laps	2:28.577
11	1:11.498	1:49.788
8	1:12.172	1:49.145
99	1:15.325	1:48.922
88	1:16.360	1:50.020
55	1 Lap	2:03.569
46	1:21.146	1:51.363
118	1 Lap	2:03.394
13	1:38.291	1:52.727
36	1 Lap	2:09.329
7	1:45.490	1:53.710
92	1:45.604	1:52.161
33	1:47.117	1:57.205
136	1:51.741	1:55.892

Donington Park GP

Circuit Length = 2.4873 miles

Start: 11:51 Flag 12:05 End: 12:07

Weather / Track : Cloudy / Dry

Results can be found at www.tsl-timing.com

Printed - 12:08 Sunday, 28 July 2013

BMCRC-MRO Championships 2013 - Donington GP

DFDS Seaways Yamaha Past Masters

RACE 2 - LAP ANALYSIS

DIFF = Difference To Personal Best Lap

P1 98 Dean STIMPSON				
LAP	LAP TIME	DIFF	MPH	TIME OF DAY
1 -	1:52.788	4.058	79.39	10:27:54.552
2 -	1:48.730 (1)		82.35	10:29:43.282
3 -	1:48.818 (2)	0.088	82.28	10:31:32.100
4 -	1:50.452	1.722	81.07	10:33:22.552
5 -	1:49.918	1.188	81.46	10:35:12.470
6 -	1:49.808	1.078	81.54	10:37:02.278
7 -	1:49.218 (3)	0.488	81.98	10:38:51.496
8 -	1:50.287	1.557	81.19	10:40:41.783

P2 25 Ben MILES				
LAP	LAP TIME	DIFF	MPH	TIME OF DAY
1 -	1:55.293	4.371	77.66	10:27:57.057
2 -	1:51.311 (2)	0.389	80.44	10:29:48.368
3 -	1:51.653	0.731	80.19	10:31:40.021
4 -	1:52.300	1.378	79.73	10:33:32.321
5 -	1:51.530 (3)	0.608	80.28	10:35:23.851
6 -	1:51.868	0.946	80.04	10:37:15.719
7 -	1:51.857	0.935	80.05	10:39:07.576
8 -	1:50.922 (1)		80.72	10:40:58.498

P3 14 Doug EDMONDSON				
LAP	LAP TIME	DIFF	MPH	TIME OF DAY
1 -	1:58.080	7.490	75.83	10:27:59.844
2 -	1:52.273	1.683	79.75	10:29:52.117
3 -	1:51.499	0.909	80.30	10:31:43.616
4 -	1:51.679	1.089	80.18	10:33:35.295
5 -	1:51.302	0.712	80.45	10:35:26.597
6 -	1:50.798 (2)	0.208	80.81	10:37:17.395
7 -	1:51.013 (3)	0.423	80.66	10:39:08.408
8 -	1:50.590 (1)		80.96	10:40:58.998

P4 101 Andy DAVIES				
LAP	LAP TIME	DIFF	MPH	TIME OF DAY
1 -	1:56.060	5.251	77.15	10:27:57.824
2 -	1:52.083	1.274	79.89	10:29:49.907
3 -	1:51.219 (2)	0.410	80.51	10:31:41.126
4 -	1:50.809 (1)		80.80	10:33:31.935
5 -	1:51.490 (3)	0.681	80.31	10:35:23.425
6 -	1:52.240	1.431	79.77	10:37:15.665
7 -	1:52.580	1.771	79.53	10:39:08.245
8 -	1:51.734	0.925	80.14	10:40:59.979

P5 69 Richard SAWYER				
LAP	LAP TIME	DIFF	MPH	TIME OF DAY
1 -	1:59.637	8.519	74.84	10:28:01.401
2 -	1:52.306	1.188	79.73	10:29:53.707
3 -	1:52.356	1.238	79.69	10:31:46.063
4 -	1:52.154	1.036	79.84	10:33:38.217
5 -	1:51.549 (3)	0.431	80.27	10:35:29.766
6 -	1:51.231 (2)	0.113	80.50	10:37:20.997
7 -	1:51.118 (1)		80.58	10:39:12.115
8 -	1:51.988	0.870	79.95	10:41:04.103

P6 6 Matt BARBER				
LAP	LAP TIME	DIFF	MPH	TIME OF DAY
1 -	1:56.840	6.142	76.63	10:27:58.604
2 -	1:53.809	3.111	78.67	10:29:52.413

DIFF = Difference To Personal Best Lap

3 -	1:53.110	2.412	79.16	10:31:45.523
4 -	1:52.061	1.363	79.90	10:33:37.584
5 -	1:52.939	2.241	79.28	10:35:30.523
6 -	1:50.698 (1)		80.89	10:37:21.221
7 -	1:51.328 (2)	0.630	80.43	10:39:12.549
8 -	1:51.672 (3)	0.974	80.18	10:41:04.221

P7 8 Andrew BOWN				
LAP	LAP TIME	DIFF	MPH	TIME OF DAY
1 -	1:57.959	5.443	75.91	10:27:59.723
2 -	1:53.246	0.730	79.07	10:29:52.969
3 -	1:52.563 (2)	0.047	79.55	10:31:45.532
4 -	1:53.431	0.915	78.94	10:33:38.963
5 -	1:52.516 (1)		79.58	10:35:31.479
6 -	1:53.106 (3)	0.590	79.16	10:37:24.585
7 -	1:53.434	0.918	78.93	10:39:18.019
8 -	1:54.268	1.752	78.36	10:41:12.287

P8 55 Paul TOLAND				
LAP	LAP TIME	DIFF	MPH	TIME OF DAY
1 -	2:03.470	6.286	72.52	10:28:05.234
2 -	1:58.343	1.159	75.66	10:30:03.577
3 -	1:58.547	1.363	75.53	10:32:02.124
4 -	1:57.576 (3)	0.392	76.15	10:33:59.700
5 -	1:57.646	0.462	76.11	10:35:57.346
6 -	1:57.216 (2)	0.032	76.39	10:37:54.562
7 -	1:57.184 (1)		76.41	10:39:51.746
8 -	1:57.969	0.785	75.90	10:41:49.715

P9 38 Michael WAKE				
LAP	LAP TIME	DIFF	MPH	TIME OF DAY
1 -	2:01.535	5.930	73.67	10:28:03.299
2 -	1:57.086	1.481	76.47	10:30:00.385
3 -	1:56.371	0.766	76.94	10:31:56.756
4 -	1:55.605 (1)		77.45	10:33:52.361
5 -	1:57.058	1.453	76.49	10:35:49.419
6 -	1:55.678 (2)	0.073	77.40	10:37:45.097
7 -	1:55.964 (3)	0.359	77.21	10:39:41.061
8 -	2:11.033	15.428	68.33	10:41:52.094

P10 68 Kevin MARSHALL				
LAP	LAP TIME	DIFF	MPH	TIME OF DAY
1 -	2:06.888	9.177	70.56	10:28:08.652
2 -	1:59.939	2.228	74.65	10:30:08.591
3 -	2:00.402	2.691	74.37	10:32:08.993
4 -	2:00.854	3.143	74.09	10:34:09.847
5 -	1:58.480 (3)	0.769	75.57	10:36:08.327
6 -	1:58.419 (2)	0.708	75.61	10:38:06.746
7 -	1:59.293	1.582	75.06	10:40:06.039
8 -	1:57.711 (1)		76.07	10:42:03.750

P11 41 Paul BOWLING				
LAP	LAP TIME	DIFF	MPH	TIME OF DAY
1 -	2:04.399	7.566	71.98	10:28:06.163
2 -	1:58.245 (2)	1.412	75.72	10:30:04.408
3 -	1:59.578 (3)	2.745	74.88	10:32:03.986
4 -	2:00.498	3.665	74.31	10:34:04.484
5 -	2:00.580	3.747	74.26	10:36:05.064
6 -	2:00.729	3.896	74.16	10:38:05.793
7 -	2:01.637	4.804	73.61	10:40:07.430

Donington Park GP

Circuit Length = 2.4873 miles

Start: 10:26 Flag 10:40 End: 10:42

Weather / Track : Cloudy / Dry

BMCRC-MRO Championships 2013 - Donington GP

DFDS Seaways Yamaha Past Masters

RACE 2 - LAP ANALYSIS

DIFF = Difference To Personal Best Lap

8 - 1:56.833 (1) 76.64 10:42:04.263

P12 74 Paul WHITBY

LAP	LAP TIME	DIFF	MPH	TIME OF DAY
1 -	2:07.143	8.102	70.42	10:28:08.907
2 -	2:01.991	2.950	73.40	10:30:10.898
3 -	2:01.246	2.205	73.85	10:32:12.144
4 -	1:59.735	0.694	74.78	10:34:11.879
5 -	2:00.809	1.768	74.12	10:36:12.688
6 -	1:59.441 (3)	0.400	74.96	10:38:12.129
7 -	1:59.041 (1)		75.22	10:40:11.170
8 -	1:59.172 (2)	0.131	75.13	10:42:10.342

P13 100 Sacha GYTE

LAP	LAP TIME	DIFF	MPH	TIME OF DAY
1 -	2:07.950	9.442	69.98	10:28:09.714
2 -	2:00.456	1.948	74.33	10:30:10.170
3 -	1:59.701 (3)	1.193	74.80	10:32:09.871
4 -	1:59.573 (2)	1.065	74.88	10:34:09.444
5 -	1:58.508 (1)		75.55	10:36:07.952
6 -	2:00.315	1.807	74.42	10:38:08.267
7 -	2:00.613	2.105	74.24	10:40:08.880
8 -	2:01.638	3.130	73.61	10:42:10.518

P14 4 Trevor SHARPE

LAP	LAP TIME	DIFF	MPH	TIME OF DAY
1 -	2:09.154	10.844	69.33	10:28:10.918
2 -	2:00.727	2.417	74.17	10:30:11.645
3 -	2:00.504	2.194	74.30	10:32:12.149
4 -	2:01.052	2.742	73.97	10:34:13.201
5 -	2:00.201	1.891	74.49	10:36:13.402
6 -	1:59.820 (3)	1.510	74.73	10:38:13.222
7 -	1:58.310 (1)		75.68	10:40:11.532
8 -	1:59.295 (2)	0.985	75.06	10:42:10.827

P15 45 Peter MOORE

LAP	LAP TIME	DIFF	MPH	TIME OF DAY
1 -	1:59.518 (1)		74.92	10:28:01.282
2 -	2:00.259 (2)	0.740	74.45	10:30:01.541
3 -	2:04.442 (3)	4.923	71.95	10:32:05.983
4 -	2:04.790	5.271	71.75	10:34:10.773
5 -	2:05.666	6.147	71.25	10:36:16.439
6 -	2:04.598	5.079	71.86	10:38:21.037
7 -	2:05.175	5.656	71.53	10:40:26.212
8 -	2:07.471	7.952	70.24	10:42:33.683

P16 90 Mark ELLERAY

LAP	LAP TIME	DIFF	MPH	TIME OF DAY
1 -	2:17.721	6.800	65.01	10:28:19.485
2 -	2:11.381 (3)	0.460	68.15	10:30:30.866
3 -	2:13.317	2.396	67.16	10:32:44.183
4 -	2:11.406	0.485	68.14	10:34:55.589
5 -	2:10.921 (1)		68.39	10:37:06.510
6 -	2:12.858	1.937	67.39	10:39:19.368
7 -	2:11.329 (2)	0.408	68.18	10:41:30.697

P17 130 Paul DAVIES

LAP	LAP TIME	DIFF	MPH	TIME OF DAY
1 -	2:15.001	7.373	66.32	10:28:16.765

DIFF = Difference To Personal Best Lap

2 - 2:07.628 (1) 70.16 10:30:24.393
3 - 2:08.575 (3) 0.947 69.64 10:32:32.968
4 - 2:08.406 (2) 0.778 69.73 10:34:41.374
5 - 2:08.804 1.176 69.52 10:36:50.178
6 - 4:55.506 2:47.878 30.30 10:41:45.684

P18 1 Graham HIGLETT

LAP	LAP TIME	DIFF	MPH	TIME OF DAY
1 -	1:58.197	6.949	75.75	10:27:59.961
2 -	1:53.183	1.935	79.11	10:29:53.144
3 -	1:52.633	1.385	79.50	10:31:45.777
4 -	1:52.025 (3)	0.777	79.93	10:33:37.802
5 -	1:51.718 (2)	0.470	80.15	10:35:29.520
6 -	1:51.248 (1)		80.49	10:37:20.768

Weather / Track : Cloudy / Dry

BMCRC-MRO Championships 2013 - Donington GP

RKB/BMCRC F1 & F2 Sidecars

RACE 17 - GRID

ROW 16		31	195	SIRRELL / WAREHAM			
ROW 15		30	100	STEVENS / CHARLWOOD	29	133	HEGARTY / NEAVE
ROW 14	28	58	KIRK / FRAMTON	27	37	KNIGHT / PAWSEY	
ROW 13		26	95	REMNANT / LAWRENCE	25	19	MacBRIDE / BROWN
ROW 12	24	36	WALFORD / DUPLOCK	23	118	BICNELL / LEWINGTON	
ROW 11		22	55	COLE / CONN	21	129	STARK / GLASSON
ROW 10	20	17	WHITEMAN / SCHOFIELD	19	45	PETTMAN / SNASHALL	
ROW 9		18	30	JAMES / JAMES	17	136	PARNELL / WILKES
ROW 8	16	33	LUMLEY / WHITNALL	15	92	HILDIGE / DEELEY	
ROW 7		14	7	WARD / FIELD	13	13	RESTALL / NICHOLSON
ROW 6	12	46	BLEACKLEY / TWO	11	88	LONGMORE / LONGMORE	
ROW 5		10	99	WALLIS / KILKENNY	9	8	ILARIA / SAUNDERS
ROW 4	8	11	NICHOLLS / SKINNER	7	14	CHRISTIE / CHRISTIE	
ROW 3		6	5	BIGGS / BIGGS	5	145	ATKINSON / KNAPTON
ROW 2	4	4	LOCKEY / CAPEWELL	3	25	MacLAURIN / HOPE	
ROW 1		2	48	RYDER / HUGHES	1	57	BROWN / ANDERSON
							Pole



Donington Park GP
Circuit Length = 2.4873 miles

These results are provisional until the conclusion of any judicial and technical matters.

Clerk Of Course :		Timekeeper :	
-------------------	--	--------------	--

Results can be found at www.tsl-timing.com

Printed - 12:13 Sunday, 28 July 2013



BMCRC-MRO Championships 2013 - Donington GP

RKB/BMCRC F1 & F2 Sidecars

RACE 17 - CLASSIFICATION

POS	NO	CL	PIC NAME	ENTRY	LAPS	TIME	GAP	DIFF	MPH	BEST	ON
1	57	F1	1 BROWN / ANDERSON	Honda LCR -	8	13:35.003			87.89	1:39.450	2
2	48	F1	2 RYDER / HUGHES	Suzuki LCR - SRO	8	14:09.132	34.129	34.129	84.36	1:43.236	2
3	25	F1	3 MacLAURIN / HOPE	Yamaha LCR -	8	14:09.395	34.392	0.263	84.33	1:44.873	8
4	145	F2	1 ATKINSON / KNAPTON	Suzuki LCR -	8	14:09.623	34.620	0.228	84.31	1:45.224	5
5	5	F1	4 BIGGS / BIGGS	Yamaha LCR -	8	14:16.457	41.454	6.834	83.64	1:44.625	8
6	4	F2	2 LOCKEY / CAPEWELL	Honda Ireson - Real Racing	8	14:23.769	48.766	7.312	82.93	1:46.374	3
7	46	F1	5 BLEACKLEY / TWO	Yamaha Windle - PD Racing	8	14:33.205	58.202	9.436	82.03	1:46.770	5
8	99	F2	3 WALLIS / KILKENNY	Suzuki LCR -	8	14:33.870	58.867	0.665	81.97	1:47.533	8
9	88	F2	4 LONGMORE / LONGMORE	Honda DMR -	8	14:52.240	1:17.237	18.370	80.28	1:49.370	3
10	8	F2	5 ILARIA / SAUNDERS	Suzuki Windle - Powerhouse	8	14:52.668	1:17.665	0.428	80.24	1:50.157	7
11	7	F2	6 WARD / FIELD	Honda -	8	15:22.224	1:47.221	29.556	77.67	1:52.290	5
12	33	F2	7 LUMLEY / WHITNALL	Kawasaki Lumley - Lumley Eng	8	15:22.449	1:47.446	0.225	77.65	1:53.149	2
13	136	F2	8 PARNELL / WILKES	Suzuki Shelbourne - Anglo Plant Ltd	8	15:26.608	1:51.605	4.159	77.30	1:53.076	5
14	95	F2	9 REMNANT / LAWRENCE	Kawasaki Lumley -	8	15:27.046	1:52.043	0.438	77.27	1:53.714	5
15	17	F2	10 WHITEMAN / SCHOFIELD	Suzuki Windle - Wicked eliquid	7	13:46.674	1 Lap	1 Lap	75.82	1:56.000	3
16	45	F2	11 PETTMAN / SNASHALL	Yamaha Windle -	7	13:50.146	1 Lap	3.472	75.50	1:56.168	4
17	92	F1	6 HILDIGE / DEELEY	Suzuki Windle - Les King	7	13:58.580	1 Lap	8.434	74.74	1:52.995	2
18	129	F2	12 STARK / GLASSON	Suzuki Windle -	7	14:28.164	1 Lap	29.584	72.19	1:58.853	7
19	55	F2	13 COLE / CONN	Honda MR Equipe -	7	14:36.546	1 Lap	8.382	71.50	1:59.192	6
20	36	F2	14 WALFORD / DUPLOCK	Baker - Trail Ride Wales	7	15:13.121	1 Lap	36.575	68.64	2:07.797	4
21	19	F1	7 MacBRIDE / BROWN	Suzuki LCR -	6	15:48.637	2 Laps	1 Lap	56.63	2:32.099	3

NOT CLASSIFIED

DNF	195	F1	SIRRELL / WAREHAM	Suzuki RSR - EDSB Fire & Security	5	9:08.577	3 Laps	1 Lap	81.61	1:44.396	3
DNF	11	F2	NICHOLLS / SKINNER	Kawasaki Lumley - Certain Exhibitions	5	9:21.062	3 Laps	12.485	79.79	1:50.041	2
DNF	14	F2	CHRISTIE / CHRISTIE	Honda - Ryedale Pools	4	7:30.164	4 Laps	1 Lap	79.56	1:50.616	3
DNF	133	F1	HEGARTY / NEAVE	Suzuki LCR -	2	3:56.989	6 Laps	2 Laps	75.56	1:54.615	1
DNF	37	F1	KNIGHT / PAWSEY	Yamaha Redline - EDSB	2	4:01.705	6 Laps	4.716	74.09	1:58.209	1
DNF	13	F1	RESTALL / NICHOLSON	Yamaha RCN -	1	2:41.054	7 Laps	1 Lap	55.59		

FASTEST LAP

57	F1	BROWN / ANDERSON	Honda LCR -	2	1:39.450	90.03 mph	144.90 kph
145	F2	ATKINSON / KNAPTON	Suzuki LCR -	5	1:45.224	85.09 mph	136.95 kph

Weather / Track : Cloudy / Dry

These results are provisional until the conclusion of any judicial and technical matters.

Donington Park GP

Circuit Length = 2.4873 miles

Start: 16:47 Flag 17:00 End: 17:02

Clerk Of Course :	Timekeeper :
-------------------	--------------

Results can be found at www.tsl-timing.com

Printed - 17:03 Sunday, 28 July 2013



BMCR-C MRO Championships 2013 - Donington GP

RKB/BMCR F1 & F2 Sidecars

RACE 17 - LAP CHART

LAP 1		
NO	BEHIND	LAP TIME

57		1:45.467
48	2.228	1:47.695
25	5.321	1:50.788
4	5.825	1:51.292
145	5.988	1:51.455
99	8.514	1:53.981
14	8.881	1:54.348
133	9.148	1:54.615
5	9.176	1:54.643
46	10.617	1:56.084
11	10.890	1:56.357
8	11.855	1:57.322
195	12.525	1:57.992
37	12.742	1:58.209
88	12.750	1:58.217
7	15.524	2:00.991
33	16.103	2:01.570
92	16.952	2:02.419
136	18.436	2:03.903
95	19.838	2:05.305
45	20.774	2:06.241
17	22.213	2:07.680
55	24.223	2:09.690
129	26.987	2:12.454
36	31.072	2:16.539
13	55.587	2:41.054 P
19	1:01.279	2:46.746

LAP 2		
NO	BEHIND	LAP TIME

57		1:39.450
48	6.014	1:43.236
25	10.799	1:44.928
145	12.513	1:45.975
4	14.102	1:47.727
5	17.276	1:47.550
99	18.356	1:49.292
195	18.381	1:45.306
46	21.100	1:49.933
11	21.481	1:50.041
14	21.936	1:52.505
8	23.996	1:51.591
88	24.252	1:50.952
33	29.802	1:53.149
92	30.497	1:52.995
7	31.952	1:55.878
133	32.072	2:02.374 P
136	34.934	1:55.948
95	35.355	1:54.967
37	36.788	2:03.496 P
17	39.141	1:56.378
45	39.857	1:58.533
55	48.550	2:03.777
129	53.722	2:06.185
36	1:00.409	2:08.787

LAP 3		
NO	BEHIND	LAP TIME

57		1:41.553
48	12.142	1:47.681
19	1 Lap	2:34.616

25	15.098	1:45.852
145	16.452	1:45.492
4	18.923	1:46.374
195	21.224	1:44.396
5	22.352	1:46.629
99	24.759	1:47.956
46	27.293	1:47.746
11	30.748	1:50.820
14	30.999	1:50.616
88	32.069	1:49.370
8	33.189	1:50.746
92	43.416	1:54.472
33	43.457	1:55.208
7	45.930	1:55.531
95	48.479	1:54.677
136	49.467	1:56.086
17	53.588	1:56.000
45	55.119	1:56.815
55	1:07.680	2:00.683
129	1:16.692	2:04.523
36	1:28.972	2:10.116

LAP 4		
NO	BEHIND	LAP TIME

57		1:40.629
48	17.355	1:45.842
25	19.813	1:45.344
145	21.219	1:45.396
4	25.137	1:46.843
195	25.194	1:44.599
5	28.730	1:47.007
99	32.756	1:48.626
46	35.981	1:49.317
11	42.164	1:52.045
88	42.644	1:51.204
14	43.065	1:52.695
8	43.335	1:50.775
92	57.241	1:54.454
33	57.927	1:55.099
7	1:00.688	1:55.387
95	1:01.791	1:53.941
136	1:03.909	1:55.071
19	1 Lap	2:32.099
17	1:09.715	1:56.756
45	1:10.658	1:56.168
55	1:26.606	1:59.555
129	1:40.373	2:04.310

LAP 5		
NO	BEHIND	LAP TIME

57		1:40.540
36	1 Lap	2:07.797
48	23.656	1:46.841
25	24.365	1:45.092
145	25.903	1:45.224
4	31.902	1:47.305
5	34.065	1:45.875
99	40.727	1:48.511
195	40.938	1:56.284 P
46	42.211	1:46.770
88	53.135	1:51.031
8	53.202	1:50.407
11	53.423	1:51.799
33	1:11.510	1:54.123

7	1:12.438	1:52.290
92	1:13.074	1:56.373
95	1:14.965	1:53.714
136	1:16.445	1:53.076
17	1:25.247	1:56.072
45	1:27.985	1:57.867

LAP 6		
NO	BEHIND	LAP TIME

57		1:40.991
55	1 Lap	2:04.245
129	1 Lap	2:02.185
19	2 Laps	2:41.184
48	28.717	1:46.052
25	29.030	1:45.656
145	30.210	1:45.298
5	38.244	1:45.170
4	38.746	1:47.835
36	1 Lap	2:09.937
99	48.205	1:48.469
46	48.413	1:47.193
88	1:02.700	1:50.556
8	1:03.361	1:51.150
33	1:24.919	1:54.400
7	1:25.655	1:54.208
95	1:29.155	1:55.181
136	1:31.455	1:56.001
92	1:37.453	2:05.370

LAP 7		
NO	BEHIND	LAP TIME

57		1:40.531
17	1 Lap	1:56.494
45	1 Lap	1:57.463
55	1 Lap	1:59.192
48	33.526	1:45.340
145	35.236	1:45.557
25	35.361	1:46.862
129	1 Lap	1:59.654
5	42.671	1:44.958
4	46.328	1:48.113
46	55.560	1:47.678
99	57.176	1:49.502
88	1:12.638	1:50.469
8	1:12.987	1:50.157
36	1 Lap	2:10.347
19	2 Laps	2:36.632
7	1:37.706	1:52.582
33	1:38.849	1:54.461
95	1:42.361	1:53.737
136	1:44.029	1:53.105

LAP 8		
NO	BEHIND	LAP TIME

57		1:45.842
17	1 Lap	1:57.294
45	1 Lap	1:57.059
92	1 Lap	2:12.497
48	34.129	1:46.445
25	34.392	1:44.873
145	34.620	1:45.226
5	41.454	1:44.625
4	48.766	1:48.280

129	1 Lap	1:58.853
46	58.202	1:48.484
99	58.867	1:47.533
55	1 Lap	2:19.404 P
88	1:17.237	1:50.441
8	1:17.665	1:50.520
36	1 Lap	2:09.598
7	1:47.221	1:55.357
33	1:47.446	1:54.439
136	1:51.605	1:53.418
95	1:52.043	1:55.524
19	2 Laps	2:37.360

Weather / Track : Cloudy / Dry

Results can be found at www.tsl-timing.com

Donington Park GP
Circuit Length = 2.4873 miles
Start: 16:47 Flag 17:00 End: 17:02

Printed - 17:03 Sunday, 28 July 2013

BMCR-C MRO Championships 2013 - Donington GP

RKB/BMCR F1 & F2 Sidecars

RACE 17 - LAP ANALYSIS

DIFF = Difference To Personal Best Lap

P1 57 BROWN / ANDERSON				
LAP	LAP TIME	DIFF	MPH	TIME OF DAY
1 -	1:45.467	6.017	84.90	16:48:50.276
2 -	1:39.450 (1)		90.03	16:50:29.726
3 -	1:41.553	2.103	88.17	16:52:11.279
4 -	1:40.629	1.179	88.98	16:53:51.908
5 -	1:40.540 (3)	1.090	89.06	16:55:32.448
6 -	1:40.991	1.541	88.66	16:57:13.439
7 -	1:40.531 (2)	1.081	89.07	16:58:53.970
8 -	1:45.842	6.392	84.60	17:00:39.812

P2 48 RYDER / HUGHES				
LAP	LAP TIME	DIFF	MPH	TIME OF DAY
1 -	1:47.695	4.459	83.14	16:48:52.504
2 -	1:43.236 (1)		86.73	16:50:35.740
3 -	1:47.681	4.445	83.15	16:52:23.421
4 -	1:45.842 (3)	2.606	84.60	16:54:09.263
5 -	1:46.841	3.605	83.81	16:55:56.104
6 -	1:46.052	2.816	84.43	16:57:42.156
7 -	1:45.340 (2)	2.104	85.00	16:59:27.496
8 -	1:46.445	3.209	84.12	17:01:13.941

P3 25 MacLAURIN / HOPE				
LAP	LAP TIME	DIFF	MPH	TIME OF DAY
1 -	1:50.788	5.915	80.82	16:48:55.597
2 -	1:44.928 (2)	0.055	85.33	16:50:40.525
3 -	1:45.852	0.979	84.59	16:52:26.377
4 -	1:45.344	0.471	85.00	16:54:11.721
5 -	1:45.092 (3)	0.219	85.20	16:55:56.813
6 -	1:45.656	0.783	84.75	16:57:42.469
7 -	1:46.862	1.989	83.79	16:59:29.331
8 -	1:44.873 (1)		85.38	17:01:14.204

P4 145 ATKINSON / KNAPTON				
LAP	LAP TIME	DIFF	MPH	TIME OF DAY
1 -	1:51.455	6.231	80.34	16:48:56.264
2 -	1:45.975	0.751	84.49	16:50:42.239
3 -	1:45.492	0.268	84.88	16:52:27.731
4 -	1:45.396	0.172	84.96	16:54:13.127
5 -	1:45.224 (1)		85.09	16:55:58.351
6 -	1:45.298 (3)	0.074	85.03	16:57:43.649
7 -	1:45.557	0.333	84.83	16:59:29.206
8 -	1:45.226 (2)	0.002	85.09	17:01:14.432

P5 5 BIGGS / BIGGS				
LAP	LAP TIME	DIFF	MPH	TIME OF DAY
1 -	1:54.643	10.018	78.10	16:48:59.452
2 -	1:47.550	2.925	83.25	16:50:47.002
3 -	1:46.629	2.004	83.97	16:52:33.631
4 -	1:47.007	2.382	83.68	16:54:20.638
5 -	1:45.875	1.250	84.57	16:56:06.513
6 -	1:45.170 (3)	0.545	85.14	16:57:51.683
7 -	1:44.958 (2)	0.333	85.31	16:59:36.641
8 -	1:44.625 (1)		85.58	17:01:21.266

P6 4 LOCKEY / CAPEWELL				
LAP	LAP TIME	DIFF	MPH	TIME OF DAY
1 -	1:51.292	4.918	80.45	16:48:56.101
2 -	1:47.727	1.353	83.12	16:50:43.828

DIFF = Difference To Personal Best Lap

3 -	1:46.374 (1)		84.17	16:52:30.202
4 -	1:46.843 (2)	0.469	83.80	16:54:17.045
5 -	1:47.305 (3)	0.931	83.44	16:56:04.350
6 -	1:47.835	1.461	83.03	16:57:52.185
7 -	1:48.113	1.739	82.82	16:59:40.298
8 -	1:48.280	1.906	82.69	17:01:28.578

P7 46 BLEACKLEY / TWO				
LAP	LAP TIME	DIFF	MPH	TIME OF DAY
1 -	1:56.084	9.314	77.13	16:49:00.893
2 -	1:49.933	3.163	81.45	16:50:50.826
3 -	1:47.746	0.976	83.10	16:52:38.572
4 -	1:49.317	2.547	81.91	16:54:27.889
5 -	1:46.770 (1)		83.86	16:56:14.659
6 -	1:47.193 (2)	0.423	83.53	16:58:01.852
7 -	1:47.678 (3)	0.908	83.15	16:59:49.530
8 -	1:48.484	1.714	82.54	17:01:38.014

P8 99 WALLIS / KILKENNY				
LAP	LAP TIME	DIFF	MPH	TIME OF DAY
1 -	1:53.981	6.448	78.56	16:48:58.790
2 -	1:49.292	1.759	81.93	16:50:48.082
3 -	1:47.956 (2)	0.423	82.94	16:52:36.038
4 -	1:48.626	1.093	82.43	16:54:24.664
5 -	1:48.511	0.978	82.52	16:56:13.175
6 -	1:48.469 (3)	0.936	82.55	16:58:01.644
7 -	1:49.502	1.969	81.77	16:59:51.146
8 -	1:47.533 (1)		83.27	17:01:38.679

P9 88 LONGMORE / LONGMORE				
LAP	LAP TIME	DIFF	MPH	TIME OF DAY
1 -	1:58.217	8.847	75.74	16:49:03.026
2 -	1:50.952	1.582	80.70	16:50:53.978
3 -	1:49.370 (1)		81.87	16:52:43.348
4 -	1:51.204	1.834	80.52	16:54:34.552
5 -	1:51.031	1.661	80.64	16:56:25.583
6 -	1:50.556	1.186	80.99	16:58:16.139
7 -	1:50.469 (3)	1.099	81.05	17:00:06.608
8 -	1:50.441 (2)	1.071	81.07	17:01:57.049

P10 8 ILARIA / SAUNDERS				
LAP	LAP TIME	DIFF	MPH	TIME OF DAY
1 -	1:57.322	7.165	76.32	16:49:02.131
2 -	1:51.591	1.434	80.24	16:50:53.722
3 -	1:50.746	0.589	80.85	16:52:44.468
4 -	1:50.775	0.618	80.83	16:54:35.243
5 -	1:50.407 (2)	0.250	81.10	16:56:25.650
6 -	1:51.150	0.993	80.56	16:58:16.800
7 -	1:50.157 (1)		81.28	17:00:06.957
8 -	1:50.520 (3)	0.363	81.02	17:01:57.477

P11 7 WARD / FIELD				
LAP	LAP TIME	DIFF	MPH	TIME OF DAY
1 -	2:00.991	8.701	74.00	16:49:05.800
2 -	1:55.878	3.588	77.27	16:51:01.678
3 -	1:55.531	3.241	77.50	16:52:57.209
4 -	1:55.387	3.097	77.60	16:54:52.596
5 -	1:52.290 (1)		79.74	16:56:44.886
6 -	1:54.208 (3)	1.918	78.40	16:58:39.094
7 -	1:52.582 (2)	0.292	79.53	17:00:31.676

Donington Park GP

Circuit Length = 2.4873 miles

Start: 16:47 Flag 17:00 End: 17:02

Weather / Track : Cloudy / Dry

BMCRG-MRO Championships 2013 - Donington GP

RKB/BMCRG F1 & F2 Sidecars

RACE 17 - LAP ANALYSIS

DIFF = Difference To Personal Best Lap

8 - 1:55.357 3.067 77.62 17:02:27.033

P12 33 LUMLEY / WHITNALL

LAP	LAP TIME	DIFF	MPH	TIME OF DAY
1 -	2:01.570	8.421	73.65	16:49:06.379
2 -	1:53.149 (1)		79.13	16:50:59.528
3 -	1:55.208	2.059	77.72	16:52:54.736
4 -	1:55.099	1.950	77.79	16:54:49.835
5 -	1:54.123 (2)	0.974	78.46	16:56:43.958
6 -	1:54.400 (3)	1.251	78.27	16:58:38.358
7 -	1:54.461	1.312	78.23	17:00:32.819
8 -	1:54.439	1.290	78.24	17:02:27.258

P13 136 PARNELL / WILKES

LAP	LAP TIME	DIFF	MPH	TIME OF DAY
1 -	2:03.903	10.827	72.26	16:49:08.712
2 -	1:55.948	2.872	77.22	16:51:04.660
3 -	1:56.086	3.010	77.13	16:53:00.746
4 -	1:55.071	1.995	77.81	16:54:55.817
5 -	1:53.076 (1)		79.18	16:56:48.893
6 -	1:56.001	2.925	77.19	16:58:44.894
7 -	1:53.105 (2)	0.029	79.16	17:00:37.999
8 -	1:53.418 (3)	0.342	78.95	17:02:31.417

P14 95 REMNANT / LAWRENCE

LAP	LAP TIME	DIFF	MPH	TIME OF DAY
1 -	2:05.305	11.591	71.46	16:49:10.114
2 -	1:54.967	1.253	77.88	16:51:05.081
3 -	1:54.677	0.963	78.08	16:52:59.758
4 -	1:53.941 (3)	0.227	78.58	16:54:53.699
5 -	1:53.714 (1)		78.74	16:56:47.413
6 -	1:55.181	1.467	77.74	16:58:42.594
7 -	1:53.737 (2)	0.023	78.72	17:00:36.331
8 -	1:55.524	1.810	77.51	17:02:31.855

P15 17 WHITEMAN / SCHOFIELD

LAP	LAP TIME	DIFF	MPH	TIME OF DAY
1 -	2:07.680	11.680	70.13	16:49:12.489
2 -	1:56.378 (3)	0.378	76.94	16:51:08.867
3 -	1:56.000 (1)		77.19	16:53:04.867
4 -	1:56.756	0.756	76.69	16:55:01.623
5 -	1:56.072 (2)	0.072	77.14	16:56:57.695
6 -	1:56.494	0.494	76.86	16:58:54.189
7 -	1:57.294	1.294	76.34	17:00:51.483

P16 45 PETTMAN / SNASHALL

LAP	LAP TIME	DIFF	MPH	TIME OF DAY
1 -	2:06.241	10.073	70.93	16:49:11.050
2 -	1:58.533	2.365	75.54	16:51:09.583
3 -	1:56.815 (2)	0.647	76.65	16:53:06.398
4 -	1:56.168 (1)		77.08	16:55:02.566
5 -	1:57.867	1.699	75.97	16:57:00.433
6 -	1:57.463	1.295	76.23	16:58:57.896
7 -	1:57.059 (3)	0.891	76.49	17:00:54.955

P17 92 HILDIGE / DEELEY

LAP	LAP TIME	DIFF	MPH	TIME OF DAY
1 -	2:02.419	9.424	73.14	16:49:07.228
2 -	1:52.995 (1)		79.24	16:51:00.223

DIFF = Difference To Personal Best Lap

3 - 1:54.472 (3) 1.477 78.22 16:52:54.695
 4 - 1:54.454 (2) 1.459 78.23 16:54:49.149
 5 - 1:56.373 3.378 76.94 16:56:45.522
 6 - 2:05.370 12.375 71.42 16:58:50.892
 7 - 2:12.497 19.502 67.58 17:01:03.389

P18 129 STARK / GLASSON

LAP	LAP TIME	DIFF	MPH	TIME OF DAY
1 -	2:12.454	13.601	67.60	16:49:17.263
2 -	2:06.185	7.332	70.96	16:51:23.448
3 -	2:04.523	5.670	71.91	16:53:27.971
4 -	2:04.310	5.457	72.03	16:55:32.281
5 -	2:02.185 (3)	3.332	73.28	16:57:34.466
6 -	1:59.654 (2)	0.801	74.83	16:59:34.120
7 -	1:58.853 (1)		75.34	17:01:32.973

P19 55 COLE / CONN

LAP	LAP TIME	DIFF	MPH	TIME OF DAY
1 -	2:09.690	10.498	69.04	16:49:14.499
2 -	2:03.777	4.585	72.34	16:51:18.276
3 -	2:00.683 (3)	1.491	74.19	16:53:18.959
4 -	1:59.555 (2)	0.363	74.89	16:55:18.514
5 -	2:04.245	5.053	72.07	16:57:22.759
6 -	1:59.192 (1)		75.12	16:59:21.951
7 -	2:19.404 P	20.212	64.23	17:01:41.355

P20 36 WALFORD / DUPLOCK

LAP	LAP TIME	DIFF	MPH	TIME OF DAY
1 -	2:16.539	8.742	65.58	16:49:21.348
2 -	2:08.787 (2)	0.990	69.52	16:51:30.135
3 -	2:10.116	2.319	68.81	16:53:40.251
4 -	2:07.797 (1)		70.06	16:55:48.048
5 -	2:09.937	2.140	68.91	16:57:57.985
6 -	2:10.347	2.550	68.69	17:00:08.332
7 -	2:09.598 (3)	1.801	69.09	17:02:17.930

P21 19 MacBRIDE / BROWN

LAP	LAP TIME	DIFF	MPH	TIME OF DAY
1 -	2:46.746	14.647	53.70	16:49:51.555
2 -	2:34.616 (2)	2.517	57.91	16:52:26.171
3 -	2:32.099 (1)		58.87	16:54:58.270
4 -	2:41.184	9.085	55.55	16:57:39.454
5 -	2:36.632 (3)	4.533	57.16	17:00:16.086
6 -	2:37.360	5.261	56.90	17:02:53.446

P22 195 SIRRELL / WAREHAM

LAP	LAP TIME	DIFF	MPH	TIME OF DAY
1 -	1:57.992	13.596	75.89	16:49:02.801
2 -	1:45.306 (3)	0.910	85.03	16:50:48.107
3 -	1:44.396 (1)		85.77	16:52:32.503
4 -	1:44.599 (2)	0.203	85.60	16:54:17.102
5 -	1:56.284 P	11.888	77.00	16:56:13.386

P23 11 NICHOLLS / SKINNER

LAP	LAP TIME	DIFF	MPH	TIME OF DAY
1 -	1:56.357	6.316	76.95	16:49:01.166
2 -	1:50.041 (1)		81.37	16:50:51.207
3 -	1:50.820 (2)	0.779	80.80	16:52:42.027
4 -	1:52.045	2.004	79.91	16:54:34.072

Donington Park GP
 Circuit Length = 2.4873 miles
 Start: 16:47 Flag 17:00 End: 17:02

Weather / Track : Cloudy / Dry

BMCRC-MRO Championships 2013 - Donington GP

RKB/BMCRC F1 & F2 Sidecars

RACE 17 - LAP ANALYSIS

DIFF = Difference To Personal Best Lap

5 - 1:51.799 (3) 1.758 80.09 16:56:25.871

P24 14 CHRISTIE / CHRISTIE				
LAP	LAP TIME	DIFF	MPH	TIME OF DAY
1 -	1:54.348	3.732	78.30	16:48:59.157
2 -	1:52.505 (2)	1.889	79.59	16:50:51.662
3 -	1:50.616 (1)		80.95	16:52:42.278
4 -	1:52.695 (3)	2.079	79.45	16:54:34.973

P25 133 HEGARTY / NEAVE				
LAP	LAP TIME	DIFF	MPH	TIME OF DAY
1 -	1:54.615 (1)		78.12	16:48:59.424
2 -	2:02.374 P	7.759	73.17	16:51:01.798

P26 37 KNIGHT / PAWSEY				
LAP	LAP TIME	DIFF	MPH	TIME OF DAY
1 -	1:58.209 (1)		75.75	16:49:03.018
2 -	2:03.496 P	5.287	72.50	16:51:06.514

P27 13 RESTALL / NICHOLSON				
LAP	LAP TIME	DIFF	MPH	TIME OF DAY
1 -	2:41.054 P		55.59	16:49:45.863



BMCRC ThunderbikeUK & Thunderbike Extreme

**Round 6
Donington Park GP**

27th & 28th July 2013



Results Provided by Timing Solutions Ltd
www.tsl-timing.com

BMCRC-MRO Championships 2013 - Donington GP

BMCRC ThunderbikesUK & Thunderbikes Extreme

FREE PRACTICE - CLASSIFICATION

POS	NO	CL	PIC NAME	R	ENTRY	TIME	ON	LAPS	GAP	DIFF	MPH
1	7	E	1 Dan COUZENS		Suzuki - Team V Speed	1:43.594	5	5			86.43
2	6		1 Martin COOPER		Tigcraft - Hugh Freeman	1:45.264	3	5	1.670	1.670	85.06
3	20		2 Adam NELSON		Ducati - Desmowex	1:45.428	3	5	1.834	0.164	84.93
4	44	E	2 Denzil DAVIES		Yamaha -	1:47.133	4	5	3.539	1.705	83.58
5	61		3 Oliver FOOKS		Ducati - ELP Racing	1:47.413	5	5	3.819	0.280	83.36
6	27	E	3 Marcus GOOSE		Aprilia -	1:47.943	4	5	4.349	0.530	82.95
7	18		4 Gerrard SPEAR		Suzuki - Team V Speed	1:48.034	5	5	4.440	0.091	82.88
8	94	E	4 Matthew HORLER	R	Kawasaki -	1:48.316	4	5	4.722	0.282	82.66
9	91		5 Steve PARROTT		Tigcraft - Stoneways Insurance	1:48.567	5	5	4.973	0.251	82.47
10	15		6 Adam CROSS		Suzuki - G C Haulage	1:48.659	5	5	5.065	0.092	82.40
11	254	E	5 Rick WINDAS		Ducati - Desmowex/254 Medical Regiment	1:48.849	5	5	5.255	0.190	82.26
12	77		7 David MAY		Ducati - STS	1:48.852	1	5	5.258	0.003	82.26
13	73	E	6 Ian DAVIS		Aprilia - KKDC	1:49.235	5	5	5.641	0.383	81.97
14	19		8 Kevin LILLEY		Suzuki - T.C. Repair & Supply	1:49.280	5	5	5.686	0.045	81.94
15	34	E	7 Dan STUART	R	Yamaha - www.aspectmaintenance.co.uk	1:49.682	3	5	6.088	0.402	81.64
16	121		9 Roger MARSH	R	Suzuki -	1:49.871	2	5	6.277	0.189	81.49
17	81		10 Malvern MAY		Suzuki -	1:49.917	4	5	6.323	0.046	81.46
18	43		11 Colin WALKEY		Kawasaki - ELP Racing	1:50.743	5	5	7.149	0.826	80.85
19	49	E	8 Rob BEAN		Spondon - Streetfighters	1:51.069	2	3	7.475	0.326	80.62
20	173	E	9 Sarah JORDAN		Ducati -	1:51.233	3	4	7.639	0.164	80.50
21	75		12 Leigh BRADBURY	R	Suzuki -	1:51.608	5	5	8.014	0.375	80.23
22	53	E	10 Ivan LONDAL	R	Yamaha -	1:52.322	1	5	8.728	0.714	79.72
23	127		13 Sean MACOY		Ducati -	1:52.860	3	5	9.266	0.538	79.34
24	93	E	11 Ben MILLS		Yamaha - Mills Racing Team	1:53.510	5	5	9.916	0.650	78.88
25	65		14 Ian SOILLEUX		Yamaha -	1:54.951	4	5	11.357	1.441	77.89
26	169		15 Rob MILES		Suzuki - Ilkeston Printers/ Jtek Instruments	1:55.156	4	5	11.562	0.205	77.75
27	64		16 William BELCHER	R	Yamaha - Madcat Designs	1:55.624	4	4	12.030	0.468	77.44
28	14		17 Doug EDMONDSON		Yamaha -	1:56.379	5	5	12.785	0.755	76.94
29	17		18 David HOLMES	R	Suzuki - CFS Fabricoat	1:56.549	2	4	12.955	0.170	76.82
30	54		19 Eric GORRIDGE		Kawasaki -	1:56.776	5	5	13.182	0.227	76.68
31	22		20 Dave HARVIEK		Honda - SW Roofing	1:56.937	3	5	13.343	0.161	76.57
32	120		21 Jose TOUCEDA	R	Suzuki - Cell2	1:56.938	5	5	13.344	0.001	76.57
33	3		22 Marcus NEWALL		Suzuki -	1:57.023	3	4	13.429	0.085	76.51
34	5	E	12 Nick BISHOP	R	Suzuki -	1:57.715	4	5	14.121	0.692	76.06
35	66	E	13 James CASWELL-COX		Suzuki - Sussex Rolling Rd/David Simon	1:58.112	1	1	14.518	0.397	75.81
36	2		23 Gabrielle BURNE		Suzuki - LS2 Helmets/Ravenol	1:58.842	4	4	15.248	0.730	75.34
37	143		24 Julian ENTICKNAP		Suzuki - Assesstech	1:59.046	2	3	15.452	0.204	75.21
38	270		25 Wes SMITH		Kawasaki -	2:00.238	5	5	16.644	1.192	74.47
39	32		26 Thomas WILLIAMS	R	Honda -	2:04.670	3	4	21.076	4.432	71.82
40	30		27 Andy BARTLETT		Laverda -	2:05.181	4	4	21.587	0.511	71.53
41	41	E	14 Dave COURT		Kawasaki -	2:06.234	4	4	22.640	1.053	70.93
42	177	E	15 Steve JORDAN		Ducati - Steve Jordan M/C			0			

Donington Park GP

Circuit Length = 2.4873 miles

Start: 10:33 Flag 10:44 End: 10:47

Weather / Track : Cloudy / Dry

These results are provisional until the conclusion of any judicial and technical matters.

Clerk Of Course :

Timekeeper :

Results can be found at www.tsl-timing.com

Printed - 10:50 Saturday, 27 July 2013



BMCRC-MRO Championships 2013 - Donington GP

BMCRC ThunderbikesUK & Thunderbikes Extreme

FREE PRACTICE - LAP ANALYSIS

DIFF = Difference To Personal Best Lap

P1 7 Dan COUZENS				
LAP	LAP TIME	DIFF	MPH	TIME OF DAY
1 -	1:52.049	8.455	79.91	10:38:20.872
2 -	1:47.583	3.989	83.23	10:40:08.455
3 -	1:44.490 (2)	0.896	85.69	10:41:52.945
4 -	1:46.394 (3)	2.800	84.16	10:43:39.339
5 -	1:43.594 (1)		86.43	10:45:22.933

P2 6 Martin COOPER				
LAP	LAP TIME	DIFF	MPH	TIME OF DAY
1 -	1:48.517	3.253	82.51	10:37:47.418
2 -	1:46.331 (3)	1.067	84.21	10:39:33.749
3 -	1:45.264 (1)		85.06	10:41:19.013
4 -	1:47.581	2.317	83.23	10:43:06.594
5 -	1:45.796 (2)	0.532	84.63	10:44:52.390

P3 20 Adam NELSON				
LAP	LAP TIME	DIFF	MPH	TIME OF DAY
1 -	1:47.650	2.222	83.18	10:37:50.562
2 -	1:45.881 (2)	0.453	84.57	10:39:36.443
3 -	1:45.428 (1)		84.93	10:41:21.871
4 -	1:46.238 (3)	0.810	84.28	10:43:08.109
5 -	1:46.908	1.480	83.75	10:44:55.017

P4 44 Denzil DAVIES				
LAP	LAP TIME	DIFF	MPH	TIME OF DAY
1 -	1:50.725	3.592	80.87	10:37:58.768
2 -	1:48.613 (3)	1.480	82.44	10:39:47.381
3 -	1:47.877 (2)	0.744	83.00	10:41:35.258
4 -	1:47.133 (1)		83.58	10:43:22.391
5 -	1:49.006	1.873	82.14	10:45:11.397

P5 61 Oliver FOOKS				
LAP	LAP TIME	DIFF	MPH	TIME OF DAY
1 -	1:54.297	6.884	78.34	10:37:49.629
2 -	1:52.254	4.841	79.76	10:39:41.883
3 -	1:50.142 (3)	2.729	81.29	10:41:32.025
4 -	1:49.800 (2)	2.387	81.55	10:43:21.825
5 -	1:47.413 (1)		83.36	10:45:09.238

P6 27 Marcus GOOSE				
LAP	LAP TIME	DIFF	MPH	TIME OF DAY
1 -	1:57.616	9.673	76.13	10:38:11.953
2 -	1:52.383	4.440	79.67	10:40:04.336
3 -	1:50.241 (2)	2.298	81.22	10:41:54.577
4 -	1:47.943 (1)		82.95	10:43:42.520
5 -	1:50.833 (3)	2.890	80.79	10:45:33.353

P7 18 Gerrard SPEAR				
LAP	LAP TIME	DIFF	MPH	TIME OF DAY
1 -	1:56.194	8.160	77.06	10:38:29.032
2 -	1:51.628	3.594	80.21	10:40:20.660
3 -	1:49.444 (2)	1.410	81.81	10:42:10.104
4 -	1:50.576 (3)	2.542	80.98	10:44:00.680
5 -	1:48.034 (1)		82.88	10:45:48.714

DIFF = Difference To Personal Best Lap

P8 94 Matthew HORLER				
LAP	LAP TIME	DIFF	MPH	TIME OF DAY
1 -	1:51.652	3.336	80.19	10:37:57.796
2 -	1:52.285	3.969	79.74	10:39:50.081
3 -	1:50.308 (3)	1.992	81.17	10:41:40.389
4 -	1:48.316 (1)		82.66	10:43:28.705
5 -	1:48.703 (2)	0.387	82.37	10:45:17.408

P9 91 Steve PARROTT				
LAP	LAP TIME	DIFF	MPH	TIME OF DAY
1 -	2:01.293	12.726	73.82	10:38:30.737
2 -	1:54.691	6.124	78.07	10:40:25.428
3 -	1:51.967 (3)	3.400	79.97	10:42:17.395
4 -	1:48.958 (2)	0.391	82.18	10:44:06.353
5 -	1:48.567 (1)		82.47	10:45:54.920

P10 15 Adam CROSS				
LAP	LAP TIME	DIFF	MPH	TIME OF DAY
1 -	1:52.700 (3)	4.041	79.45	10:38:18.263
2 -	1:49.985 (2)	1.326	81.41	10:40:08.248
3 -	1:55.007 P	6.348	77.86	10:42:03.255
4 -	2:23.584	34.925	62.36	10:44:26.839
5 -	1:48.659 (1)		82.40	10:46:15.498

P11 254 Rick WINDAS				
LAP	LAP TIME	DIFF	MPH	TIME OF DAY
1 -	1:59.554	10.705	74.89	10:38:27.693
2 -	1:54.924	6.075	77.91	10:40:22.617
3 -	1:53.241 (3)	4.392	79.07	10:42:15.858
4 -	1:50.844 (2)	1.995	80.78	10:44:06.702
5 -	1:48.849 (1)		82.26	10:45:55.551

P12 77 David MAY				
LAP	LAP TIME	DIFF	MPH	TIME OF DAY
1 -	1:48.852 (1)		82.26	10:37:53.327
2 -	1:48.969 (2)	0.117	82.17	10:39:42.296
3 -	1:49.096 (3)	0.244	82.07	10:41:31.392
4 -	1:49.629	0.777	81.67	10:43:21.021
5 -	1:54.516 P	5.664	78.19	10:45:15.537

P13 73 Ian DAVIS				
LAP	LAP TIME	DIFF	MPH	TIME OF DAY
1 -	1:58.730	9.495	75.41	10:38:25.615
2 -	1:52.426 (3)	3.191	79.64	10:40:18.041
3 -	1:52.912	3.677	79.30	10:42:10.953
4 -	1:49.464 (2)	0.229	81.80	10:44:00.417
5 -	1:49.235 (1)		81.97	10:45:49.652

P14 19 Kevin LILLEY				
LAP	LAP TIME	DIFF	MPH	TIME OF DAY
1 -	1:56.345	7.065	76.96	10:38:16.986
2 -	2:09.661	20.381	69.06	10:40:26.647
3 -	1:54.217 (3)	4.937	78.39	10:42:20.864
4 -	1:51.425 (2)	2.145	80.36	10:44:12.289
5 -	1:49.280 (1)		81.94	10:46:01.569

Weather / Track : Cloudy / Dry

Donington Park GP

Circuit Length = 2.4873 miles

Start: 10:33 Flag 10:44 End: 10:47

BMCRC-MRO Championships 2013 - Donington GP

BMCRC ThunderbikesUK & Thunderbikes Extreme

FREE PRACTICE - LAP ANALYSIS

DIFF = Difference To Personal Best Lap

P15 34 Dan STUART				
LAP	LAP TIME	DIFF	MPH	TIME OF DAY
1 -	1:58.105	8.423	75.81	10:38:23.172
2 -	1:51.953	2.271	79.98	10:40:15.125
3 -	1:49.682 (1)		81.64	10:42:04.807
4 -	1:50.267 (2)	0.585	81.20	10:43:55.074
5 -	1:50.537 (3)	0.855	81.00	10:45:45.611

P16 121 Roger MARSH				
LAP	LAP TIME	DIFF	MPH	TIME OF DAY
1 -	1:54.273	4.402	78.36	10:37:50.052
2 -	1:49.871 (1)		81.49	10:39:39.923
3 -	1:50.238 (2)	0.367	81.22	10:41:30.161
4 -	1:51.515	1.644	80.29	10:43:21.676
5 -	1:50.400 (3)	0.529	81.10	10:45:12.076

P17 81 Malvern MAY				
LAP	LAP TIME	DIFF	MPH	TIME OF DAY
1 -	1:53.806	3.889	78.68	10:37:51.080
2 -	1:51.440 (3)	1.523	80.35	10:39:42.520
3 -	1:53.765	3.848	78.71	10:41:36.285
4 -	1:49.917 (1)		81.46	10:43:26.202
5 -	1:51.041 (2)	1.124	80.64	10:45:17.243

P18 43 Colin WALKEY				
LAP	LAP TIME	DIFF	MPH	TIME OF DAY
1 -	1:59.602	8.859	74.86	10:38:11.598
2 -	1:53.420	2.677	78.94	10:40:05.018
3 -	1:51.147 (2)	0.404	80.56	10:41:56.165
4 -	1:51.304 (3)	0.561	80.45	10:43:47.469
5 -	1:50.743 (1)		80.85	10:45:38.212

P19 49 Rob BEAN				
LAP	LAP TIME	DIFF	MPH	TIME OF DAY
1 -	1:52.950 (2)	1.881	79.27	10:38:01.859
2 -	1:51.069 (1)		80.62	10:39:52.928
3 -	1:59.044 P	7.975	75.21	10:41:51.972

P20 173 Sarah JORDAN				
LAP	LAP TIME	DIFF	MPH	TIME OF DAY
1 -	1:58.183 (3)	6.950	75.76	10:38:18.323
2 -	1:53.845 (2)	2.612	78.65	10:40:12.168
3 -	1:51.233 (1)		80.50	10:42:03.401
4 -	1:57.318 P	6.085	76.32	10:44:00.719

P21 75 Leigh BRADBURY				
LAP	LAP TIME	DIFF	MPH	TIME OF DAY
1 -	1:55.202	3.594	77.72	10:37:52.042
2 -	1:53.272	1.664	79.05	10:39:45.314
3 -	1:52.312 (2)	0.704	79.72	10:41:37.626
4 -	1:52.362 (3)	0.754	79.69	10:43:29.988
5 -	1:51.608 (1)		80.23	10:45:21.596

P22 53 Ivan LONDAL				
LAP	LAP TIME	DIFF	MPH	TIME OF DAY
1 -	1:52.322 (1)		79.72	10:37:56.441
2 -	1:55.568	3.246	77.48	10:39:52.009

DIFF = Difference To Personal Best Lap

3 -	1:53.065 (2)	0.743	79.19	10:41:45.074
4 -	1:54.496 (3)	2.174	78.20	10:43:39.570
5 -	1:55.363	3.041	77.61	10:45:34.933

P23 127 Sean MACOY				
LAP	LAP TIME	DIFF	MPH	TIME OF DAY
1 -	2:02.096	9.236	73.33	10:38:38.109
2 -	1:59.408	6.548	74.99	10:40:37.517
3 -	1:52.860 (1)		79.34	10:42:30.377
4 -	1:59.226 (3)	6.366	75.10	10:44:29.603
5 -	1:54.854 (2)	1.994	77.96	10:46:24.457

P24 93 Ben MILLS				
LAP	LAP TIME	DIFF	MPH	TIME OF DAY
1 -	2:04.166	10.656	72.11	10:38:34.009
2 -	1:59.210	5.700	75.11	10:40:33.219
3 -	1:56.787 (2)	3.277	76.67	10:42:30.006
4 -	1:57.690 (3)	4.180	76.08	10:44:27.696
5 -	1:53.510 (1)		78.88	10:46:21.206

P25 65 Ian SOILLEUX				
LAP	LAP TIME	DIFF	MPH	TIME OF DAY
1 -	2:01.206	6.255	73.87	10:38:25.254
2 -	1:58.291	3.340	75.69	10:40:23.545
3 -	1:57.836 (3)	2.885	75.99	10:42:21.381
4 -	1:54.951 (1)		77.89	10:44:16.332
5 -	1:56.370 (2)	1.419	76.94	10:46:12.702

P26 169 Rob MILES				
LAP	LAP TIME	DIFF	MPH	TIME OF DAY
1 -	2:00.063	4.907	74.58	10:38:18.926
2 -	2:02.136	6.980	73.31	10:40:21.062
3 -	1:58.196 (3)	3.040	75.75	10:42:19.258
4 -	1:55.156 (1)		77.75	10:44:14.414
5 -	1:56.307 (2)	1.151	76.98	10:46:10.721

P27 64 William BELCHER				
LAP	LAP TIME	DIFF	MPH	TIME OF DAY
1 -	1:59.497 (3)	3.873	74.93	10:38:22.466
2 -	1:59.973	4.349	74.63	10:40:22.439
3 -	1:57.235 (2)	1.611	76.38	10:42:19.674
4 -	1:55.624 (1)		77.44	10:44:15.298

P28 14 Doug EDMONDSON				
LAP	LAP TIME	DIFF	MPH	TIME OF DAY
1 -	2:01.534	5.155	73.67	10:38:18.706
2 -	2:01.233	4.854	73.86	10:40:19.939
3 -	1:58.189 (3)	1.810	75.76	10:42:18.128
4 -	1:57.029 (2)	0.650	76.51	10:44:15.157
5 -	1:56.379 (1)		76.94	10:46:11.536

P29 17 David HOLMES				
LAP	LAP TIME	DIFF	MPH	TIME OF DAY
1 -	2:04.457 (3)	7.908	71.94	10:38:29.682
2 -	1:56.549 (1)		76.82	10:40:26.231
3 -	1:59.571 (2)	3.022	74.88	10:42:25.802
4 -	2:07.626 P	11.077	70.16	10:44:33.428

Weather / Track : Cloudy / Dry

BMCRC-MRO Championships 2013 - Donington GP

BMCRC ThunderbikesUK & Thunderbikes Extreme

FREE PRACTICE - LAP ANALYSIS

DIFF = Difference To Personal Best Lap

P30 54 Eric GORRIDGE				
LAP	LAP TIME	DIFF	MPH	TIME OF DAY
1 -	2:05.314	8.538	71.45	10:38:16.484
2 -	2:05.052	8.276	71.60	10:40:21.536
3 -	2:01.671 (3)	4.895	73.59	10:42:23.207
4 -	1:59.845 (2)	3.069	74.71	10:44:23.052
5 -	1:56.776 (1)		76.68	10:46:19.828

P31 22 Dave HARVIEK				
LAP	LAP TIME	DIFF	MPH	TIME OF DAY
1 -	2:03.366	6.429	72.58	10:38:32.633
2 -	1:57.636 (2)	0.699	76.12	10:40:30.269
3 -	1:56.937 (1)		76.57	10:42:27.206
4 -	1:58.416 (3)	1.479	75.61	10:44:25.622
5 -	1:59.621	2.684	74.85	10:46:25.243

P32 120 Jose TOUCEDA				
LAP	LAP TIME	DIFF	MPH	TIME OF DAY
1 -	2:03.730	6.792	72.37	10:38:17.849
2 -	2:08.061	11.123	69.92	10:40:25.910
3 -	2:00.450 (2)	3.512	74.34	10:42:26.360
4 -	2:03.150 (3)	6.212	72.71	10:44:29.510
5 -	1:56.938 (1)		76.57	10:46:26.448

P33 3 Marcus NEWALL				
LAP	LAP TIME	DIFF	MPH	TIME OF DAY
1 -	2:06.081 (3)	9.058	71.02	10:38:32.368
2 -	2:00.129 (2)	3.106	74.54	10:40:32.497
3 -	1:57.023 (1)		76.51	10:42:29.520
4 -	2:06.321 P	9.298	70.88	10:44:35.841

P34 5 Nick BISHOP				
LAP	LAP TIME	DIFF	MPH	TIME OF DAY
1 -	2:03.596	5.881	72.44	10:38:16.503
2 -	1:59.277 (2)	1.562	75.07	10:40:15.780
3 -	1:59.805 (3)	2.090	74.74	10:42:15.585
4 -	1:57.715 (1)		76.06	10:44:13.300
5 -	2:01.589	3.874	73.64	10:46:14.889

P35 66 James CASWELL-COX				
LAP	LAP TIME	DIFF	MPH	TIME OF DAY
1 -	1:58.112 (1)		75.81	10:38:25.749

P36 2 Gabrielle BURNE				
LAP	LAP TIME	DIFF	MPH	TIME OF DAY
1 -	2:07.871	9.029	70.02	10:38:37.817
2 -	2:02.104 (3)	3.262	73.33	10:40:39.921
3 -	2:01.162 (2)	2.320	73.90	10:42:41.083
4 -	1:58.842 (1)		75.34	10:44:39.925

P37 143 Julian ENTICKNAP				
LAP	LAP TIME	DIFF	MPH	TIME OF DAY
1 -	2:03.721 (2)	4.675	72.37	10:38:16.283
2 -	1:59.046 (1)		75.21	10:40:15.329
3 -	2:18.439 P	19.393	64.68	10:42:33.768

DIFF = Difference To Personal Best Lap

P38 270 Wes SMITH				
LAP	LAP TIME	DIFF	MPH	TIME OF DAY
1 -	2:06.820	6.582	70.60	10:38:16.269
2 -	2:04.511	4.273	71.91	10:40:20.780
3 -	2:01.768 (3)	1.530	73.53	10:42:22.548
4 -	2:00.621 (2)	0.383	74.23	10:44:23.169
5 -	2:00.238 (1)		74.47	10:46:23.407

P39 32 Thomas WILLIAMS				
LAP	LAP TIME	DIFF	MPH	TIME OF DAY
1 -	2:10.255	5.585	68.74	10:38:31.801
2 -	2:06.133 (2)	1.463	70.99	10:40:37.934
3 -	2:04.670 (1)		71.82	10:42:42.604
4 -	2:07.601 (3)	2.931	70.17	10:44:50.205

P40 30 Andy BARTLETT				
LAP	LAP TIME	DIFF	MPH	TIME OF DAY
1 -	2:10.164	4.983	68.79	10:38:37.968
2 -	2:05.498 (3)	0.317	71.35	10:40:43.466
3 -	2:05.450 (2)	0.269	71.37	10:42:48.916
4 -	2:05.181 (1)		71.53	10:44:54.097

P41 41 Dave COURT				
LAP	LAP TIME	DIFF	MPH	TIME OF DAY
1 -	2:14.024	7.790	66.81	10:38:39.074
2 -	2:12.122 (3)	5.888	67.77	10:40:51.196
3 -	2:08.585 (2)	2.351	69.63	10:42:59.781
4 -	2:06.234 (1)		70.93	10:45:06.015

BMCRC-MRO Championships 2013 - Donington GP

BMCRC Thunderbikes & Thunderbikes Extreme

QUALIFYING - CLASSIFICATION

POS	NO	CL	PIC NAME	R	ENTRY	TIME	ON	LAPS	GAP	DIFF	MPH
1	177	E	1 Steve JORDAN		Ducati - Steve Jordan M/C	1:42.145	2	5			87.66
2	44	E	2 Denzil DAVIES		Yamaha -	1:43.255	5	5	1.110	1.110	86.72
3	6		1 Martin COOPER		Tigcraft - Hugh Freeman	1:44.455	5	5	2.310	1.200	85.72
4	7	E	3 Dan COUZENS		Suzuki - Team V Speed	1:44.641	5	5	2.496	0.186	85.57
5	20		2 Adam NELSON		Ducati - Desmowerx	1:44.825	2	5	2.680	0.184	85.42
6	77		3 David MAY		Ducati - STS	1:46.125	2	5	3.980	1.300	84.37
7	94	E	4 Matthew HORLER	R	Kawasaki -	1:46.747	5	5	4.602	0.622	83.88
8	15		4 Adam CROSS		Suzuki - G C Haulage	1:47.099	2	5	4.954	0.352	83.60
9	173	E	5 Sarah JORDAN		Ducati -	1:47.295	5	5	5.150	0.196	83.45
10	73	E	6 Ian DAVIS		Aprilia - KKDC	1:47.313	4	5	5.168	0.018	83.44
11	91		5 Steve PARROTT		Tigcraft - Stoneways Insurance	1:47.480	1	5	5.335	0.167	83.31
12	34	E	7 Dan STUART	R	Yamaha - www.aspectmaintenance.co.uk	1:47.750	2	5	5.605	0.270	83.10
13	27	E	8 Marcus GOOSE		Aprilia -	1:47.818	4	5	5.673	0.068	83.05
14	61		6 Oliver FOOKS		Ducati - ELP Racing	1:48.065	1	3	5.920	0.247	82.86
15	254	E	9 Rick WINDAS		Ducati - Desmowerx/254 Medical Regiment	1:48.613	4	5	6.468	0.548	82.44
16	18		7 Gerrard SPEAR		Suzuki - Team V Speed	1:48.975	2	5	6.830	0.362	82.16
17	121		8 Roger MARSH	R	Suzuki -	1:49.141	2	5	6.996	0.166	82.04
18	81		9 Malvern MAY		Suzuki -	1:49.416	5	5	7.271	0.275	81.83
19	93	E	10 Ben MILLS		Yamaha - Mills Racing Team	1:49.788	5	5	7.643	0.372	81.56
20	43		10 Colin WALKEY		Kawasaki - ELP Racing	1:50.929	1	2	8.784	1.141	80.72
21	19		11 Kevin LILLEY		Suzuki - T.C. Repair & Supply	1:51.047	4	5	8.902	0.118	80.63
22	127		12 Sean MACOY		Ducati -	1:51.204	1	3	9.059	0.157	80.52
23	75		13 Leigh BRADBURY	R	Suzuki -	1:52.193	4	5	10.048	0.989	79.81
24	54		14 Eric GORRIDGE		Kawasaki -	1:53.498	2	2	11.353	1.305	78.89
25	53	E	11 Ivan LONDAL	R	Yamaha -	1:54.041	2	2	11.896	0.543	78.51
26	270		15 Wes SMITH		Kawasaki -	1:54.050	5	5	11.905	0.009	78.51
27	65		16 Ian SOILLEUX		Yamaha -	1:54.248	5	5	12.103	0.198	78.37
28	14		17 Doug EDMONDSON		Yamaha -	1:54.748	5	5	12.603	0.500	78.03
29	3		18 Marcus NEWALL		Suzuki -	1:54.759	2	5	12.614	0.011	78.02
30	169		19 Rob MILES		Suzuki - Ilkeston Printers/ Jtek Instruments	1:54.815	1	5	12.670	0.056	77.99
31	17		20 David HOLMES	R	Suzuki - CFS Fabricoat	1:54.963	1	1	12.818	0.148	77.88
32	5	E	12 Nick BISHOP	R	Suzuki -	1:55.580	5	5	13.435	0.617	77.47
33	49	E	13 Rob BEAN		Spondon - Streetfighters	1:55.764	2	2	13.619	0.184	77.35
34	22		21 Dave HARVIEK		Honda - SW Roofing	1:55.796	1	2	13.651	0.032	77.32
35	120		22 Jose TOUCEDA	R	Suzuki - Cell2	1:55.866	2	5	13.721	0.070	77.28
36	2		23 Gabrielle BURNE		Suzuki - LS2 Helmets/Ravenol	1:56.192	1	5	14.047	0.326	77.06
37	70		24 Peter THORNTON		Yamaha - Cadmatic	1:57.490	3	3	15.345	1.298	76.21
38	143		25 Julian ENTICKNAP		Suzuki - Assesstech	1:59.257	1	2	17.112	1.767	75.08
39	32		26 Thomas WILLIAMS	R	Honda -	2:00.735	4	5	18.590	1.478	74.16
40	30		27 Andy BARTLETT		Laverda -	2:02.072	4	4	19.927	1.337	73.35
41	41	E	14 Dave COURT		Kawasaki -	2:03.431	3	4	21.286	1.359	72.54

Donington Park GP

Circuit Length = 2.4873 miles

Start: 12:47 Flag 13:42 End: 13:42

Weather / Track : Cloudy / Dry

These results are provisional until the conclusion of any judicial and technical matters.

Clerk Of Course :

Timekeeper :

Results can be found at www.tsl-timing.com

Printed - 13:42 Saturday, 27 July 2013



BMCRC-MRO Championships 2013 - Donington GP

BMCRC Thunderbikes & Thunderbikes Extreme

QUALIFYING - LAP ANALYSIS

DIFF = Difference To Personal Best Lap

P1 177 Steve JORDAN				
LAP	LAP TIME	DIFF	MPH	TIME OF DAY
1 -	1:42.802	0.657	87.10	12:51:14.858
2 -	1:42.145 (1)		87.66	12:52:57.003
3 -	43:06.786	41:24.641	3.46	13:36:03.789
4 -	1:42.215 (2)	0.070	87.60	13:37:46.004
5 -	1:42.625 (3)	0.480	87.25	13:39:28.629

P2 44 Denzil DAVIES				
LAP	LAP TIME	DIFF	MPH	TIME OF DAY
1 -	1:47.997	4.742	82.91	12:52:03.159
2 -	1:47.509 (3)	4.254	83.29	12:53:50.668
3 -	42:21.069	40:37.814	3.52	13:36:11.737
4 -	1:45.067 (2)	1.812	85.22	13:37:56.804
5 -	1:43.255 (1)		86.72	13:39:40.059

P3 6 Martin COOPER				
LAP	LAP TIME	DIFF	MPH	TIME OF DAY
1 -	1:46.314	1.859	84.22	12:51:40.802
2 -	1:45.520 (3)	1.065	84.86	12:53:26.322
3 -	42:36.832	40:52.377	3.50	13:36:03.154
4 -	1:44.769 (2)	0.314	85.46	13:37:47.923
5 -	1:44.455 (1)		85.72	13:39:32.378

P4 7 Dan COUZENS				
LAP	LAP TIME	DIFF	MPH	TIME OF DAY
1 -	1:44.771 (2)	0.130	85.46	12:52:06.516
2 -	1:45.717	1.076	84.70	12:53:52.233
3 -	43:00.211	41:15.570	3.47	13:36:52.444
4 -	1:45.310 (3)	0.669	85.02	13:38:37.754
5 -	1:44.641 (1)		85.57	13:40:22.395

P5 20 Adam NELSON				
LAP	LAP TIME	DIFF	MPH	TIME OF DAY
1 -	1:46.064 (3)	1.239	84.42	12:51:23.132
2 -	1:44.825 (1)		85.42	12:53:07.957
3 -	43:01.044	41:16.219	3.46	13:36:09.001
4 -	1:45.378 (2)	0.553	84.97	13:37:54.379
5 -	1:46.810	1.985	83.83	13:39:41.189

P6 77 David MAY				
LAP	LAP TIME	DIFF	MPH	TIME OF DAY
1 -	1:46.780 (2)	0.655	83.85	12:51:24.663
2 -	1:46.125 (1)		84.37	12:53:10.788
3 -	42:59.064	41:12.939	3.47	13:36:09.852
4 -	1:57.559	11.434	76.16	13:38:07.411
5 -	1:46.909 (3)	0.784	83.75	13:39:54.320

P7 94 Matthew HORLER				
LAP	LAP TIME	DIFF	MPH	TIME OF DAY
1 -	1:47.871	1.124	83.01	12:51:36.254
2 -	1:47.833 (3)	1.086	83.04	12:53:24.087
3 -	42:55.014	41:08.267	3.47	13:36:19.101
4 -	1:47.567 (2)	0.820	83.24	13:38:06.668
5 -	1:46.747 (1)		83.88	13:39:53.415

DIFF = Difference To Personal Best Lap

P8 15 Adam CROSS				
LAP	LAP TIME	DIFF	MPH	TIME OF DAY
1 -	1:49.107	2.008	82.07	12:51:52.092
2 -	1:47.099 (1)		83.60	12:53:39.191
3 -	42:32.478	40:45.379	3.50	13:36:11.669
4 -	1:48.448 (3)	1.349	82.56	13:38:00.117
5 -	1:48.081 (2)	0.982	82.84	13:39:48.198

P9 173 Sarah JORDAN				
LAP	LAP TIME	DIFF	MPH	TIME OF DAY
1 -	1:50.695	3.400	80.89	12:51:46.982
2 -	1:50.025 (3)	2.730	81.38	12:53:37.007
3 -	42:33.575	40:46.280	3.50	13:36:10.582
4 -	1:47.801 (2)	0.506	83.06	13:37:58.383
5 -	1:47.295 (1)		83.45	13:39:45.678

P10 73 Ian DAVIS				
LAP	LAP TIME	DIFF	MPH	TIME OF DAY
1 -	1:49.335 (3)	2.022	81.89	12:51:45.914
2 -	1:50.130	2.817	81.30	12:53:36.044
3 -	42:36.337	40:49.024	3.50	13:36:12.381
4 -	1:47.313 (1)		83.44	13:37:59.694
5 -	1:48.332 (2)	1.019	82.65	13:39:48.026

P11 91 Steve PARROTT				
LAP	LAP TIME	DIFF	MPH	TIME OF DAY
1 -	1:47.480 (1)		83.31	12:52:26.028
2 -	1:47.754 (2)	0.274	83.10	12:54:13.782
3 -	42:45.793	40:58.313	3.48	13:36:59.575
4 -	1:47.934 (3)	0.454	82.96	13:38:47.509
5 -	1:48.823	1.343	82.28	13:40:36.332

P12 34 Dan STUART				
LAP	LAP TIME	DIFF	MPH	TIME OF DAY
1 -	1:49.937	2.187	81.45	12:52:02.175
2 -	1:47.750 (1)		83.10	12:53:49.925
3 -	43:13.137	41:25.387	3.45	13:37:03.062
4 -	1:48.835 (3)	1.085	82.27	13:38:51.897
5 -	1:47.812 (2)	0.062	83.05	13:40:39.709

P13 27 Marcus GOOSE				
LAP	LAP TIME	DIFF	MPH	TIME OF DAY
1 -	2:05.510	17.692	71.34	12:52:07.924
2 -	1:52.155 (3)	4.337	79.84	12:54:00.079
3 -	42:44.538	40:56.720	3.49	13:36:44.617
4 -	1:47.818 (1)		83.05	13:38:32.435
5 -	1:48.997 (2)	1.179	82.15	13:40:21.432

P14 61 Oliver FOOKS				
LAP	LAP TIME	DIFF	MPH	TIME OF DAY
1 -	1:48.065 (1)		82.86	12:51:26.365
2 -	1:49.229 (2)	1.164	81.97	12:53:15.594
3 -	42:52.887 (3)	41:04.822	3.48	13:36:08.481

P15 254 Rick WINDAS				
LAP	LAP TIME	DIFF	MPH	TIME OF DAY
1 -	1:51.091 (3)	2.478	80.60	12:51:40.115

Weather / Track : Cloudy / Dry

Donington Park GP
Circuit Length = 2.4873 miles
Start: 12:47 Flag 13:42 End: 13:42

BMCRC-MRO Championships 2013 - Donington GP

BMCRC Thunderbikes & Thunderbikes Extreme

QUALIFYING - LAP ANALYSIS

DIFF = Difference To Personal Best Lap

2 -	1:51.914	3.301	80.01	12:53:32.029
3 -	42:39.657	40:51.044	3.49	13:36:11.686
4 -	1:48.613 (1)		82.44	13:38:00.299
5 -	1:49.306 (2)	0.693	81.92	13:39:49.605

P16 18 Gerrard SPEAR

LAP	LAP TIME	DIFF	MPH	TIME OF DAY
1 -	1:50.686 (3)	1.711	80.89	12:51:54.910
2 -	1:48.975 (1)		82.16	12:53:43.885
3 -	42:57.954	41:08.979	3.47	13:36:41.839
4 -	1:50.703	1.728	80.88	13:38:32.542
5 -	1:50.460 (2)	1.485	81.06	13:40:23.002

P17 121 Roger MARSH

LAP	LAP TIME	DIFF	MPH	TIME OF DAY
1 -	1:50.726	1.585	80.87	12:51:53.989
2 -	1:49.141 (1)		82.04	12:53:43.130
3 -	42:36.532	40:47.391	3.50	13:36:19.662
4 -	1:49.762 (3)	0.621	81.58	13:38:09.424
5 -	1:49.740 (2)	0.599	81.59	13:39:59.164

P18 81 Malvern MAY

LAP	LAP TIME	DIFF	MPH	TIME OF DAY
1 -	1:51.193 (3)	1.777	80.53	12:51:38.804
2 -	1:50.244 (2)	0.828	81.22	12:53:29.048
3 -	43:33.588	41:44.172	3.42	13:37:02.636
4 -	1:51.667	2.251	80.18	13:38:54.303
5 -	1:49.416 (1)		81.83	13:40:43.719

P19 93 Ben MILLS

LAP	LAP TIME	DIFF	MPH	TIME OF DAY
1 -	1:52.160	2.372	79.83	12:51:57.450
2 -	1:51.204 (3)	1.416	80.52	12:53:48.654
3 -	42:30.307	40:40.519	3.51	13:36:18.961
4 -	1:50.171 (2)	0.383	81.27	13:38:09.132
5 -	1:49.788 (1)		81.56	13:39:58.920

P20 43 Colin WALKEY

LAP	LAP TIME	DIFF	MPH	TIME OF DAY
1 -	1:50.929 (1)		80.72	12:51:43.785
2 -	1:52.883 (2)	1.954	79.32	12:53:36.668

P21 19 Kevin LILLEY

LAP	LAP TIME	DIFF	MPH	TIME OF DAY
1 -	1:53.963	2.916	78.57	12:52:01.030
2 -	1:51.699 (3)	0.652	80.16	12:53:52.729
3 -	42:54.435	41:03.388	3.47	13:36:47.164
4 -	1:51.047 (1)		80.63	13:38:38.211
5 -	1:51.487 (2)	0.440	80.31	13:40:29.698

P22 127 Sean MACOY

LAP	LAP TIME	DIFF	MPH	TIME OF DAY
1 -	1:51.204 (1)		80.52	12:52:25.474
2 -	1:53.138 (2)	1.934	79.14	12:54:18.612
3 -	42:36.928 (3)	40:45.724	3.50	13:36:55.540

DIFF = Difference To Personal Best Lap

P23 75 Leigh BRADBURY				
LAP	LAP TIME	DIFF	MPH	TIME OF DAY
1 -	1:53.677 (3)	1.484	78.77	12:51:53.271
2 -	1:53.530 (2)	1.337	78.87	12:53:46.801
3 -	43:05.255	41:13.062	3.46	13:36:52.056
4 -	1:52.193 (1)		79.81	13:38:44.249
5 -	1:55.164	2.971	77.75	13:40:39.413

P24 54 Eric GORRIDGE

LAP	LAP TIME	DIFF	MPH	TIME OF DAY
1 -	1:55.005 (2)	1.507	77.86	12:51:43.398
2 -	1:53.498 (1)		78.89	12:53:36.896

P25 53 Ivan LONDAL

LAP	LAP TIME	DIFF	MPH	TIME OF DAY
1 -	1:54.846 (2)	0.805	77.96	12:51:42.016
2 -	1:54.041 (1)		78.51	12:53:36.057

P26 270 Wes SMITH

LAP	LAP TIME	DIFF	MPH	TIME OF DAY
1 -	1:56.651	2.601	76.76	12:51:45.034
2 -	1:54.339 (3)	0.289	78.31	12:53:39.373
3 -	42:44.262	40:50.212	3.49	13:36:23.635
4 -	1:54.107 (2)	0.057	78.47	13:38:17.742
5 -	1:54.050 (1)		78.51	13:40:11.792

P27 65 Ian SOILLEUX

LAP	LAP TIME	DIFF	MPH	TIME OF DAY
1 -	1:55.201 (3)	0.953	77.72	12:52:06.714
2 -	1:54.850 (2)	0.602	77.96	12:54:01.564
3 -	42:42.871	40:48.623	3.49	13:36:44.435
4 -	1:56.608	2.360	76.79	13:38:41.043
5 -	1:54.248 (1)		78.37	13:40:35.291

P28 14 Doug EDMONDSON

LAP	LAP TIME	DIFF	MPH	TIME OF DAY
1 -	1:56.645	1.897	76.76	12:52:03.345
2 -	1:55.612 (3)	0.864	77.45	12:53:58.957
3 -	42:51.229	40:56.481	3.48	13:36:50.186
4 -	1:54.995 (2)	0.247	77.86	13:38:45.181
5 -	1:54.748 (1)		78.03	13:40:39.929

P29 3 Marcus NEWALL

LAP	LAP TIME	DIFF	MPH	TIME OF DAY
1 -	1:55.930 (2)	1.171	77.24	12:51:46.823
2 -	1:54.759 (1)		78.02	12:53:41.582
3 -	42:48.328	40:53.569	3.48	13:36:29.910
4 -	2:00.142 (3)	5.383	74.53	13:38:30.052
5 -	2:00.441	5.682	74.34	13:40:30.493

P30 169 Rob MILES

LAP	LAP TIME	DIFF	MPH	TIME OF DAY
1 -	1:54.815 (1)		77.99	12:51:54.818
2 -	1:55.318	0.503	77.65	12:53:50.136
3 -	42:59.046	41:04.231	3.47	13:36:49.182
4 -	1:54.976 (3)	0.161	77.88	13:38:44.158
5 -	1:54.934 (2)	0.119	77.90	13:40:39.092

Donington Park GP

Circuit Length = 2.4873 miles

Start: 12:47 Flag 13:42 End: 13:42

Weather / Track : Cloudy / Dry

BMCRC-MRO Championships 2013 - Donington GP

BMCRC Thunderbikes & Thunderbikes Extreme

QUALIFYING - LAP ANALYSIS

DIFF = Difference To Personal Best Lap

P31 17 David HOLMES				
LAP	LAP TIME	DIFF	MPH	TIME OF DAY

1 - 1:54.963 (1) 77.88 12:52:20.959

P32 5 Nick BISHOP				
LAP	LAP TIME	DIFF	MPH	TIME OF DAY

1 - 1:56.903 1.323 76.59 12:52:01.892

2 - 1:56.181 (3) 0.601 77.07 12:53:58.073

3 - 42:28.209 40:32.629 3.51 13:36:26.282

4 - 1:55.955 (2) 0.375 77.22 13:38:22.237

5 - 1:55.580 (1) 77.47 13:40:17.817

P33 49 Rob BEAN				
LAP	LAP TIME	DIFF	MPH	TIME OF DAY

1 - 1:56.556 (2) 0.792 76.82 12:51:45.480

2 - 1:55.764 (1) 77.35 12:53:41.244

P34 22 Dave HARVIEK				
LAP	LAP TIME	DIFF	MPH	TIME OF DAY

1 - 1:55.796 (1) 77.32 12:52:20.506

2 - 1:56.282 (2) 0.486 77.00 12:54:16.788

P35 120 Jose TOUCEDA				
LAP	LAP TIME	DIFF	MPH	TIME OF DAY

1 - 1:57.332 (3) 1.466 76.31 12:51:56.772

2 - 1:55.866 (1) 77.28 12:53:52.638

3 - 43:01.231 41:05.365 3.46 13:36:53.869

4 - 1:56.989 (2) 1.123 76.54 13:38:50.858

5 - 1:57.537 1.671 76.18 13:40:48.395

P36 2 Gabrielle BURNE				
LAP	LAP TIME	DIFF	MPH	TIME OF DAY

1 - 1:56.192 (1) 77.06 12:52:27.597

2 - 1:58.137 1.945 75.79 12:54:25.734

3 - 42:25.950 40:29.758 3.51 13:36:51.684

4 - 1:56.917 (3) 0.725 76.58 13:38:48.601

5 - 1:56.573 (2) 0.381 76.81 13:40:45.174

P37 70 Peter THORNTON				
LAP	LAP TIME	DIFF	MPH	TIME OF DAY

1 - 2:01.185 (2) 3.695 73.89 12:52:45.794

2 - 44:22.227 (3) 42:24.737 3.36 13:37:08.021

3 - 1:57.490 (1) 76.21 13:39:05.511

P38 143 Julian ENTICKNAP				
LAP	LAP TIME	DIFF	MPH	TIME OF DAY

1 - 1:59.257 (1) 75.08 12:52:39.942

2 - 46:42.713 (2) 44:43.456 3.19 13:39:22.655

P39 32 Thomas WILLIAMS				
LAP	LAP TIME	DIFF	MPH	TIME OF DAY

1 - 2:05.567 4.832 71.31 12:52:22.468

2 - 2:04.847 (3) 4.112 71.72 12:54:27.315

3 - 42:01.829 40:01.094 3.55 13:36:29.144

4 - 2:00.735 (1) 74.16 13:38:29.879

DIFF = Difference To Personal Best Lap

5 - 2:01.881 (2) 1.146 73.46 13:40:31.760

P40 30 Andy BARTLETT				
LAP	LAP TIME	DIFF	MPH	TIME OF DAY

1 - 2:08.079 (3) 6.007 69.91 12:52:54.843

2 - 44:00.211 41:58.139 3.39 13:36:55.054

3 - 2:03.797 (2) 1.725 72.33 13:38:58.851

4 - 2:02.072 (1) 73.35 13:41:00.923

P41 41 Dave COURT				
LAP	LAP TIME	DIFF	MPH	TIME OF DAY

1 - 2:06.154 (3) 2.723 70.98 12:52:54.012

2 - 43:57.766 41:54.335 3.39 13:36:51.778

3 - 2:03.431 (1) 72.54 13:38:55.209

4 - 2:04.000 (2) 0.569 72.21 13:40:59.209

Weather / Track : Cloudy / Dry

BMCRC-MRO Championships 2013 - Donington GP

BMCRC Thunderbikes & Thunderbikes Extreme

RACE 8 - GRID

ROW 11					41	2:03.431	41	Dave COURT										
ROW 10	40	2:02.072	30	Andy BARTLETT	39	2:00.735	32	Thomas WILLIAMS	38	1:59.257	143	Julian ENTICKNAP	37	1:57.490	70	Peter THORNTON		
ROW 9			36	1:56.192	2	Gabrielle BURNE	35	1:55.866	120	Jose TOUCEDA	34	1:55.796	22	Dave HARVIEK	33	1:55.764	49	Rob BEAN
ROW 8	32	1:55.580	5	Nick BISHOP	31	1:54.963	17	David HOLMES	30	1:54.815	169	Rob MILES	29	1:54.759	3	Marcus NEWALL		
ROW 7			28	1:54.748	14	Doug EDMONDSON	27	1:54.248	65	Ian SOILLEUX	26	1:54.050	270	Wes SMITH	25	1:54.041	53	Ivan LONDAL
ROW 6	24	1:53.498	54	Eric GORRIDGE	23	1:52.193	75	Leigh BRADBURY	22	1:51.204	127	Sean MACOY	21	1:51.047	19	Kevin LILLEY		
ROW 5			20	1:50.929	43	Colin WALKEY	19	1:49.788	93	Ben MILLS	18	1:49.416	81	Malvern MAY	17	1:49.141	121	Roger MARSH
ROW 4	16	1:48.975	18	Gerrard SPEAR	15	1:48.613	254	Rick WINDAS	14	1:48.065	61	Oliver FOOKS	13	1:47.818	27	Marcus GOOSE		
ROW 3			12	1:47.750	34	Dan STUART	11	1:47.480	91	Steve PARROTT	10	1:47.313	73	Ian DAVIS	9	1:47.295	173	Sarah JORDAN
ROW 2	8	1:47.099	15	Adam CROSS	7	1:46.747	94	Matthew HORLER	6	1:46.125	77	David MAY	5	1:44.825	20	Adam NELSON		
ROW 1			4	1:44.641	7	Dan COUZENS	3	1:44.455	6	Martin COOPER	2	1:43.255	44	Denzil DAVIES	1	1:42.145	177	Steve JORDAN
																		Pole

Donington Park GP
Circuit Length = 2.4873 miles

These results are provisional until the conclusion of any judicial and technical matters.

Clerk Of Course :		Timekeeper :	
-------------------	--	--------------	--

Results can be found at www.tsl-timing.com

Printed - 13:44 Saturday, 27 July 2013



BMCRC-MRO Championships 2013 - Donington GP

BMCRC Thunderbikes & Thunderbikes Extreme

RACE 8 - CLASSIFICATION

POS	NO	CL	PIC NAME	NAT	ENTRY	LAPS	TIME	GAP	DIFF	MPH	BEST	ON
1	7	E	1 Dan COUZENS		Suzuki - Team V Speed	7	11:49.888			88.29	1:39.686	7
2	44	E	2 Denzil DAVIES		Yamaha -	7	12:19.326	29.438	29.438	84.78	1:44.433	4
3	6		1 Martin COOPER		Tigcraft - Hugh Freeman	7	12:19.864	29.976	0.538	84.71	1:44.670	4
4	15		2 Adam CROSS		Suzuki - G C Haulage	7	12:20.284	30.396	0.420	84.67	1:44.659	4
5	27	E	3 Marcus GOOSE		Aprilia -	7	12:42.871	52.983	22.587	82.16	1:46.072	6
6	34	E	4 Dan STUART	R	Yamaha - www.aspectmaintenance.co.uk	7	12:42.944	53.056	0.073	82.15	1:46.650	6
7	93	E	5 Ben MILLS		Yamaha - Mills Racing Team	7	12:51.219	1:01.331	8.275	81.27	1:47.571	5
8	173	E	6 Sarah JORDAN		Ducati -	7	12:53.020	1:03.132	1.801	81.08	1:48.393	5
9	18		3 Gerrard SPEAR		Suzuki - Team V Speed	7	12:57.041	1:07.153	4.021	80.66	1:48.676	7
10	73	E	7 Ian DAVIS		Aprilia - KKDC	7	12:57.848	1:07.960	0.807	80.58	1:49.664	2
11	121		4 Roger MARSH	R	Suzuki -	7	12:58.548	1:08.660	0.700	80.51	1:49.193	3
12	43		5 Colin WALKLEY		Kawasaki - ELP Racing	7	12:59.280	1:09.392	0.732	80.43	1:49.502	3
13	19		6 Kevin LILLEY		Suzuki - T.C. Repair & Supply	7	13:00.881	1:10.993	1.601	80.26	1:48.613	7
14	3		7 Marcus NEWALL		Suzuki -	7	13:03.829	1:13.941	2.948	79.96	1:49.610	7
15	14		8 Doug EDMONDSON		Yamaha -	7	13:08.327	1:18.439	4.498	79.51	1:50.573	5
16	81		9 Malvern MAY		Suzuki -	7	13:13.571	1:23.683	5.244	78.98	1:49.117	3
17	254	E	8 Rick WINDAS		Ducati - Desmowerx/254 Medical Regiment	7	13:17.200	1:27.312	3.629	78.62	1:50.130	6
18	53	E	9 Ivan LONDAL	R	Yamaha -	7	13:21.682	1:31.794	4.482	78.18	1:50.788	5
19	70		10 Peter THORNTON		Yamaha - Cadmatic	7	13:24.924	1:35.036	3.242	77.87	1:52.215	4
20	54		11 Eric GORRIDGE		Kawasaki -	7	13:26.629	1:36.741	1.705	77.70	1:51.955	7
21	127		12 Sean MACOY		Ducati -	7	13:26.692	1:36.804	0.063	77.70	1:51.325	5
22	169		13 Rob MILES		Suzuki - Ilkeston Printers/ Jtek Instruments	7	13:28.252	1:38.364	1.560	77.55	1:52.705	7
23	270		14 Wes SMITH		Kawasaki -	7	13:28.448	1:38.560	0.196	77.53	1:53.203	5
24	5	E	10 Nick BISHOP	R	Suzuki -	7	13:31.370	1:41.482	2.922	77.25	1:50.960	7
25	65		15 Ian SOILLEUX		Yamaha -	7	13:34.455	1:44.567	3.085	76.96	1:53.796	6
26	75		16 Leigh BRADBURY	R	Suzuki -	7	13:36.747	1:46.859	2.292	76.74	1:54.334	7
27	143		17 Julian ENTICKNAP		Suzuki - Assesstech	6	11:59.150	1 Lap	1 Lap	74.70	1:55.693	4
28	120		18 Jose TOUCEDA	R	Suzuki - Cell2	6	12:02.985	1 Lap	3.835	74.31	1:57.813	6
29	32		19 Thomas WILLIAMS	R	Honda -	6	12:14.361	1 Lap	11.376	73.16	1:59.667	6
30	30		20 Andy BARTLETT		Laverda -	6	12:24.128	1 Lap	9.767	72.20	2:00.891	6
31	41	E	11 Dave COURT		Kawasaki -	6	12:36.582	1 Lap	12.454	71.01	2:03.049	5

NOT CLASSIFIED

DNF	61		Oliver FOOKS		Ducati - ELP Racing	6	10:53.506	1 Lap		82.21	1:47.097	6
DNF	94	E	Matthew HORLER	R	Kawasaki -	3	5:30.636	4 Laps	3 Laps	81.24	1:47.852	2
DNF	2		Gabrielle BURNE		Suzuki - LS2 Helmets/Ravenol	2	4:11.524	5 Laps	1 Lap	71.20	2:07.546	1
DNF	20		Adam NELSON		Ducati - Desmowerx	1	1:57.431	6 Laps	1 Lap	76.25		
DNF	22		Dave HARVIEK		Honda - SW Roofing	0						
DNF	77		David MAY		Ducati - STS	0						
DNF	91		Steve PARROTT		Tigcraft - Stoneways Insurance	0						
DQ	177	E	Steve JORDAN		Ducati - Steve Jordan M/C	0						

FASTEST LAP

7	E	Dan COUZENS	Suzuki - Team V Speed	7	1:39.686	89.82 mph	144.56 kph
15		Adam CROSS	Suzuki - G C Haulage	4	1:44.659	85.55 mph	137.69 kph

Bike 177 disqualified for a technical infringement.

Donington Park GP

Circuit Length = 2.4873 miles

Start: 17:19 Flag 17:31 End: 17:33

Weather / Track : Cloudy / Dry

These results are provisional until the conclusion of any judicial and technical matters.

Clerk Of Course :	Timekeeper :
-------------------	--------------

Results can be found at www.tsl-timing.com

Printed - 18:17 Saturday, 27 July 2013



BMCRC-MRO Championships 2013 - Donington GP

BMCRC Thunderbikes & Thunderbikes Extreme

RACE 8 - LAP CHART

LAP 1		
NO	BEHIND	LAP TIME

177		1:45.393
7	0.251	1:45.644
6	2.669	1:48.062
44	3.438	1:48.831
15	4.415	1:49.808
61	7.287	1:52.680
94	8.744	1:54.137
34	9.077	1:54.470
27	9.744	1:55.137
73	10.414	1:55.807
173	10.622	1:56.015
93	11.175	1:56.568
43	12.028	1:57.421
20	12.038	1:57.431 P
121	12.386	1:57.779
18	12.432	1:57.825
81	13.864	1:59.257
19	14.064	1:59.457
3	14.638	2:00.031
14	15.360	2:00.753
270	17.727	2:03.120
54	17.900	2:03.293
53	18.882	2:04.275
75	19.166	2:04.559
169	19.627	2:05.020
127	20.187	2:05.580
65	20.278	2:05.671
70	21.104	2:06.497
2	22.153	2:07.546
5	22.330	2:07.723
254	23.356	2:08.749
120	23.515	2:08.908
32	25.409	2:10.802
30	26.887	2:12.280
143	27.658	2:13.051
41	28.041	2:13.434

LAP 2		
NO	BEHIND	LAP TIME

177		1:41.529
7	0.263	1:41.541
6	6.505	1:45.365
44	6.916	1:45.007
15	7.812	1:44.926
61	14.052	1:48.294
94	15.067	1:47.852
34	15.176	1:47.628
27	15.578	1:47.363
73	18.549	1:49.664
173	18.858	1:49.765
93	19.233	1:49.587
121	21.128	1:50.271
18	21.963	1:51.060
81	22.949	1:50.614
43	23.425	1:52.926
19	23.707	1:51.172
3	23.963	1:50.854
14	25.314	1:51.483
270	31.372	1:55.174
54	31.628	1:55.257
53	33.266	1:55.913
75	33.686	1:56.049

70	33.817	1:54.242
169	34.614	1:56.516
254	34.630	1:52.803
65	35.432	1:56.683
127	35.551	1:56.893
5	35.698	1:54.897
120	41.468	1:59.482
143	44.375	1:58.246
2	44.602	2:03.978 P
32	45.614	2:01.734
30	47.976	2:02.618
41	51.563	2:05.051

LAP 3		
NO	BEHIND	LAP TIME

177		1:41.534
7	0.130	1:41.401
44	10.591	1:45.209
6	11.120	1:46.149
15	11.908	1:45.630
61	21.220	1:48.702
34	21.402	1:47.760
27	21.609	1:47.565
94	22.180	1:48.647
73	27.752	1:50.737
173	28.165	1:50.841
93	28.360	1:50.661
121	28.787	1:49.193
18	29.181	1:48.752
81	30.532	1:49.117
43	31.393	1:49.502
19	32.146	1:49.973
3	32.893	1:50.464
14	35.473	1:51.693
270	43.349	1:53.511
53	43.953	1:52.221
54	44.762	1:54.668
254	44.782	1:51.686
70	45.485	1:53.202
169	47.113	1:54.033
75	47.267	1:55.115
127	47.731	1:53.714
65	48.933	1:55.035
5	49.090	1:54.926
143	58.625	1:55.784
120	58.740	1:58.806
32	1:03.898	1:59.818
30	1:09.360	2:02.918
41	1:14.784	2:04.755

LAP 4		
NO	BEHIND	LAP TIME

177		1:40.735
7	0.144	1:40.749
44	14.289	1:44.433
6	15.055	1:44.670
15	15.832	1:44.659
61	29.435	1:48.950
34	29.573	1:48.906
27	30.072	1:49.198
173	37.379	1:49.949
93	38.422	1:50.797
73	39.108	1:52.091
18	39.484	1:51.038

81	39.647	1:49.850
121	39.917	1:51.865
43	40.396	1:49.738
19	42.107	1:50.696
3	42.622	1:50.464
14	46.355	1:51.617
53	55.624	1:52.406
254	56.322	1:52.275
70	56.965	1:52.215
270	57.680	1:55.066
54	58.168	1:54.141
169	1:00.028	1:53.650
127	1:00.127	1:53.131
75	1:02.145	1:55.613
65	1:02.957	1:54.759
5	1:03.246	1:54.891
143	1:13.583	1:55.693
120	1:16.663	1:58.658
32	1:23.367	2:00.204
30	1:31.292	2:02.667

LAP 5		
NO	BEHIND	LAP TIME

7		1:40.739
177	0.217	1:41.100
41	1 Lap	2:07.155
44	19.219	1:45.813
6	20.147	1:45.975
15	20.343	1:45.394
61	36.335	1:47.783
27	37.749	1:48.560
34	37.921	1:49.231
173	44.889	1:48.393
93	45.110	1:47.571
18	47.527	1:48.926
73	47.949	1:49.724
81	48.254	1:49.490
121	49.633	1:50.599
43	49.775	1:50.262
19	51.973	1:50.749
3	52.382	1:50.643
14	56.045	1:50.573
53	1:05.529	1:50.788
254	1:06.085	1:50.646
70	1:08.765	1:52.683
270	1:10.000	1:53.203
54	1:10.434	1:53.149
127	1:10.569	1:51.325
169	1:12.243	1:53.098
65	1:16.659	1:54.585
75	1:16.881	1:55.619
5	1:17.007	1:54.644
143	1:30.340	1:57.640
120	1:35.098	1:59.318

LAP 6		
NO	BEHIND	LAP TIME

7		1:40.128
177	2.488	1:42.399
32	1 Lap	2:02.136
30	1 Lap	2:02.754
41	1 Lap	2:03.049
44	24.011	1:44.920
6	24.934	1:44.915

15	25.336	1:45.121
61	43.304	1:47.097
27	43.693	1:46.072
34	44.443	1:46.650
93	52.808	1:47.826
173	53.812	1:49.051
73	57.743	1:49.922
18	58.163	1:50.764
121	58.716	1:49.211
43	59.495	1:49.848
19	1:02.066	1:50.221
3	1:04.017	1:51.763
14	1:06.716	1:50.799
81	1:12.073	2:03.947
254	1:16.087	1:50.130
53	1:20.131	1:54.730
70	1:21.441	1:52.804
270	1:24.408	1:54.536
54	1:24.472	1:54.166
127	1:24.672	1:54.231
169	1:25.345	1:53.230
5	1:30.208	1:53.329
65	1:30.327	1:53.796
75	1:32.211	1:55.458

LAP 7		
NO	BEHIND	LAP TIME

7		1:39.686
177	5.360	1:42.558
143	1 Lap	1:58.736
120	1 Lap	1:57.813
32	1 Lap	1:59.667
44	29.438	1:45.113
6	29.976	1:44.728
15	30.396	1:44.746
30	1 Lap	2:00.891
41	1 Lap	2:03.138
27	52.983	1:48.976
34	53.056	1:48.299
93	1:01.331	1:48.209
173	1:03.132	1:49.006
18	1:07.153	1:48.676
73	1:07.960	1:49.903
121	1:08.660	1:49.630
43	1:09.392	1:49.583
19	1:10.993	1:48.613
3	1:13.941	1:49.610
14	1:18.439	1:51.409
81	1:23.683	1:51.296
254	1:27.312	1:50.911
53	1:31.794	1:51.349
70	1:35.036	1:53.281
54	1:36.741	1:51.955
127	1:36.804	1:51.818
169	1:38.364	1:52.705
270	1:38.560	1:53.838
5	1:41.482	1:50.960
65	1:44.567	1:53.926
75	1:46.859	1:54.334

Weather / Track : Cloudy / Dry

Donington Park GP
Circuit Length = 2.4873 miles
Start: 17:19 Flag 17:31 End: 17:33

BMCRC-MRO Championships 2013 - Donington GP

BMCRC Thunderbikes & Thunderbikes Extreme

RACE 8 - LAP ANALYSIS

DIFF = Difference To Personal Best Lap

P1 7 Dan COUZENS				
LAP	LAP TIME	DIFF	MPH	TIME OF DAY
1 -	1:45.644	5.958	84.76	17:21:28.529
2 -	1:41.541	1.855	88.18	17:23:10.070
3 -	1:41.401	1.715	88.30	17:24:51.471
4 -	1:40.749	1.063	88.87	17:26:32.220
5 -	1:40.739 (3)	1.053	88.88	17:28:12.959
6 -	1:40.128 (2)	0.442	89.43	17:29:53.087
7 -	1:39.686 (1)		89.82	17:31:32.773

P2 177 Steve JORDAN				
LAP	LAP TIME	DIFF	MPH	TIME OF DAY
1 -	1:45.393	4.658	84.96	17:21:28.278
2 -	1:41.529 (3)	0.794	88.19	17:23:09.807
3 -	1:41.534	0.799	88.19	17:24:51.341
4 -	1:40.735 (1)		88.89	17:26:32.076
5 -	1:41.100 (2)	0.365	88.57	17:28:13.176
6 -	1:42.399	1.664	87.44	17:29:55.575
7 -	1:42.558	1.823	87.31	17:31:38.133

P3 44 Denzil DAVIES				
LAP	LAP TIME	DIFF	MPH	TIME OF DAY
1 -	1:48.831	4.398	82.27	17:21:31.716
2 -	1:45.007 (3)	0.574	85.27	17:23:16.723
3 -	1:45.209	0.776	85.11	17:25:01.932
4 -	1:44.433 (1)		85.74	17:26:46.365
5 -	1:45.813	1.380	84.62	17:28:32.178
6 -	1:44.920 (2)	0.487	85.34	17:30:17.098
7 -	1:45.113	0.680	85.18	17:32:02.211

P4 6 Martin COOPER				
LAP	LAP TIME	DIFF	MPH	TIME OF DAY
1 -	1:48.062	3.392	82.86	17:21:30.947
2 -	1:45.365	0.695	84.98	17:23:16.312
3 -	1:46.149	1.479	84.35	17:25:02.461
4 -	1:44.670 (1)		85.54	17:26:47.131
5 -	1:45.975	1.305	84.49	17:28:33.106
6 -	1:44.915 (3)	0.245	85.34	17:30:18.021
7 -	1:44.728 (2)	0.058	85.50	17:32:02.749

P5 15 Adam CROSS				
LAP	LAP TIME	DIFF	MPH	TIME OF DAY
1 -	1:49.808	5.149	81.54	17:21:32.693
2 -	1:44.926 (3)	0.267	85.34	17:23:17.619
3 -	1:45.630	0.971	84.77	17:25:03.249
4 -	1:44.659 (1)		85.55	17:26:47.908
5 -	1:45.394	0.735	84.96	17:28:33.302
6 -	1:45.121	0.462	85.18	17:30:18.423
7 -	1:44.746 (2)	0.087	85.48	17:32:03.169

P6 27 Marcus GOOSE				
LAP	LAP TIME	DIFF	MPH	TIME OF DAY
1 -	1:55.137	9.065	77.77	17:21:38.022
2 -	1:47.363 (2)	1.291	83.40	17:23:25.385
3 -	1:47.565 (3)	1.493	83.24	17:25:12.950
4 -	1:49.198	3.126	82.00	17:27:02.148
5 -	1:48.560	2.488	82.48	17:28:50.708
6 -	1:46.072 (1)		84.41	17:30:36.780
7 -	1:48.976	2.904	82.16	17:32:25.756

DIFF = Difference To Personal Best Lap

P7 34 Dan STUART				
LAP	LAP TIME	DIFF	MPH	TIME OF DAY
1 -	1:54.470	7.820	78.22	17:21:37.355
2 -	1:47.628 (2)	0.978	83.19	17:23:24.983
3 -	1:47.760 (3)	1.110	83.09	17:25:12.743
4 -	1:48.906	2.256	82.22	17:27:01.649
5 -	1:49.231	2.581	81.97	17:28:50.880
6 -	1:46.650 (1)		83.96	17:30:37.530
7 -	1:48.299	1.649	82.68	17:32:25.829

P8 93 Ben MILLS				
LAP	LAP TIME	DIFF	MPH	TIME OF DAY
1 -	1:56.568	8.997	76.81	17:21:39.453
2 -	1:49.587	2.016	81.71	17:23:29.040
3 -	1:50.661	3.090	80.91	17:25:19.701
4 -	1:50.797	3.226	80.81	17:27:10.498
5 -	1:47.571 (1)		83.24	17:28:58.069
6 -	1:47.826 (2)	0.255	83.04	17:30:45.895
7 -	1:48.209 (3)	0.638	82.75	17:32:34.104

P9 173 Sarah JORDAN				
LAP	LAP TIME	DIFF	MPH	TIME OF DAY
1 -	1:56.015	7.622	77.18	17:21:38.900
2 -	1:49.765	1.372	81.57	17:23:28.665
3 -	1:50.841	2.448	80.78	17:25:19.506
4 -	1:49.949	1.556	81.44	17:27:09.455
5 -	1:48.393 (1)		82.61	17:28:57.848
6 -	1:49.051 (3)	0.658	82.11	17:30:46.899
7 -	1:49.006 (2)	0.613	82.14	17:32:35.905

P10 18 Gerrard SPEAR				
LAP	LAP TIME	DIFF	MPH	TIME OF DAY
1 -	1:57.825	9.149	75.99	17:21:40.710
2 -	1:51.060	2.384	80.62	17:23:31.770
3 -	1:48.752 (2)	0.076	82.33	17:25:20.522
4 -	1:51.038	2.362	80.64	17:27:11.560
5 -	1:48.926 (3)	0.250	82.20	17:29:00.486
6 -	1:50.764	2.088	80.84	17:30:51.250
7 -	1:48.676 (1)		82.39	17:32:39.926

P11 73 Ian DAVIS				
LAP	LAP TIME	DIFF	MPH	TIME OF DAY
1 -	1:55.807	6.143	77.32	17:21:38.692
2 -	1:49.664 (1)		81.65	17:23:28.356
3 -	1:50.737	1.073	80.86	17:25:19.093
4 -	1:52.091	2.427	79.88	17:27:11.184
5 -	1:49.724 (2)	0.060	81.60	17:29:00.908
6 -	1:49.922	0.258	81.46	17:30:50.830
7 -	1:49.903 (3)	0.239	81.47	17:32:40.733

P12 121 Roger MARSH				
LAP	LAP TIME	DIFF	MPH	TIME OF DAY
1 -	1:57.779	8.586	76.02	17:21:40.664
2 -	1:50.271	1.078	81.20	17:23:30.935
3 -	1:49.193 (1)		82.00	17:25:20.128
4 -	1:51.865	2.672	80.04	17:27:11.993
5 -	1:50.599	1.406	80.96	17:29:02.592
6 -	1:49.211 (2)	0.018	81.99	17:30:51.803

Weather / Track : Cloudy / Dry

Donington Park GP

Circuit Length = 2.4873 miles

Start: 17:19 Flag 17:31 End: 17:33

BMCRC-MRO Championships 2013 - Donington GP

BMCRC Thunderbikes & Thunderbikes Extreme

RACE 8 - LAP ANALYSIS

DIFF = Difference To Personal Best Lap

7 - 1:49.630 (3) 0.437 81.67 17:32:41.433

P13 43 Colin WALKEY

LAP	LAP TIME	DIFF	MPH	TIME OF DAY
1 -	1:57.421	7.919	76.25	17:21:40.306
2 -	1:52.926	3.424	79.29	17:23:33.232
3 -	1:49.502 (1)		81.77	17:25:22.734
4 -	1:49.738 (3)	0.236	81.59	17:27:12.472
5 -	1:50.262	0.760	81.21	17:29:02.734
6 -	1:49.848	0.346	81.51	17:30:52.582
7 -	1:49.583 (2)	0.081	81.71	17:32:42.165

P14 19 Kevin LILLEY

LAP	LAP TIME	DIFF	MPH	TIME OF DAY
1 -	1:59.457	10.844	74.95	17:21:42.342
2 -	1:51.172	2.559	80.54	17:23:33.514
3 -	1:49.973 (2)	1.360	81.42	17:25:23.487
4 -	1:50.696	2.083	80.89	17:27:14.183
5 -	1:50.749	2.136	80.85	17:29:04.932
6 -	1:50.221 (3)	1.608	81.24	17:30:55.153
7 -	1:48.613 (1)		82.44	17:32:43.766

P15 3 Marcus NEWALL

LAP	LAP TIME	DIFF	MPH	TIME OF DAY
1 -	2:00.031	10.421	74.60	17:21:42.916
2 -	1:50.854	1.244	80.77	17:23:33.770
3 -	1:50.464 (2)	0.854	81.06	17:25:24.234
4 -	1:50.464 (2)	0.854	81.06	17:27:14.698
5 -	1:50.643	1.033	80.93	17:29:05.341
6 -	1:51.763	2.153	80.12	17:30:57.104
7 -	1:49.610 (1)		81.69	17:32:46.714

P16 14 Doug EDMONDSON

LAP	LAP TIME	DIFF	MPH	TIME OF DAY
1 -	2:00.753	10.180	74.15	17:21:43.638
2 -	1:51.483	0.910	80.32	17:23:35.121
3 -	1:51.693	1.120	80.17	17:25:26.814
4 -	1:51.617	1.044	80.22	17:27:18.431
5 -	1:50.573 (1)		80.98	17:29:09.004
6 -	1:50.799 (2)	0.226	80.81	17:30:59.803
7 -	1:51.409 (3)	0.836	80.37	17:32:51.212

P17 81 Malvern MAY

LAP	LAP TIME	DIFF	MPH	TIME OF DAY
1 -	1:59.257	10.140	75.08	17:21:42.142
2 -	1:50.614	1.497	80.95	17:23:32.756
3 -	1:49.117 (1)		82.06	17:25:21.873
4 -	1:49.850 (3)	0.733	81.51	17:27:11.723
5 -	1:49.490 (2)	0.373	81.78	17:29:01.213
6 -	2:03.947	14.830	72.24	17:31:05.160
7 -	1:51.296	2.179	80.45	17:32:56.456

P18 254 Rick WINDAS

LAP	LAP TIME	DIFF	MPH	TIME OF DAY
1 -	2:08.749	18.619	69.54	17:21:51.634
2 -	1:52.803	2.673	79.38	17:23:44.437
3 -	1:51.686	1.556	80.17	17:25:36.123
4 -	1:52.275	2.145	79.75	17:27:28.398
5 -	1:50.646 (2)	0.516	80.92	17:29:19.044

DIFF = Difference To Personal Best Lap

6 - 1:50.130 (1) 81.30 17:31:09.174

7 - 1:50.911 (3) 0.781 80.73 17:33:00.085

P19 53 Ivan LONDAL

LAP	LAP TIME	DIFF	MPH	TIME OF DAY
1 -	2:04.275	13.487	72.05	17:21:47.160
2 -	1:55.913	5.125	77.25	17:23:43.073
3 -	1:52.221 (3)	1.433	79.79	17:25:35.294
4 -	1:52.406	1.618	79.66	17:27:27.700
5 -	1:50.788 (1)		80.82	17:29:18.488
6 -	1:54.730	3.942	78.04	17:31:13.218
7 -	1:51.349 (2)	0.561	80.41	17:33:04.567

P20 70 Peter THORNTON

LAP	LAP TIME	DIFF	MPH	TIME OF DAY
1 -	2:06.497	14.282	70.78	17:21:49.382
2 -	1:54.242	2.027	78.38	17:23:43.624
3 -	1:53.202	0.987	79.10	17:25:36.826
4 -	1:52.215 (1)		79.79	17:27:29.041
5 -	1:52.683 (2)	0.468	79.46	17:29:21.724
6 -	1:52.804 (3)	0.589	79.38	17:31:14.528
7 -	1:53.281	1.066	79.04	17:33:07.809

P21 54 Eric GORRIDGE

LAP	LAP TIME	DIFF	MPH	TIME OF DAY
1 -	2:03.293	11.338	72.62	17:21:46.178
2 -	1:55.257	3.302	77.69	17:23:41.435
3 -	1:54.668	2.713	78.09	17:25:36.103
4 -	1:54.141 (3)	2.186	78.45	17:27:30.244
5 -	1:53.149 (2)	1.194	79.13	17:29:23.393
6 -	1:54.166	2.211	78.43	17:31:17.559
7 -	1:51.955 (1)		79.98	17:33:09.514

P22 127 Sean MACOY

LAP	LAP TIME	DIFF	MPH	TIME OF DAY
1 -	2:05.580	14.255	71.30	17:21:48.465
2 -	1:56.893	5.568	76.60	17:23:45.358
3 -	1:53.714	2.389	78.74	17:25:39.072
4 -	1:53.131 (3)	1.806	79.15	17:27:32.203
5 -	1:51.325 (1)		80.43	17:29:23.528
6 -	1:54.231	2.906	78.38	17:31:17.759
7 -	1:51.818 (2)	0.493	80.08	17:33:09.577

P23 169 Rob MILES

LAP	LAP TIME	DIFF	MPH	TIME OF DAY
1 -	2:05.020	12.315	71.62	17:21:47.905
2 -	1:56.516	3.811	76.85	17:23:44.421
3 -	1:54.033	1.328	78.52	17:25:38.454
4 -	1:53.650	0.945	78.78	17:27:32.104
5 -	1:53.098 (2)	0.393	79.17	17:29:25.202
6 -	1:53.230 (3)	0.525	79.08	17:31:18.432
7 -	1:52.705 (1)		79.45	17:33:11.137

P24 270 Wes SMITH

LAP	LAP TIME	DIFF	MPH	TIME OF DAY
1 -	2:03.120	9.917	72.72	17:21:46.005
2 -	1:55.174	1.971	77.74	17:23:41.179
3 -	1:53.511 (2)	0.308	78.88	17:25:34.690
4 -	1:55.066	1.863	77.82	17:27:29.756

Donington Park GP

Circuit Length = 2.4873 miles

Start: 17:19 Flag 17:31 End: 17:33

Weather / Track : Cloudy / Dry

BMCRC-MRO Championships 2013 - Donington GP

BMCRC Thunderbikes & Thunderbikes Extreme

RACE 8 - LAP ANALYSIS

DIFF = Difference To Personal Best Lap

5 -	1:53.203 (1)		79.10	17:29:22.959
6 -	1:54.536	1.333	78.18	17:31:17.495
7 -	1:53.838 (3)	0.635	78.65	17:33:11.333

P25 5 Nick BISHOP				
LAP	LAP TIME	DIFF	MPH	TIME OF DAY
1 -	2:07.723	16.763	70.10	17:21:50.608
2 -	1:54.897	3.937	77.93	17:23:45.505
3 -	1:54.926	3.966	77.91	17:25:40.431
4 -	1:54.891	3.931	77.93	17:27:35.322
5 -	1:54.644 (3)	3.684	78.10	17:29:29.966
6 -	1:53.329 (2)	2.369	79.01	17:31:23.295
7 -	1:50.960 (1)		80.69	17:33:14.255

P26 65 Ian SOILLEUX				
LAP	LAP TIME	DIFF	MPH	TIME OF DAY
1 -	2:05.671	11.875	71.25	17:21:48.556
2 -	1:56.683	2.887	76.74	17:23:45.239
3 -	1:55.035	1.239	77.84	17:25:40.274
4 -	1:54.759	0.963	78.02	17:27:35.033
5 -	1:54.585 (3)	0.789	78.14	17:29:29.618
6 -	1:53.796 (1)		78.68	17:31:23.414
7 -	1:53.926 (2)	0.130	78.59	17:33:17.340

P27 75 Leigh BRADBURY				
LAP	LAP TIME	DIFF	MPH	TIME OF DAY
1 -	2:04.559	10.225	71.88	17:21:47.444
2 -	1:56.049	1.715	77.16	17:23:43.493
3 -	1:55.115 (2)	0.781	77.78	17:25:38.608
4 -	1:55.613	1.279	77.45	17:27:34.221
5 -	1:55.619	1.285	77.44	17:29:29.840
6 -	1:55.458 (3)	1.124	77.55	17:31:25.298
7 -	1:54.334 (1)		78.31	17:33:19.632

P28 143 Julian ENTICKNAP				
LAP	LAP TIME	DIFF	MPH	TIME OF DAY
1 -	2:13.051	17.358	67.30	17:21:55.936
2 -	1:58.246	2.553	75.72	17:23:54.182
3 -	1:55.784 (2)	0.091	77.33	17:25:49.966
4 -	1:55.693 (1)		77.39	17:27:45.659
5 -	1:57.640 (3)	1.947	76.11	17:29:43.299
6 -	1:58.736	3.043	75.41	17:31:42.035

P29 120 Jose TOUCEDA				
LAP	LAP TIME	DIFF	MPH	TIME OF DAY
1 -	2:08.908	11.095	69.46	17:21:51.793
2 -	1:59.482	1.669	74.94	17:23:51.275
3 -	1:58.806 (3)	0.993	75.37	17:25:50.081
4 -	1:58.658 (2)	0.845	75.46	17:27:48.739
5 -	1:59.318	1.505	75.04	17:29:48.057
6 -	1:57.813 (1)		76.00	17:31:45.870

P30 32 Thomas WILLIAMS				
LAP	LAP TIME	DIFF	MPH	TIME OF DAY
1 -	2:10.802	11.135	68.45	17:21:53.687
2 -	2:01.734	2.067	73.55	17:23:55.421
3 -	1:59.818 (2)	0.151	74.73	17:25:55.239
4 -	2:00.204 (3)	0.537	74.49	17:27:55.443
5 -	2:02.136	2.469	73.31	17:29:57.579

DIFF = Difference To Personal Best Lap

6 -	1:59.667 (1)	74.82	17:31:57.246
-----	---------------------	--------------	---------------------

P31 30 Andy BARTLETT				
LAP	LAP TIME	DIFF	MPH	TIME OF DAY
1 -	2:12.280	11.389	67.69	17:21:55.165
2 -	2:02.618 (2)	1.727	73.02	17:23:57.783
3 -	2:02.918	2.027	72.84	17:26:00.701
4 -	2:02.667 (3)	1.776	72.99	17:28:03.368
5 -	2:02.754	1.863	72.94	17:30:06.122
6 -	2:00.891 (1)		74.07	17:32:07.013

P32 41 Dave COURT				
LAP	LAP TIME	DIFF	MPH	TIME OF DAY
1 -	2:13.434	10.385	67.10	17:21:56.319
2 -	2:05.051	2.002	71.60	17:24:01.370
3 -	2:04.755 (3)	1.706	71.77	17:26:06.125
4 -	2:07.155	4.106	70.42	17:28:13.280
5 -	2:03.049 (1)		72.77	17:30:16.329
6 -	2:03.138 (2)	0.089	72.71	17:32:19.467

P33 61 Oliver FOOKS				
LAP	LAP TIME	DIFF	MPH	TIME OF DAY
1 -	1:52.680	5.583	79.46	17:21:35.565
2 -	1:48.294 (3)	1.197	82.68	17:23:23.859
3 -	1:48.702	1.605	82.37	17:25:12.561
4 -	1:48.950	1.853	82.18	17:27:01.511
5 -	1:47.783 (2)	0.686	83.07	17:28:49.294
6 -	1:47.097 (1)		83.61	17:30:36.391

P34 94 Matthew HORLER				
LAP	LAP TIME	DIFF	MPH	TIME OF DAY
1 -	1:54.137 (3)	6.285	78.45	17:21:37.022
2 -	1:47.852 (1)		83.02	17:23:24.874
3 -	1:48.647 (2)	0.795	82.41	17:25:13.521

P35 2 Gabrielle BURNE				
LAP	LAP TIME	DIFF	MPH	TIME OF DAY
1 -	2:07.546 (1)		70.20	17:21:50.431
2 -	2:03.978 P		72.22	17:23:54.409

P36 20 Adam NELSON				
LAP	LAP TIME	DIFF	MPH	TIME OF DAY
1 -	1:57.431 P		76.25	17:21:40.316

Weather / Track : Cloudy / Dry

Donington Park GP


Circuit Length = 2.4873 miles

Start: 17:19 Flag 17:31 End: 17:33

BMCRC-MRO Championships 2013 - Donington GP

BMCRC Thunderbikes & Thunderbikes Extreme

RACE 7 - GRID

ROW 10	39	177	Steve JORDAN	38	91	Steve PARROTT	37	77	David MAY			
ROW 9	36	22	Dave HARVIEK	35	20	Adam NELSON	34	2	Gabrielle BURNE	33	94	Matthew HORLER
ROW 8	32	61	Oliver FOOKS	31	41	Dave COURT	30	30	Andy BARTLETT	29	32	Thomas WILLIAMS
ROW 7	28	120	Jose TOUCEDA	27	143	Julian ENTICKNAP	26	75	Leigh BRADBURY	25	65	Ian SOILLEUX
ROW 6	24	5	Nick BISHOP	23	270	Wes SMITH	22	169	Rob MILES	21	127	Sean MACOY
ROW 5	20	54	Eric GORRIDGE	19	70	Peter THORNTON	18	53	Ivan LONDAL	17	254	Rick WINDAS
ROW 4	16	81	Malvern MAY	15	14	Doug EDMONDSON	14	3	Marcus NEWALL	13	19	Kevin LILLEY
ROW 3	12	43	Colin WALKEY	11	121	Roger MARSH	10	73	Ian DAVIS	9	18	Gerrard SPEAR
ROW 2	8	173	Sarah JORDAN	7	93	Ben MILLS	6	34	Dan STUART	5	27	Marcus GOOSE
ROW 1	4	15	Adam CROSS	3	6	Martin COOPER	2	44	Denzil DAVIES	1	7	Dan COUZENS
Pole												
												

Donington Park GP
Circuit Length = 2.4873 miles

These results are provisional until the conclusion of any judicial and technical matters.

Clerk Of Course :		Timekeeper :
-------------------	--	--------------

Results can be found at www.tsl-timing.com

Printed - 18:19 Saturday, 27 July 2013



BMCRC-MRO Championships 2013 - Donington GP

BMCRC Thunderbikes & Thunderbikes Extreme

RACE 7 - CLASSIFICATION

POS	NO	CL	PIC NAME	R	ENTRY	LAPS	TIME	GAP	DIFF	MPH	BEST	ON
1	7	E	1 Dan COUZENS		Suzuki - Team V Speed	8	13:34.300			87.97	1:40.544	2
2	44	E	2 Denzil DAVIES		Yamaha -	8	14:00.294	25.994	25.994	85.25	1:42.887	8
3	15		1 Adam CROSS		Suzuki - G C Haulage	8	14:04.366	30.066	4.072	84.83	1:44.478	6
4	6		2 Martin COOPER		Tigcraft - Hugh Freeman	8	14:05.394	31.094	1.028	84.73	1:44.539	2
5	177 *	E	3 Steve JORDAN		Ducati - Steve Jordan M/C	8	14:10.176	35.876	4.782	84.25	1:41.718	5
6	27	E	4 Marcus GOOSE		Aprilia -	8	14:16.992	42.692	6.816	83.58	1:45.441	3
7	20		3 Adam NELSON		Ducati - Desmowerx	8	14:19.556	45.256	2.564	83.34	1:45.700	6
8	34	E	5 Dan STUART	R	Yamaha - www.aspectmaintenance.co.uk	8	14:20.592	46.292	1.036	83.23	1:45.751	5
9	173	E	6 Sarah JORDAN		Ducati -	8	14:23.520	49.220	2.928	82.95	1:46.920	4
10	93	E	7 Ben MILLS		Yamaha - Mills Racing Team	8	14:27.733	53.433	4.213	82.55	1:46.792	6
11	81		4 Malvern MAY		Suzuki -	8	14:33.608	59.308	5.875	81.99	1:47.440	8
12	61		5 Oliver FOOKS		Ducati - ELP Racing	8	14:34.271	59.971	0.663	81.93	1:47.928	5
13	91		6 Steve PARROTT		Tigcraft - Stoneways Insurance	8	14:36.386	1:02.086	2.115	81.73	1:46.750	8
14	121		7 Roger MARSH	R	Suzuki -	8	14:38.560	1:04.260	2.174	81.53	1:48.460	8
15	43		8 Colin WALKER		Kawasaki - ELP Racing	8	14:40.107	1:05.807	1.547	81.39	1:48.411	6
16	18		9 Gerrard SPEAR		Suzuki - Team V Speed	8	14:40.386	1:06.086	0.279	81.36	1:48.394	8
17	254	E	8 Rick WINDAS		Ducati - Desmowerx/254 Medical Regiment	8	14:55.337	1:21.037	14.951	80.00	1:49.354	4
18	19		10 Kevin LILLEY		Suzuki - T.C. Repair & Supply	8	14:55.645	1:21.345	0.308	79.98	1:50.661	5
19	49	E	9 Rob BEAN		Spondon - Streetfighters	8	15:00.358	1:26.058	4.713	79.56	1:50.627	8
20	70		11 Peter THORNTON		Yamaha - Cadmatic	8	15:10.239	1:35.939	9.881	78.69	1:51.174	7
21	54		12 Eric GORRIDGE		Kawasaki -	8	15:10.629	1:36.329	0.390	78.66	1:50.760	8
22	270		13 Wes SMITH		Kawasaki -	8	15:11.288	1:36.988	0.659	78.60	1:50.334	8
23	14		14 Doug EDMONDSON		Yamaha -	8	15:12.419	1:38.119	1.131	78.51	1:51.210	8
24	127		15 Sean MACOY		Ducati -	8	15:13.204	1:38.904	0.785	78.44	1:49.661	6
25	75		16 Leigh BRADBURY	R	Suzuki -	8	15:20.731	1:46.431	7.527	77.80	1:52.267	8
26	143		17 Julian ENTICKNAP		Suzuki - Assesstech	8	15:24.775	1:50.475	4.044	77.46	1:53.312	8
27	169		18 Rob MILES		Suzuki - Ilkeston Printers/ Jtek Instruments	8	15:26.711	1:52.411	1.936	77.30	1:53.622	6
28	120		19 Jose TOUCEDA	R	Suzuki - Cell2	7	13:34.997	1 Lap	1 Lap	76.90	1:53.688	2
29	5	E	10 Nick BISHOP	R	Suzuki -	7	13:38.344	1 Lap	3.347	76.59	1:53.691	6
30	22		20 Dave HARVIEK		Honda - SW Roofing	7	13:42.040	1 Lap	3.696	76.25	1:53.201	5
31	32		21 Thomas WILLIAMS	R	Honda -	7	13:59.174	1 Lap	17.134	74.69	1:56.168	5
32	30		22 Andy BARTLETT		Laverda -	7	14:21.158	1 Lap	21.984	72.78	2:00.552	5
33	41	E	11 Dave COURT		Kawasaki -	7	14:23.303	1 Lap	2.145	72.60	2:00.334	5
NOT CLASSIFIED												
DNF	94	E	Matthew HORLER	R	Kawasaki -	6	10:58.419	2 Laps	1 Lap	81.59	1:46.487	5
DNF	53	E	Ivan LONDAL	R	Yamaha -	6	11:17.688	2 Laps	19.269	79.27	1:50.307	6
DNF	2		Gabrielle BURNE		Suzuki - LS2 Helmets/Ravenol	5	9:42.632	3 Laps	1 Lap	76.84	1:53.216	5
DNF	65		Ian SOILLEUX		Yamaha -	4	8:11.928	4 Laps	1 Lap	72.81	1:56.782	2
DNF	3		Marcus NEWALL		Suzuki -	1	1:59.438	7 Laps	3 Laps	74.97	1:59.438	1
DNF	77		David MAY		Ducati - STS	0						

FASTEST LAP

7	E	Dan COUZENS	Suzuki - Team V Speed	2	1:40.544	89.06 mph	143.32 kph
15		Adam CROSS	Suzuki - G C Haulage	6	1:44.478	85.70 mph	137.93 kph

* Bike 177 - 10 second penalty for a yellow flag infringement.

Donington Park GP

Circuit Length = 2.4873 miles

Start: 12:13 Flag 12:26 End: 12:28

Weather / Track : Cloudy / Dry

These results are provisional until the conclusion of any judicial and technical matters.

Clerk Of Course :

Timekeeper :

Results can be found at www.tsl-timing.com

Printed - 12:30 Sunday, 28 July 2013



BMCRC-MRO Championships 2013 - Donington GP

BMCRC Thunderbikes & Thunderbikes Extreme

RACE 7 - LAP ANALYSIS

DIFF = Difference To Personal Best Lap

P1 7 Dan COUZENS				
LAP	LAP TIME	DIFF	MPH	TIME OF DAY
1 -	1:45.628	5.084	84.77	12:14:58.632
2 -	1:40.544 (1)		89.06	12:16:39.176
3 -	1:40.729 (2)	0.185	88.89	12:18:19.905
4 -	1:41.057	0.513	88.60	12:20:00.962
5 -	1:41.984	1.440	87.80	12:21:42.946
6 -	1:41.081	0.537	88.58	12:23:24.027
7 -	1:40.895 (3)	0.351	88.75	12:25:04.922
8 -	1:42.382	1.838	87.46	12:26:47.304

P2 44 Denzil DAVIES				
LAP	LAP TIME	DIFF	MPH	TIME OF DAY
1 -	1:48.816	5.929	82.28	12:15:01.820
2 -	1:45.024	2.137	85.26	12:16:46.844
3 -	1:45.188	2.301	85.12	12:18:32.032
4 -	1:44.567 (3)	1.680	85.63	12:20:16.599
5 -	1:44.665	1.778	85.55	12:22:01.264
6 -	1:44.855	1.968	85.39	12:23:46.119
7 -	1:44.292 (2)	1.405	85.85	12:25:30.411
8 -	1:42.887 (1)		87.03	12:27:13.298

P3 15 Adam CROSS				
LAP	LAP TIME	DIFF	MPH	TIME OF DAY
1 -	1:50.896	6.418	80.74	12:15:03.900
2 -	1:45.074	0.596	85.22	12:16:48.974
3 -	1:45.043	0.565	85.24	12:18:34.017
4 -	1:44.630 (3)	0.152	85.58	12:20:18.647
5 -	1:44.726	0.248	85.50	12:22:03.373
6 -	1:44.478 (1)		85.70	12:23:47.851
7 -	1:44.501 (2)	0.023	85.68	12:25:32.352
8 -	1:45.018	0.540	85.26	12:27:17.370

P4 6 Martin COOPER				
LAP	LAP TIME	DIFF	MPH	TIME OF DAY
1 -	1:49.942	5.403	81.44	12:15:02.946
2 -	1:44.539 (1)		85.65	12:16:47.485
3 -	1:45.108	0.569	85.19	12:18:32.593
4 -	1:44.626 (2)	0.087	85.58	12:20:17.219
5 -	1:45.188	0.649	85.12	12:22:02.407
6 -	1:44.707 (3)	0.168	85.51	12:23:47.114
7 -	1:46.047	1.508	84.43	12:25:33.161
8 -	1:45.237	0.698	85.08	12:27:18.398

P5 177 Steve JORDAN				
LAP	LAP TIME	DIFF	MPH	TIME OF DAY
1 -	1:59.578	17.860	74.88	12:15:12.582
2 -	1:44.614	2.896	85.59	12:16:57.196
3 -	1:43.719	2.001	86.33	12:18:40.915
4 -	1:44.635	2.917	85.57	12:20:25.550
5 -	1:41.718 (1)		88.03	12:22:07.268
6 -	1:41.894 (3)	0.176	87.88	12:23:49.162
7 -	1:42.300	0.582	87.53	12:25:31.462
8 -	1:41.718 (1)		88.03	12:27:13.180

P6 27 Marcus GOOSE				
LAP	LAP TIME	DIFF	MPH	TIME OF DAY
1 -	1:51.535	6.094	80.28	12:15:04.539
2 -	1:45.585 (2)	0.144	84.80	12:16:50.124

DIFF = Difference To Personal Best Lap

3 -	1:45.441 (1)		84.92	12:18:35.565
4 -	1:45.835 (3)	0.394	84.60	12:20:21.400
5 -	1:46.174	0.733	84.33	12:22:07.574
6 -	1:46.511	1.070	84.07	12:23:54.085
7 -	1:46.918	1.477	83.75	12:25:41.003
8 -	1:48.993	3.552	82.15	12:27:29.996

P7 20 Adam NELSON				
LAP	LAP TIME	DIFF	MPH	TIME OF DAY
1 -	1:56.399	10.699	76.92	12:15:09.403
2 -	1:46.390	0.690	84.16	12:16:55.793
3 -	1:46.602	0.902	83.99	12:18:42.395
4 -	1:45.819 (2)	0.119	84.62	12:20:28.214
5 -	1:46.529	0.829	84.05	12:22:14.743
6 -	1:45.700 (1)		84.71	12:24:00.443
7 -	1:45.898 (3)	0.198	84.55	12:25:46.341
8 -	1:46.219	0.519	84.30	12:27:32.560

P8 34 Dan STUART				
LAP	LAP TIME	DIFF	MPH	TIME OF DAY
1 -	1:52.808	7.057	79.37	12:15:05.812
2 -	1:47.583	1.832	83.23	12:16:53.395
3 -	1:47.060	1.309	83.63	12:18:40.455
4 -	1:46.989	1.238	83.69	12:20:27.444
5 -	1:45.751 (1)		84.67	12:22:13.195
6 -	1:47.468	1.717	83.32	12:24:00.663
7 -	1:46.033 (2)	0.282	84.44	12:25:46.696
8 -	1:46.900 (3)	1.149	83.76	12:27:33.596

P9 173 Sarah JORDAN				
LAP	LAP TIME	DIFF	MPH	TIME OF DAY
1 -	1:52.685	5.765	79.46	12:15:05.689
2 -	1:47.559	0.639	83.25	12:16:53.248
3 -	1:47.019 (2)	0.099	83.67	12:18:40.267
4 -	1:46.920 (1)		83.74	12:20:27.187
5 -	1:47.936	1.016	82.96	12:22:15.123
6 -	1:47.246	0.326	83.49	12:24:02.369
7 -	1:47.031 (3)	0.111	83.66	12:25:49.400
8 -	1:47.124	0.204	83.58	12:27:36.524

P10 93 Ben MILLS				
LAP	LAP TIME	DIFF	MPH	TIME OF DAY
1 -	1:54.630	7.838	78.11	12:15:07.634
2 -	1:47.691	0.899	83.14	12:16:55.325
3 -	1:47.969	1.177	82.93	12:18:43.294
4 -	1:47.219 (3)	0.427	83.51	12:20:30.513
5 -	1:47.816	1.024	83.05	12:22:18.329
6 -	1:46.792 (1)		83.84	12:24:05.121
7 -	1:47.065 (2)	0.273	83.63	12:25:52.186
8 -	1:48.551	1.759	82.49	12:27:40.737

P11 81 Malvern MAY				
LAP	LAP TIME	DIFF	MPH	TIME OF DAY
1 -	1:57.039	9.599	76.50	12:15:10.043
2 -	1:48.871	1.431	82.24	12:16:58.914
3 -	1:47.860 (3)	0.420	83.01	12:18:46.774
4 -	1:48.320	0.880	82.66	12:20:35.094
5 -	1:47.804 (2)	0.364	83.06	12:22:22.898
6 -	1:48.132	0.692	82.81	12:24:11.030
7 -	1:48.142	0.702	82.80	12:25:59.172

Donington Park GP

Circuit Length = 2.4873 miles

Start: 12:13 Flag 12:26 End: 12:28

Weather / Track : Cloudy / Dry

BMCRC-MRO Championships 2013 - Donington GP

BMCRC Thunderbikes & Thunderbikes Extreme

RACE 7 - LAP ANALYSIS

DIFF = Difference To Personal Best Lap

8 - 1:47.440 (1) 83.34 12:27:46.612

P12 61 Oliver FOOKS

LAP	LAP TIME	DIFF	MPH	TIME OF DAY
1 -	1:56.510	8.582	76.85	12:15:09.514
2 -	1:48.892	0.964	82.23	12:16:58.406
3 -	1:47.960 (2)	0.032	82.94	12:18:46.366
4 -	1:48.179	0.251	82.77	12:20:34.545
5 -	1:47.928 (1)		82.96	12:22:22.473
6 -	1:48.011 (3)	0.083	82.90	12:24:10.484
7 -	1:48.345	0.417	82.64	12:25:58.829
8 -	1:48.446	0.518	82.57	12:27:47.275

P13 91 Steve PARROTT

LAP	LAP TIME	DIFF	MPH	TIME OF DAY
1 -	1:59.147	12.397	75.15	12:15:12.151
2 -	1:48.747	1.997	82.34	12:17:00.898
3 -	1:49.664	2.914	81.65	12:18:50.562
4 -	1:48.528	1.778	82.50	12:20:39.090
5 -	1:48.880	2.130	82.24	12:22:27.970
6 -	1:47.823 (3)	1.073	83.04	12:24:15.793
7 -	1:46.847 (2)	0.097	83.80	12:26:02.640
8 -	1:46.750 (1)		83.88	12:27:49.390

P14 121 Roger MARSH

LAP	LAP TIME	DIFF	MPH	TIME OF DAY
1 -	1:53.913	5.453	78.60	12:15:06.917
2 -	1:49.081 (3)	0.621	82.08	12:16:55.998
3 -	1:49.294	0.834	81.92	12:18:45.292
4 -	1:49.618	1.158	81.68	12:20:34.910
5 -	1:49.513	1.053	81.76	12:22:24.423
6 -	1:48.461 (2)	0.001	82.55	12:24:12.884
7 -	1:50.220	1.760	81.24	12:26:03.104
8 -	1:48.460 (1)		82.55	12:27:51.564

P15 43 Colin WALKEY

LAP	LAP TIME	DIFF	MPH	TIME OF DAY
1 -	1:55.392	6.981	77.60	12:15:08.396
2 -	1:48.484 (2)	0.073	82.54	12:16:56.880
3 -	1:49.046 (3)	0.635	82.11	12:18:45.926
4 -	1:49.966	1.555	81.42	12:20:35.892
5 -	1:49.691	1.280	81.63	12:22:25.583
6 -	1:48.411 (1)		82.59	12:24:13.994
7 -	1:49.397	0.986	81.85	12:26:03.391
8 -	1:49.720	1.309	81.61	12:27:53.111

P16 18 Gerrard SPEAR

LAP	LAP TIME	DIFF	MPH	TIME OF DAY
1 -	1:55.664	7.270	77.41	12:15:08.668
2 -	1:50.049	1.655	81.36	12:16:58.717
3 -	1:49.610	1.216	81.69	12:18:48.327
4 -	1:49.260	0.866	81.95	12:20:37.587
5 -	1:49.112 (3)	0.718	82.06	12:22:26.699
6 -	1:49.464	1.070	81.80	12:24:16.163
7 -	1:48.833 (2)	0.439	82.27	12:26:04.996
8 -	1:48.394 (1)		82.61	12:27:53.390

DIFF = Difference To Personal Best Lap

P17 254 Rick WINDAS

LAP	LAP TIME	DIFF	MPH	TIME OF DAY
1 -	1:57.906	8.552	75.94	12:15:10.910
2 -	1:50.320 (2)	0.966	81.16	12:17:01.230
3 -	1:50.432 (3)	1.078	81.08	12:18:51.662
4 -	1:49.354 (1)		81.88	12:20:41.016
5 -	1:50.517	1.163	81.02	12:22:31.533
6 -	1:51.071	1.717	80.61	12:24:22.604
7 -	1:54.065	4.711	78.50	12:26:16.669
8 -	1:51.672	2.318	80.18	12:28:08.341

P18 19 Kevin LILLEY

LAP	LAP TIME	DIFF	MPH	TIME OF DAY
1 -	1:56.413	5.752	76.91	12:15:09.417
2 -	1:50.870 (3)	0.209	80.76	12:17:00.287
3 -	1:52.095	1.434	79.88	12:18:52.382
4 -	1:50.729 (2)	0.068	80.86	12:20:43.111
5 -	1:50.661 (1)		80.91	12:22:33.772
6 -	1:51.157	0.496	80.55	12:24:24.929
7 -	1:51.951	1.290	79.98	12:26:16.880
8 -	1:51.769	1.108	80.11	12:28:08.649

P19 49 Rob BEAN

LAP	LAP TIME	DIFF	MPH	TIME OF DAY
1 -	2:03.166	12.539	72.70	12:15:16.170
2 -	1:50.871 (2)	0.244	80.76	12:17:07.041
3 -	1:50.955	0.328	80.70	12:18:57.996
4 -	1:51.477	0.850	80.32	12:20:49.473
5 -	1:51.174	0.547	80.54	12:22:40.647
6 -	1:51.195	0.568	80.52	12:24:31.842
7 -	1:50.893 (3)	0.266	80.74	12:26:22.735
8 -	1:50.627 (1)		80.94	12:28:13.362

P20 70 Peter THORNTON

LAP	LAP TIME	DIFF	MPH	TIME OF DAY
1 -	2:02.001	10.827	73.39	12:15:15.005
2 -	1:51.845 (3)	0.671	80.06	12:17:06.850
3 -	1:54.169	2.995	78.43	12:19:01.019
4 -	1:53.574	2.400	78.84	12:20:54.593
5 -	1:53.205	2.031	79.09	12:22:47.798
6 -	1:53.039	1.865	79.21	12:24:40.837
7 -	1:51.174 (1)		80.54	12:26:32.011
8 -	1:51.232 (2)	0.058	80.50	12:28:23.243

P21 54 Eric GORRIDGE

LAP	LAP TIME	DIFF	MPH	TIME OF DAY
1 -	2:03.724	12.964	72.37	12:15:16.728
2 -	1:53.094	2.334	79.17	12:17:09.822
3 -	1:52.605	1.845	79.52	12:19:02.427
4 -	1:53.061	2.301	79.20	12:20:55.488
5 -	1:52.563 (3)	1.803	79.55	12:22:48.051
6 -	1:53.895	3.135	78.62	12:24:41.946
7 -	1:50.927 (2)	0.167	80.72	12:26:32.873
8 -	1:50.760 (1)		80.84	12:28:23.633

P22 270 Wes SMITH

LAP	LAP TIME	DIFF	MPH	TIME OF DAY
1 -	2:04.305	13.971	72.03	12:15:17.309
2 -	1:51.963 (2)	1.629	79.97	12:17:09.272

Donington Park GP

Circuit Length = 2.4873 miles

Start: 12:13 Flag 12:26 End: 12:28

Weather / Track : Cloudy / Dry

BMCRC-MRO Championships 2013 - Donington GP

BMCRC Thunderbikes & Thunderbikes Extreme

RACE 7 - LAP ANALYSIS

DIFF = Difference To Personal Best Lap

3 -	1:53.662	3.328	78.78	12:19:02.934
4 -	1:52.263 (3)	1.929	79.76	12:20:55.197
5 -	1:53.375	3.041	78.98	12:22:48.572
6 -	1:53.108	2.774	79.16	12:24:41.680
7 -	1:52.278	1.944	79.75	12:26:33.958
8 -	1:50.334 (1)		81.15	12:28:24.292

P23 14 Doug EDMONDSON

LAP	LAP TIME	DIFF	MPH	TIME OF DAY
1 -	2:02.878	11.668	72.87	12:15:15.882
2 -	1:52.651	1.441	79.48	12:17:08.533
3 -	1:52.337 (3)	1.127	79.71	12:19:00.870
4 -	1:55.170	3.960	77.74	12:20:56.040
5 -	1:52.417	1.207	79.65	12:22:48.457
6 -	1:53.966	2.756	78.57	12:24:42.423
7 -	1:51.790 (2)	0.580	80.10	12:26:34.213
8 -	1:51.210 (1)		80.51	12:28:25.423

P24 127 Sean MACOY

LAP	LAP TIME	DIFF	MPH	TIME OF DAY
1 -	2:08.903	19.242	69.46	12:15:21.907
2 -	1:53.362	3.701	78.98	12:17:15.269
3 -	1:54.690	5.029	78.07	12:19:09.959
4 -	1:53.652	3.991	78.78	12:21:03.611
5 -	1:52.159	2.498	79.83	12:22:55.770
6 -	1:49.661 (1)		81.65	12:24:45.431
7 -	1:50.514 (3)	0.853	81.02	12:26:35.945
8 -	1:50.263 (2)	0.602	81.20	12:28:26.208

P25 75 Leigh BRADBURY

LAP	LAP TIME	DIFF	MPH	TIME OF DAY
1 -	2:08.069	15.802	69.91	12:15:21.073
2 -	1:53.674	1.407	78.77	12:17:14.747
3 -	1:53.331	1.064	79.01	12:19:08.078
4 -	1:54.356	2.089	78.30	12:21:02.434
5 -	1:53.308	1.041	79.02	12:22:55.742
6 -	1:52.915 (3)	0.648	79.30	12:24:48.657
7 -	1:52.811 (2)	0.544	79.37	12:26:41.468
8 -	1:52.267 (1)		79.76	12:28:33.735

P26 143 Julian ENTICKNAP

LAP	LAP TIME	DIFF	MPH	TIME OF DAY
1 -	2:06.057	12.745	71.03	12:15:19.061
2 -	1:55.390	2.078	77.60	12:17:14.451
3 -	1:54.788	1.476	78.00	12:19:09.239
4 -	1:54.221	0.909	78.39	12:21:03.460
5 -	1:53.907	0.595	78.61	12:22:57.367
6 -	1:53.662 (3)	0.350	78.78	12:24:51.029
7 -	1:53.438 (2)	0.126	78.93	12:26:44.467
8 -	1:53.312 (1)		79.02	12:28:37.779

P27 169 Rob MILES

LAP	LAP TIME	DIFF	MPH	TIME OF DAY
1 -	2:05.634	12.012	71.27	12:15:18.638
2 -	1:55.245	1.623	77.69	12:17:13.883
3 -	1:54.173 (3)	0.551	78.42	12:19:08.056
4 -	1:54.231	0.609	78.38	12:21:02.287
5 -	1:54.715	1.093	78.05	12:22:57.002
6 -	1:53.622 (1)		78.80	12:24:50.624
7 -	1:55.212	1.590	77.72	12:26:45.836

DIFF = Difference To Personal Best Lap

8 -	1:53.879 (2)	0.257	78.63	12:28:39.715
-----	--------------	-------	-------	--------------

P28 120 Jose TOUCEDA

LAP	LAP TIME	DIFF	MPH	TIME OF DAY
1 -	2:07.350	13.662	70.31	12:15:20.354
2 -	1:53.688 (1)		78.76	12:17:14.042
3 -	1:56.156	2.468	77.08	12:19:10.198
4 -	1:54.909	1.221	77.92	12:21:05.107
5 -	1:54.243 (3)	0.555	78.38	12:22:59.350
6 -	1:53.980 (2)	0.292	78.56	12:24:53.330
7 -	1:54.671	0.983	78.08	12:26:48.001

P29 5 Nick BISHOP

LAP	LAP TIME	DIFF	MPH	TIME OF DAY
1 -	2:08.922	15.231	69.45	12:15:21.926
2 -	1:56.016	2.325	77.18	12:17:17.942
3 -	1:55.813	2.122	77.31	12:19:13.755
4 -	1:54.909	1.218	77.92	12:21:08.664
5 -	1:54.581 (3)	0.890	78.14	12:23:03.245
6 -	1:53.691 (1)		78.76	12:24:56.936
7 -	1:54.412 (2)	0.721	78.26	12:26:51.348

P30 22 Dave HARVIEK

LAP	LAP TIME	DIFF	MPH	TIME OF DAY
1 -	2:08.720	15.519	69.56	12:15:21.724
2 -	1:57.568	4.367	76.16	12:17:19.292
3 -	1:56.511	3.310	76.85	12:19:15.803
4 -	1:55.493 (3)	2.292	77.53	12:21:11.296
5 -	1:53.201 (1)		79.10	12:23:04.497
6 -	1:54.306 (2)	1.105	78.33	12:24:58.803
7 -	1:56.241	3.040	77.03	12:26:55.044

P31 32 Thomas WILLIAMS

LAP	LAP TIME	DIFF	MPH	TIME OF DAY
1 -	2:12.028	15.860	67.82	12:15:25.032
2 -	2:00.104	3.936	74.55	12:17:25.136
3 -	1:58.531	2.363	75.54	12:19:23.667
4 -	1:57.798	1.630	76.01	12:21:21.465
5 -	1:56.168 (1)		77.08	12:23:17.633
6 -	1:57.531 (3)	1.363	76.18	12:25:15.164
7 -	1:57.014 (2)	0.846	76.52	12:27:12.178

P32 30 Andy BARTLETT

LAP	LAP TIME	DIFF	MPH	TIME OF DAY
1 -	2:11.565	11.013	68.06	12:15:24.569
2 -	2:03.230	2.678	72.66	12:17:27.799
3 -	2:02.159	1.607	73.30	12:19:29.958
4 -	2:01.018 (3)	0.466	73.99	12:21:30.976
5 -	2:00.552 (1)		74.27	12:23:31.528
6 -	2:01.725	1.173	73.56	12:25:33.253
7 -	2:00.909 (2)	0.357	74.05	12:27:34.162

P33 41 Dave COURT

LAP	LAP TIME	DIFF	MPH	TIME OF DAY
1 -	2:12.321	11.987	67.67	12:15:25.325
2 -	2:03.588	3.254	72.45	12:17:28.913
3 -	2:02.835	2.501	72.89	12:19:31.748
4 -	2:01.946	1.612	73.42	12:21:33.694
5 -	2:00.334 (1)		74.41	12:23:34.028

Weather / Track : Cloudy / Dry

Donington Park GP

Circuit Length = 2.4873 miles

Start: 12:13 Flag 12:26 End: 12:28

BMCRC-MRO Championships 2013 - Donington GP

BMCRC Thunderbikes & Thunderbikes Extreme

RACE 7 - LAP ANALYSIS

DIFF = Difference To Personal Best Lap

6 - 2:01.259 (3) 0.925 73.84 12:25:35.287
7 - 2:01.020 (2) 0.686 73.99 12:27:36.307

P34 94 Matthew HORLER				
LAP	LAP TIME	DIFF	MPH	TIME OF DAY
1 -	2:00.878	14.391	74.07	12:15:13.882
2 -	1:48.250	1.763	82.72	12:17:02.132
3 -	1:48.506	2.019	82.52	12:18:50.638
4 -	1:47.588 (3)	1.101	83.22	12:20:38.226
5 -	1:46.487 (1)		84.08	12:22:24.713
6 -	1:46.710 (2)	0.223	83.91	12:24:11.423

P35 53 Ivan LONDAL				
LAP	LAP TIME	DIFF	MPH	TIME OF DAY
1 -	2:00.863	10.556	74.08	12:15:13.867
2 -	1:50.596 (2)	0.289	80.96	12:17:04.463
3 -	1:51.429 (3)	1.122	80.36	12:18:55.892
4 -	1:52.888	2.581	79.32	12:20:48.780
5 -	1:51.605	1.298	80.23	12:22:40.385
6 -	1:50.307 (1)		81.17	12:24:30.692

P36 2 Gabrielle BURNE				
LAP	LAP TIME	DIFF	MPH	TIME OF DAY
1 -	2:05.015	11.799	71.62	12:15:18.019
2 -	1:55.142 (3)	1.926	77.76	12:17:13.161
3 -	1:54.031 (2)	0.815	78.52	12:19:07.192
4 -	1:55.228	2.012	77.71	12:21:02.420
5 -	1:53.216 (1)		79.09	12:22:55.636


P37 65 Ian SOILLEUX				
LAP	LAP TIME	DIFF	MPH	TIME OF DAY
1 -	2:07.901 (3)	11.119	70.01	12:15:20.905
2 -	1:56.782 (1)		76.67	12:17:17.687
3 -	1:58.414 (2)	1.632	75.61	12:19:16.101
4 -	2:08.831 P	12.049	69.50	12:21:24.932

P38 3 Marcus NEWALL				
LAP	LAP TIME	DIFF	MPH	TIME OF DAY
1 -	1:59.438 (1)		74.97	12:15:12.442

BMCRC-MRO Championships 2013 - Donington GP

BMCRC Thunderbikes & Thunderbikes Extreme

RACE 18 - GRID

ROW 10	39	77	David MAY	38	3	Marcus NEWALL	37	65	Ian SOILLEUX			
ROW 9	36	2	Gabrielle BURNE	35	53	Ivan LONDAL	34	94	Matthew HORLER	33	41	Dave COURT
ROW 8	32	30	Andy BARTLETT	31	32	Thomas WILLIAMS	30	22	Dave HARVIEK	29	5	Nick BISHOP
ROW 7	28	120	Jose TOUCEDA	27	169	Rob MILES	26	143	Julian ENTICKNAP	25	75	Leigh BRADBURY
ROW 6	24	127	Sean MACOY	23	14	Doug EDMONDSON	22	270	Wes SMITH	21	54	Eric GORRIDGE
ROW 5	20	70	Peter THORNTON	19	49	Rob BEAN	18	19	Kevin LILLEY	17	254	Rick WINDAS
ROW 4	16	18	Gerrard SPEAR	15	43	Colin WALKEY	14	121	Roger MARSH	13	91	Steve PARROTT
ROW 3	12	61	Oliver FOOKS	11	81	Malvern MAY	10	93	Ben MILLS	9	173	Sarah JORDAN
ROW 2	8	34	Dan STUART	7	20	Adam NELSON	6	27	Marcus GOOSE	5	177	Steve JORDAN
ROW 1	4	6	Martin COOPER	3	15	Adam CROSS	2	44	Denzil DAVIES	1	7	Dan COUZENS
Pole												
												

Donington Park GP
Circuit Length = 2.4873 miles

These results are provisional until the conclusion of any judicial and technical matters.

Clerk Of Course :		Timekeeper :
-------------------	--	--------------

Results can be found at www.tsl-timing.com

Printed - 12:37 Sunday, 28 July 2013



BMCRC-MRO Championships 2013 - Donington GP

BMCRC Thunderbikes & Thunderbikes Extreme

RACE 18 - CLASSIFICATION

POS	NO	CL	PIC NAME	R	ENTRY	LAPS	TIME	GAP	DIFF	MPH	BEST	ON
1	7	E	1 Dan COUZENS		Suzuki - Team V Speed	4	6:52.585			86.81	1:41.468	2
2	44	E	2 Denzil DAVIES		Yamaha -	4	7:01.525	8.940	8.940	84.97	1:44.122	2
3	6		1 Martin COOPER		Tigcraft - Hugh Freeman	4	7:02.265	9.680	0.740	84.82	1:44.196	2
4	15		2 Adam CROSS		Suzuki - G C Haulage	4	7:05.530	12.945	3.265	84.17	1:44.511	2
5	20		3 Adam NELSON		Ducati - Desmowerx	4	7:06.881	14.296	1.351	83.90	1:44.916	2
6	61		4 Oliver FOOKS		Ducati - ELP Racing	4	7:15.813	23.228	8.932	82.18	1:47.707	3
7	27	E	3 Marcus GOOSE		Aprilia -	4	7:16.159	23.574	0.346	82.12	1:47.132	3
8	34	E	4 Dan STUART	R	Yamaha - www.aspectmaintenance.co.uk	4	7:16.249	23.664	0.090	82.10	1:47.167	3
9	91		5 Steve PARROTT		Tigcraft - Stoneways Insurance	4	7:17.158	24.573	0.909	81.93	1:47.394	3
10	93	E	5 Ben MILLS		Yamaha - Mills Racing Team	4	7:17.976	25.391	0.818	81.78	1:47.245	3
11	173	E	6 Sarah JORDAN		Ducati -	4	7:19.641	27.056	1.665	81.47	1:47.844	2
12	49	E	7 Rob BEAN		Spondon - Streetfighters	4	7:19.797	27.212	0.156	81.44	1:47.241	2
13	94	E	8 Matthew HORLER	R	Kawasaki -	4	7:20.667	28.082	0.870	81.28	1:45.997	3
14	121		6 Roger MARSH	R	Suzuki -	4	7:24.372	31.787	3.705	80.60	1:49.311	3
15	254	E	9 Rick WINDAS		Ducati - Desmowerx/254 Medical Regiment	4	7:25.015	32.430	0.643	80.48	1:48.939	2
16	43		7 Colin WALKER		Kawasaki - ELP Racing	4	7:26.235	33.650	1.220	80.26	1:48.940	4
17	18		8 Gerrard SPEAR		Suzuki - Team V Speed	4	7:27.678	35.093	1.443	80.00	1:49.894	4
18	77		9 David MAY		Ducati - STS	4	7:27.959	35.374	0.281	79.95	1:49.159	2
19	75		10 Leigh BRADBURY	R	Suzuki -	4	7:32.552	39.967	4.593	79.14	1:49.790	2
20	53	E	10 Ivan LONDAL	R	Yamaha -	4	7:37.024	44.439	4.472	78.37	1:50.632	4
21	70		11 Peter THORNTON		Yamaha - Cadmatic	4	7:38.576	45.991	1.552	78.10	1:50.808	3
22	169		12 Rob MILES		Suzuki - Ilkeston Printers/ Jtek Instruments	4	7:39.101	46.516	0.525	78.01	1:51.977	2
23	5	E	11 Nick BISHOP	R	Suzuki -	4	7:42.192	49.607	3.091	77.49	1:52.341	4
24	120		13 Jose TOUCEDA	R	Suzuki - Cell2	4	7:44.785	52.200	2.593	77.06	1:54.117	2
25	127		14 Sean MACOY		Ducati -	4	7:48.741	56.156	3.956	76.41	1:53.498	2
26	65		15 Ian SOILLEUX		Yamaha -	4	7:56.510	1:03.925	7.769	75.16	1:55.570	2
27	32		16 Thomas WILLIAMS	R	Honda -	4	7:58.040	1:05.455	1.530	74.92	1:57.123	4
28	30		17 Andy BARTLETT		Laverda -	4	8:00.086	1:07.501	2.046	74.60	1:56.814	3

NOT CLASSIFIED

DNF	81		Malvern MAY		Suzuki -	3	5:32.942	1 Lap	1 Lap	80.68	1:48.045	2
DNF	41	E	Dave COURT		Kawasaki -	1	2:10.926	3 Laps	2 Laps	68.39	2:10.926	1

FASTEST LAP

7	E	Dan COUZENS	Suzuki - Team V Speed	2	1:41.468	88.24 mph	142.02 kph
6	Martin COOPER	Tigcraft - Hugh Freeman	2	1:44.196	85.93 mph	138.30 kph	

Donington Park GP

Circuit Length = 2.4873 miles

Start: 17:22 Flag 17:29 End: 17:30

Weather / Track : Cloudy / Dry

These results are provisional until the conclusion of any judicial and technical matters.

Clerk Of Course :	Timekeeper :
-------------------	--------------

Results can be found at www.tsl-timing.com

Printed - 17:33 Sunday, 28 July 2013



BMCRC-MRO Championships 2013 - Donington GP

BMCRC Thunderbikes & Thunderbikes Extreme

RACE 18 - LAP CHART

LAP 1		
NO	BEHIND	LAP TIME

7		1:45.136
44	3.121	1:48.257
6	3.515	1:48.651
15	4.653	1:49.789
20	5.077	1:50.213
61	7.087	1:52.223
91	7.529	1:52.665
27	7.867	1:53.003
34	8.148	1:53.284
93	9.209	1:54.345
173	9.756	1:54.892
121	10.567	1:55.703
49	11.063	1:56.199
81	11.261	1:56.397
18	11.283	1:56.419
94	11.285	1:56.421
254	11.775	1:56.911
43	13.297	1:58.433
75	13.506	1:58.642
77	13.834	1:58.970
169	14.741	1:59.877
120	15.362	2:00.498
70	15.936	2:01.072
53	18.241	2:03.377
5	19.126	2:04.262
32	20.616	2:05.752
127	20.745	2:05.881
65	23.253	2:08.389
30	23.778	2:08.914
41	25.790	2:10.926

LAP 3		
NO	BEHIND	LAP TIME

7		1:41.844
44	8.525	1:44.594
6	8.867	1:44.468
15	11.101	1:45.249
20	12.631	1:45.950
61	19.301	1:47.707
27	19.853	1:47.132
34	20.151	1:47.167
91	20.711	1:47.394
93	21.014	1:47.245
94	21.537	1:45.997
173	22.512	1:48.224
49	23.030	1:48.038
81	24.494	1:48.500
121	25.956	1:49.311
254	26.717	1:49.315
43	28.847	1:49.737
77	29.126	1:49.445
18	29.336	1:50.832
75	30.287	1:50.303
70	36.160	1:50.808
169	36.655	1:53.249
53	37.944	1:51.168
5	41.403	1:53.151
120	41.745	1:55.578
127	46.260	1:55.329
65	51.994	1:56.483
32	52.469	1:57.757
30	54.484	1:56.814

LAP 2		
NO	BEHIND	LAP TIME

7		1:41.468
44	5.775	1:44.122
6	6.243	1:44.196
15	7.696	1:44.511
20	8.525	1:44.916
61	13.438	1:47.819
27	14.565	1:48.166
34	14.828	1:48.148
91	15.161	1:49.100
93	15.613	1:47.872
173	16.132	1:47.844
49	16.836	1:47.241
94	17.384	1:47.567
81	17.838	1:48.045
121	18.489	1:49.390
254	19.246	1:48.939
18	20.348	1:50.533
43	20.954	1:49.125
77	21.525	1:49.159
75	21.828	1:49.790
169	25.250	1:51.977
70	27.196	1:52.728
120	28.011	1:54.117
53	28.620	1:51.847
5	30.096	1:52.438
127	32.775	1:53.498
32	36.556	1:57.408
65	37.355	1:55.570
30	39.514	1:57.204

LAP 4		
NO	BEHIND	LAP TIME

7		1:44.137
44	8.940	1:44.552
6	9.680	1:44.950
15	12.945	1:45.981
20	14.296	1:45.802
61	23.228	1:48.064
27	23.574	1:47.858
34	23.664	1:47.650
91	24.573	1:47.999
93	25.391	1:48.514
173	27.056	1:48.681
49	27.212	1:48.319
94	28.082	1:50.682
121	31.787	1:49.968
254	32.430	1:49.850
43	33.650	1:48.940
18	35.093	1:49.894
77	35.374	1:50.385
75	39.967	1:53.817
53	44.439	1:50.632
70	45.991	1:53.968
169	46.516	1:53.998
5	49.607	1:52.341
120	52.200	1:54.592
127	56.156	1:54.033
65	1:03.925	1:56.068
32	1:05.455	1:57.123
30	1:07.501	1:57.154

Weather / Track : Cloudy / Dry

Results can be found at www.tsl-timing.com

Donington Park GP
Circuit Length = 2.4873 miles
Start: 17:22 Flag 17:29 End: 17:30

Printed - 17:33 Sunday, 28 July 2013

BMCRC-MRO Championships 2013 - Donington GP

BMCRC Thunderbikes & Thunderbikes Extreme

RACE 18 - LAP ANALYSIS

DIFF = Difference To Personal Best Lap

P1 7 Dan COUZENS				
LAP	LAP TIME	DIFF	MPH	TIME OF DAY
1 -	1:45.136	3.668	85.17	17:24:10.199
2 -	1:41.468 (1)		88.24	17:25:51.667
3 -	1:41.844 (2)	0.376	87.92	17:27:33.511
4 -	1:44.137 (3)	2.669	85.98	17:29:17.648

P2 44 Denzil DAVIES				
LAP	LAP TIME	DIFF	MPH	TIME OF DAY
1 -	1:48.257	4.135	82.71	17:24:13.320
2 -	1:44.122 (1)		85.99	17:25:57.442
3 -	1:44.594 (3)	0.472	85.61	17:27:42.036
4 -	1:44.552 (2)	0.430	85.64	17:29:26.588

P3 6 Martin COOPER				
LAP	LAP TIME	DIFF	MPH	TIME OF DAY
1 -	1:48.651	4.455	82.41	17:24:13.714
2 -	1:44.196 (1)		85.93	17:25:57.910
3 -	1:44.468 (2)	0.272	85.71	17:27:42.378
4 -	1:44.950 (3)	0.754	85.32	17:29:27.328

P4 15 Adam CROSS				
LAP	LAP TIME	DIFF	MPH	TIME OF DAY
1 -	1:49.789	5.278	81.56	17:24:14.852
2 -	1:44.511 (1)		85.67	17:25:59.363
3 -	1:45.249 (2)	0.738	85.07	17:27:44.612
4 -	1:45.981 (3)	1.470	84.49	17:29:30.593

P5 20 Adam NELSON				
LAP	LAP TIME	DIFF	MPH	TIME OF DAY
1 -	1:50.213	5.297	81.24	17:24:15.276
2 -	1:44.916 (1)		85.34	17:26:00.192
3 -	1:45.950 (3)	1.034	84.51	17:27:46.142
4 -	1:45.802 (2)	0.886	84.63	17:29:31.944

P6 61 Oliver FOOKS				
LAP	LAP TIME	DIFF	MPH	TIME OF DAY
1 -	1:52.223	4.516	79.79	17:24:17.286
2 -	1:47.819 (2)	0.112	83.05	17:26:05.105
3 -	1:47.707 (1)		83.13	17:27:52.812
4 -	1:48.064 (3)	0.357	82.86	17:29:40.876

P7 27 Marcus GOOSE				
LAP	LAP TIME	DIFF	MPH	TIME OF DAY
1 -	1:53.003	5.871	79.24	17:24:18.066
2 -	1:48.166 (3)	1.034	82.78	17:26:06.232
3 -	1:47.132 (1)		83.58	17:27:53.364
4 -	1:47.858 (2)	0.726	83.02	17:29:41.222

P8 34 Dan STUART				
LAP	LAP TIME	DIFF	MPH	TIME OF DAY
1 -	1:53.284	6.117	79.04	17:24:18.347
2 -	1:48.148 (3)	0.981	82.79	17:26:06.495
3 -	1:47.167 (1)		83.55	17:27:53.662
4 -	1:47.650 (2)	0.483	83.18	17:29:41.312

DIFF = Difference To Personal Best Lap

P9 91 Steve PARROTT				
LAP	LAP TIME	DIFF	MPH	TIME OF DAY
1 -	1:52.665	5.271	79.47	17:24:17.728
2 -	1:49.100 (3)	1.706	82.07	17:26:06.828
3 -	1:47.394 (1)		83.37	17:27:54.222
4 -	1:47.999 (2)	0.605	82.91	17:29:42.221

P10 93 Ben MILLS				
LAP	LAP TIME	DIFF	MPH	TIME OF DAY
1 -	1:54.345	7.100	78.31	17:24:19.408
2 -	1:47.872 (2)	0.627	83.01	17:26:07.280
3 -	1:47.245 (1)		83.49	17:27:54.525
4 -	1:48.514 (3)	1.269	82.51	17:29:43.039

P11 173 Sarah JORDAN				
LAP	LAP TIME	DIFF	MPH	TIME OF DAY
1 -	1:54.892	7.048	77.93	17:24:19.955
2 -	1:47.844 (1)		83.03	17:26:07.799
3 -	1:48.224 (2)	0.380	82.74	17:27:56.023
4 -	1:48.681 (3)	0.837	82.39	17:29:44.704

P12 49 Rob BEAN				
LAP	LAP TIME	DIFF	MPH	TIME OF DAY
1 -	1:56.199	8.958	77.06	17:24:21.262
2 -	1:47.241 (1)		83.49	17:26:08.503
3 -	1:48.038 (2)	0.797	82.88	17:27:56.541
4 -	1:48.319 (3)	1.078	82.66	17:29:44.860

P13 94 Matthew HORLER				
LAP	LAP TIME	DIFF	MPH	TIME OF DAY
1 -	1:56.421	10.424	76.91	17:24:21.484
2 -	1:47.567 (2)	1.570	83.24	17:26:09.051
3 -	1:45.997 (1)		84.47	17:27:55.048
4 -	1:50.682 (3)	4.685	80.90	17:29:45.730

P14 121 Roger MARSH				
LAP	LAP TIME	DIFF	MPH	TIME OF DAY
1 -	1:55.703	6.392	77.39	17:24:20.766
2 -	1:49.390 (2)	0.079	81.85	17:26:10.156
3 -	1:49.311 (1)		81.91	17:27:59.467
4 -	1:49.968 (3)	0.657	81.42	17:29:49.435

P15 254 Rick WINDAS				
LAP	LAP TIME	DIFF	MPH	TIME OF DAY
1 -	1:56.911	7.972	76.59	17:24:21.974
2 -	1:48.939 (1)		82.19	17:26:10.913
3 -	1:49.315 (2)	0.376	81.91	17:28:00.228
4 -	1:49.850 (3)	0.911	81.51	17:29:50.078

P16 43 Colin WALKEY				
LAP	LAP TIME	DIFF	MPH	TIME OF DAY
1 -	1:58.433	9.493	75.60	17:24:23.496
2 -	1:49.125 (2)	0.185	82.05	17:26:12.621
3 -	1:49.737 (3)	0.797	81.59	17:28:02.358
4 -	1:48.940 (1)		82.19	17:29:51.298

Weather / Track : Cloudy / Dry

BMCRC-MRO Championships 2013 - Donington GP

BMCRC Thunderbikes & Thunderbikes Extreme

RACE 18 - LAP ANALYSIS

DIFF = Difference To Personal Best Lap

P17 18 Gerrard SPEAR				
LAP	LAP TIME	DIFF	MPH	TIME OF DAY
1 -	1:56.419	6.525	76.91	17:24:21.482
2 -	1:50.533 (2)	0.639	81.01	17:26:12.015
3 -	1:50.832 (3)	0.938	80.79	17:28:02.847
4 -	1:49.894 (1)		81.48	17:29:52.741

P18 77 David MAY				
LAP	LAP TIME	DIFF	MPH	TIME OF DAY
1 -	1:58.970	9.811	75.26	17:24:24.033
2 -	1:49.159 (1)		82.03	17:26:13.192
3 -	1:49.445 (2)	0.286	81.81	17:28:02.637
4 -	1:50.385 (3)	1.226	81.12	17:29:53.022

P19 75 Leigh BRADBURY				
LAP	LAP TIME	DIFF	MPH	TIME OF DAY
1 -	1:58.642	8.852	75.47	17:24:23.705
2 -	1:49.790 (1)		81.55	17:26:13.495
3 -	1:50.303 (2)	0.513	81.18	17:28:03.798
4 -	1:53.817 (3)	4.027	78.67	17:29:57.615

P20 53 Ivan LONDAL				
LAP	LAP TIME	DIFF	MPH	TIME OF DAY
1 -	2:03.377	12.745	72.57	17:24:28.440
2 -	1:51.847 (3)	1.215	80.05	17:26:20.287
3 -	1:51.168 (2)	0.536	80.54	17:28:11.455
4 -	1:50.632 (1)		80.93	17:30:02.087

P21 70 Peter THORNTON				
LAP	LAP TIME	DIFF	MPH	TIME OF DAY
1 -	2:01.072	10.264	73.95	17:24:26.135
2 -	1:52.728 (2)	1.920	79.43	17:26:18.863
3 -	1:50.808 (1)		80.81	17:28:09.671
4 -	1:53.968 (3)	3.160	78.56	17:30:03.639

P22 169 Rob MILES				
LAP	LAP TIME	DIFF	MPH	TIME OF DAY
1 -	1:59.877	7.900	74.69	17:24:24.940
2 -	1:51.977 (1)		79.96	17:26:16.917
3 -	1:53.249 (2)	1.272	79.06	17:28:10.166
4 -	1:53.998 (3)	2.021	78.54	17:30:04.164

P23 5 Nick BISHOP				
LAP	LAP TIME	DIFF	MPH	TIME OF DAY
1 -	2:04.262	11.921	72.06	17:24:29.325
2 -	1:52.438 (2)	0.097	79.63	17:26:21.763
3 -	1:53.151 (3)	0.810	79.13	17:28:14.914
4 -	1:52.341 (1)		79.70	17:30:07.255

P24 120 Jose TOUCEDA				
LAP	LAP TIME	DIFF	MPH	TIME OF DAY
1 -	2:00.498	6.381	74.31	17:24:25.561
2 -	1:54.117 (1)		78.46	17:26:19.678
3 -	1:55.578 (3)	1.461	77.47	17:28:15.256
4 -	1:54.592 (2)	0.475	78.14	17:30:09.848

DIFF = Difference To Personal Best Lap

P25 127 Sean MACOY				
LAP	LAP TIME	DIFF	MPH	TIME OF DAY
1 -	2:05.881	12.383	71.13	17:24:30.944
2 -	1:53.498 (1)		78.89	17:26:24.442
3 -	1:55.329 (3)	1.831	77.64	17:28:19.771
4 -	1:54.033 (2)	0.535	78.52	17:30:13.804

P26 65 Ian SOILLEUX				
LAP	LAP TIME	DIFF	MPH	TIME OF DAY
1 -	2:08.389	12.819	69.74	17:24:33.452
2 -	1:55.570 (1)		77.48	17:26:29.022
3 -	1:56.483 (3)	0.913	76.87	17:28:25.505
4 -	1:56.068 (2)	0.498	77.14	17:30:21.573

P27 32 Thomas WILLIAMS				
LAP	LAP TIME	DIFF	MPH	TIME OF DAY
1 -	2:05.752	8.629	71.20	17:24:30.815
2 -	1:57.408 (2)	0.285	76.26	17:26:28.223
3 -	1:57.757 (3)	0.634	76.04	17:28:25.980
4 -	1:57.123 (1)		76.45	17:30:23.103

P28 30 Andy BARTLETT				
LAP	LAP TIME	DIFF	MPH	TIME OF DAY
1 -	2:08.914	12.100	69.46	17:24:33.977
2 -	1:57.204 (3)	0.390	76.40	17:26:31.181
3 -	1:56.814 (1)		76.65	17:28:27.995
4 -	1:57.154 (2)	0.340	76.43	17:30:25.149

P29 81 Malvern MAY				
LAP	LAP TIME	DIFF	MPH	TIME OF DAY
1 -	1:56.397 (3)	8.352	76.93	17:24:21.460
2 -	1:48.045 (1)		82.87	17:26:09.505
3 -	1:48.500 (2)	0.455	82.52	17:27:58.005

P30 41 Dave COURT				
LAP	LAP TIME	DIFF	MPH	TIME OF DAY
1 -	2:10.926 (1)		68.39	17:24:35.989

Weather / Track : Cloudy / Dry



Yamaha Past Masters

Round 6
Donington Park GP

27th & 28th July 2013



Results Provided by Timing Solutions Ltd
www.tsl-timing.com

BMCRC-MRO Championships 2013 - Donington GP

DFDS Seaways Yamaha Past Masters

FREE PRACTICE - CLASSIFICATION

POS	NO	CL	PIC NAME	ENTRY	TIME	ON	LAPS	GAP	DIFF	MPH
1	98		1 Dean STIMPSON	Yamaha - Newvic Property	1:50.797	3	6			80.81
2	45	R	1 Peter MOORE	Yamaha - Curphs Cuttings	1:52.541	4	6	1.744	1.744	79.56
3	69	C	1 Richard SAWYER	Yamaha - Rickarl/Graphix Bank/HMT	1:53.579	4	6	2.782	1.038	78.83
4	8		2 Andrew BOWN	Yamaha -	1:54.333	3	6	3.536	0.754	78.31
5	38	C	2 Michael WAKE	Yamaha - Laosrider	1:55.208	4	6	4.411	0.875	77.72
6	101		3 Andy DAVIES	Yamaha - Gibson	1:56.475	3	6	5.678	1.267	76.87
7	1		4 Graham HIGLETT	Yamaha - Face to Face Finance	1:58.933	4	6	8.136	2.458	75.28
8	6	R	2 Matt BARBER	Yamaha - Wave Developments	1:59.162	2	3	8.365	0.229	75.14
9	55	C	3 Paul TOLAND	Yamaha - GP Racing	1:59.353	4	5	8.556	0.191	75.02
10	37	C	4 James SHARPE	Yamaha - Barnack Group	2:01.909	5	5	11.112	2.556	73.45
11	41	C	5 Paul BOWLING	Yamaha -	2:01.957	4	5	11.160	0.048	73.42
12	100	R	3 Sacha GYTE	Yamaha - Yambits	2:02.165	5	5	11.368	0.208	73.29
13	14		5 Doug EDMONDSON	Yamaha -	2:03.685	3	5	12.888	1.520	72.39
14	4	C	6 Trevor SHARPE	Yamaha - Barnack Group	2:04.577	5	5	13.780	0.892	71.87
15	74	C	7 Paul WHITBY	Yamaha -	2:04.965	4	5	14.168	0.388	71.65
16	68	C	8 Kevin MARSHALL	Yamaha -	2:05.569	5	5	14.772	0.604	71.31
17	90	C	9 Mark ELLERAY	Yamaha - Abbot Solutions	2:15.159	5	5	24.362	9.590	66.25
18	130	C	10 Paul DAVIES	Yamaha - KDS	2:17.885	2	3	27.088	2.726	64.94
19	25		6 Ben MILES	Yamaha -			1			

Weather / Track : Cloudy / Dry

These results are provisional until the conclusion of any judicial and technical matters.

Donington Park GP

Circuit Length = 2.4873 miles

Start: 09:22 Flag 09:35 End: 09:38

Clerk Of Course :

Timekeeper :

Results can be found at www.tsl-timing.com

Printed - 09:41 Saturday, 27 July 2013



BMCR-CMRO Championships 2013 - Donington GP

DFDS Seaways Yamaha Past Masters

FREE PRACTICE - LAP ANALYSIS

DIFF = Difference To Personal Best Lap

P1 98 Dean STIMPSON				
LAP	LAP TIME	DIFF	MPH	TIME OF DAY
1 -	1:51.440 (3)	0.643	80.35	09:27:18.167
2 -	1:50.983 (2)	0.186	80.68	09:29:09.150
3 -	1:50.797 (1)		80.81	09:30:59.947
4 -	1:51.466	0.669	80.33	09:32:51.413
5 -	1:51.749	0.952	80.13	09:34:43.162
6 -	1:51.530	0.733	80.28	09:36:34.692

P2 45 Peter MOORE				
LAP	LAP TIME	DIFF	MPH	TIME OF DAY
1 -	2:02.810	10.269	72.91	09:27:33.139
2 -	1:56.118 (3)	3.577	77.11	09:29:29.257
3 -	1:53.972 (2)	1.431	78.56	09:31:23.229
4 -	1:52.541 (1)		79.56	09:33:15.770
5 -	1:56.839	4.298	76.63	09:35:12.609
6 -	1:58.657 P	6.116	75.46	09:37:11.266

P3 69 Richard SAWYER				
LAP	LAP TIME	DIFF	MPH	TIME OF DAY
1 -	2:01.366	7.787	73.78	09:27:42.165
2 -	1:55.648	2.069	77.42	09:29:37.813
3 -	1:55.387	1.808	77.60	09:31:33.200
4 -	1:53.579 (1)		78.83	09:33:26.779
5 -	1:53.984 (2)	0.405	78.55	09:35:20.763
6 -	1:55.311 (3)	1.732	77.65	09:37:16.074

P4 8 Andrew BOWN				
LAP	LAP TIME	DIFF	MPH	TIME OF DAY
1 -	2:02.993	8.660	72.80	09:27:31.313
2 -	1:57.490 (3)	3.157	76.21	09:29:28.803
3 -	1:54.333 (1)		78.31	09:31:23.136
4 -	1:57.239 (2)	2.906	76.37	09:33:20.375
5 -	1:58.973	4.640	75.26	09:35:19.348
6 -	2:03.601 P	9.268	72.44	09:37:22.949

P5 38 Michael WAKE				
LAP	LAP TIME	DIFF	MPH	TIME OF DAY
1 -	1:59.131	3.923	75.16	09:27:27.357
2 -	1:56.746 (3)	1.538	76.70	09:29:24.103
3 -	1:55.596 (2)	0.388	77.46	09:31:19.699
4 -	1:55.208 (1)		77.72	09:33:14.907
5 -	1:58.156	2.948	75.78	09:35:13.063
6 -	1:58.399	3.191	75.62	09:37:11.462

P6 101 Andy DAVIES				
LAP	LAP TIME	DIFF	MPH	TIME OF DAY
1 -	1:59.265	2.790	75.08	09:27:21.498
2 -	1:57.132 (3)	0.657	76.44	09:29:18.630
3 -	1:56.475 (1)		76.87	09:31:15.105
4 -	1:56.590 (2)	0.115	76.80	09:33:11.695
5 -	2:00.429	3.954	74.35	09:35:12.124
6 -	1:57.315	0.840	76.32	09:37:09.439

P7 1 Graham HIGLETT				
LAP	LAP TIME	DIFF	MPH	TIME OF DAY
1 -	2:04.946	6.013	71.66	09:27:32.223
2 -	2:03.228	4.295	72.66	09:29:35.451

DIFF = Difference To Personal Best Lap

3 -	1:59.123 (2)	0.190	75.16	09:31:34.574
4 -	1:58.933 (1)		75.28	09:33:33.507
5 -	1:59.210 (3)	0.277	75.11	09:35:32.717
6 -	2:00.555	1.622	74.27	09:37:33.272

P8 6 Matt BARBER				
LAP	LAP TIME	DIFF	MPH	TIME OF DAY
1 -	1:59.666 (2)	0.504	74.82	09:27:37.226
2 -	1:59.162 (1)		75.14	09:29:36.388
3 -	1:56.529 P		76.84	09:31:32.917

P9 55 Paul TOLAND				
LAP	LAP TIME	DIFF	MPH	TIME OF DAY
1 -	2:06.314	6.961	70.89	09:27:48.796
2 -	2:01.550 (3)	2.197	73.66	09:29:50.346
3 -	2:00.749 (2)	1.396	74.15	09:31:51.095
4 -	1:59.353 (1)		75.02	09:33:50.448
5 -	2:02.557	3.204	73.06	09:35:53.005

P10 37 James SHARPE				
LAP	LAP TIME	DIFF	MPH	TIME OF DAY
1 -	2:15.139	13.230	66.26	09:28:07.356
2 -	2:06.629	4.720	70.71	09:30:13.985
3 -	2:05.275 (3)	3.366	71.47	09:32:19.260
4 -	2:03.574 (2)	1.665	72.46	09:34:22.834
5 -	2:01.909 (1)		73.45	09:36:24.743

P11 41 Paul BOWLING				
LAP	LAP TIME	DIFF	MPH	TIME OF DAY
1 -	2:10.816	8.859	68.45	09:27:30.672
2 -	2:08.884	6.927	69.47	09:29:39.556
3 -	2:08.059 (3)	6.102	69.92	09:31:47.615
4 -	2:01.957 (1)		73.42	09:33:49.572
5 -	2:05.720 (2)	3.763	71.22	09:35:55.292

P12 100 Sacha GYTE				
LAP	LAP TIME	DIFF	MPH	TIME OF DAY
1 -	2:14.116	11.951	66.76	09:28:05.034
2 -	2:08.867	6.702	69.48	09:30:13.901
3 -	2:06.210 (3)	4.045	70.94	09:32:20.111
4 -	2:03.866 (2)	1.701	72.29	09:34:23.977
5 -	2:02.165 (1)		73.29	09:36:26.142

P13 14 Doug EDMONDSON				
LAP	LAP TIME	DIFF	MPH	TIME OF DAY
1 -	2:09.923	6.238	68.92	09:27:32.136
2 -	2:04.346 (3)	0.661	72.01	09:29:36.482
3 -	2:03.685 (1)		72.39	09:31:40.167
4 -	2:06.249	2.564	70.92	09:33:46.416
5 -	2:03.834 (2)	0.149	72.31	09:35:50.250

P14 4 Trevor SHARPE				
LAP	LAP TIME	DIFF	MPH	TIME OF DAY
1 -	2:19.632	15.055	64.12	09:28:10.003
2 -	2:08.808	4.231	69.51	09:30:18.811
3 -	2:04.718 (2)	0.141	71.79	09:32:23.529
4 -	2:06.202 (3)	1.625	70.95	09:34:29.731
5 -	2:04.577 (1)		71.87	09:36:34.308

Weather / Track : Cloudy / Dry

Donington Park GP

Circuit Length = 2.4873 miles

Start: 09:22 Flag 09:35 End: 09:38

BMCRC-MRO Championships 2013 - Donington GP

DFDS Seaways Yamaha Past Masters

FREE PRACTICE - LAP ANALYSIS

DIFF = Difference To Personal Best Lap

P15 74 Paul WHITBY				
LAP	LAP TIME	DIFF	MPH	TIME OF DAY
1 -	2:17.583	12.618	65.08	09:27:57.499
2 -	2:11.658	6.693	68.01	09:30:09.157
3 -	2:07.354 (3)	2.389	70.31	09:32:16.511
4 -	2:04.965 (1)		71.65	09:34:21.476
5 -	2:06.649 (2)	1.684	70.70	09:36:28.125

P16 68 Kevin MARSHALL				
LAP	LAP TIME	DIFF	MPH	TIME OF DAY
1 -	2:14.076	8.507	66.78	09:27:53.831
2 -	2:08.874 (3)	3.305	69.48	09:30:02.705
3 -	2:09.091	3.522	69.36	09:32:11.796
4 -	2:06.317 (2)	0.748	70.88	09:34:18.113
5 -	2:05.569 (1)		71.31	09:36:23.682

P17 90 Mark ELLERAY				
LAP	LAP TIME	DIFF	MPH	TIME OF DAY
1 -	2:21.956	6.797	63.07	09:28:15.681
2 -	2:20.191	5.032	63.87	09:30:35.872
3 -	2:17.392 (3)	2.233	65.17	09:32:53.264
4 -	2:15.292 (2)	0.133	66.18	09:35:08.556
5 -	2:15.159 (1)		66.25	09:37:23.715

P18 130 Paul DAVIES				
LAP	LAP TIME	DIFF	MPH	TIME OF DAY
1 -	2:22.583 (2)	4.698	62.80	09:28:14.467
2 -	2:17.885 (1)		64.94	09:30:32.352
3 -	2:31.446 P	13.561	59.12	09:33:03.798

P19 25 Ben MILES				
LAP	LAP TIME	DIFF	MPH	TIME OF DAY
1 -	2:25.571 P		61.51	09:28:05.215

BMCRC-MRO Championships 2013 - Donington GP
DFDS Seaways Yamaha Past Masters
QUALIFYING - CLASSIFICATION

POS	NO	CL	PIC NAME	ENTRY	TIME	ON	LAPS	GAP	DIFF	MPH
1	98		1 Dean STIMPSON	Yamaha - Newvic Property	1:49.114	2	6			82.06
2	6	R	1 Matt BARBER	Yamaha - Wave Developments	1:50.137	6	6	1.023	1.023	81.30
3	45	R	2 Peter MOORE	Yamaha - Curphs Cuttings	1:50.547	4	6	1.433	0.410	81.00
4	38	C	1 Michael WAKE	Yamaha - Laosrider	1:52.723	6	6	3.609	2.176	79.43
5	8		2 Andrew BOWN	Yamaha -	1:52.787	3	3	3.673	0.064	79.39
6	1		3 Graham HIGLETT	Yamaha - Face to Face Finance	1:53.032	6	6	3.918	0.245	79.22
7	69	C	2 Richard SAWYER	Yamaha - Rickarl/Graphix Bank/HMT	1:53.519	1	6	4.405	0.487	78.88
8	14		4 Doug EDMONDSON	Yamaha -	1:54.034	5	6	4.920	0.515	78.52
9	25		5 Ben MILES	Yamaha -	1:54.242	5	6	5.128	0.208	78.38
10	101		6 Andy DAVIES	Yamaha - Gibson	1:54.772	1	6	5.658	0.530	78.01
11	41	C	3 Paul BOWLING	Yamaha -	1:58.295	6	6	9.181	3.523	75.69
12	55	C	4 Paul TOLAND	Yamaha - GP Racing	1:58.400	4	5	9.286	0.105	75.62
13	68	C	5 Kevin MARSHALL	Yamaha -	1:59.204	6	6	10.090	0.804	75.11
14	37	C	6 James SHARPE	Yamaha - Barnack Group	2:00.331	4	5	11.217	1.127	74.41
15	4	C	7 Trevor SHARPE	Yamaha - Barnack Group	2:01.336	4	5	12.222	1.005	73.79
16	100	R	3 Sacha GYTE	Yamaha - Yambits	2:04.557	5	5	15.443	3.221	71.89
17	130	C	8 Paul DAVIES	Yamaha - KDS	2:07.799	3	5	18.685	3.242	70.06
18	90	C	9 Mark ELLERAY	Yamaha - Abbot Solutions	2:11.956	2	5	22.842	4.157	67.85
19	74	C	10 Paul WHITBY	Yamaha -			0			

Weather / Track : Cloudy / Dry
These results are provisional until the conclusion of any judicial and technical matters.

Donington Park GP

Circuit Length = 2.4873 miles

Start: 11:33 Flag 11:46 End: 11:48

Clerk Of Course :

Timekeeper :

 Results can be found at www.tsl-timing.com

Printed - 11:52 Saturday, 27 July 2013



BMCR-C-MRO Championships 2013 - Donington GP

DFDS Seaways Yamaha Past Masters

QUALIFYING - LAP ANALYSIS

DIFF = Difference To Personal Best Lap

P1 98 Dean STIMPSON				
LAP	LAP TIME	DIFF	MPH	TIME OF DAY
1 -	1:49.171 (3)	0.057	82.02	11:37:38.313
2 -	1:49.114 (1)		82.06	11:39:27.427
3 -	1:49.320	0.206	81.91	11:41:16.747
4 -	1:49.134 (2)	0.020	82.05	11:43:05.881
5 -	1:49.604	0.490	81.69	11:44:55.485
6 -	1:51.195	2.081	80.52	11:46:46.680

P2 6 Matt BARBER				
LAP	LAP TIME	DIFF	MPH	TIME OF DAY
1 -	1:54.523	4.386	78.18	11:37:55.352
2 -	1:54.966	4.829	77.88	11:39:50.318
3 -	1:54.658	4.521	78.09	11:41:44.976
4 -	1:52.636 (3)	2.499	79.49	11:43:37.612
5 -	1:51.940 (2)	1.803	79.99	11:45:29.552
6 -	1:50.137 (1)		81.30	11:47:19.689

P3 45 Peter MOORE				
LAP	LAP TIME	DIFF	MPH	TIME OF DAY
1 -	1:55.764	5.217	77.35	11:37:56.462
2 -	1:52.353 (3)	1.806	79.69	11:39:48.815
3 -	1:53.096	2.549	79.17	11:41:41.911
4 -	1:50.547 (1)		81.00	11:43:32.458
5 -	1:55.180	4.633	77.74	11:45:27.638
6 -	1:51.218 (2)	0.671	80.51	11:47:18.856

P4 38 Michael WAKE				
LAP	LAP TIME	DIFF	MPH	TIME OF DAY
1 -	1:54.732	2.009	78.04	11:37:50.403
2 -	1:54.064	1.341	78.50	11:39:44.467
3 -	1:53.821	1.098	78.67	11:41:38.288
4 -	1:52.941 (3)	0.218	79.28	11:43:31.229
5 -	1:52.781 (2)	0.058	79.39	11:45:24.010
6 -	1:52.723 (1)		79.43	11:47:16.733

P5 8 Andrew BOWN				
LAP	LAP TIME	DIFF	MPH	TIME OF DAY
1 -	1:54.310 (3)	1.523	78.33	11:38:00.222
2 -	1:53.827 (2)	1.040	78.66	11:39:54.049
3 -	1:52.787 (1)		79.39	11:41:46.836

P6 1 Graham HIGLETT				
LAP	LAP TIME	DIFF	MPH	TIME OF DAY
1 -	1:56.768	3.736	76.68	11:37:57.276
2 -	1:54.586 (3)	1.554	78.14	11:39:51.862
3 -	1:56.072	3.040	77.14	11:41:47.934
4 -	1:55.199	2.167	77.73	11:43:43.133
5 -	1:53.726 (2)	0.694	78.73	11:45:36.859
6 -	1:53.032 (1)		79.22	11:47:29.891

P7 69 Richard SAWYER				
LAP	LAP TIME	DIFF	MPH	TIME OF DAY
1 -	1:53.519 (1)		78.88	11:37:42.421
2 -	1:54.568 (3)	1.049	78.15	11:39:36.989
3 -	1:54.325 (2)	0.806	78.32	11:41:31.314
4 -	1:55.097	1.578	77.79	11:43:26.411
5 -	1:54.806	1.287	77.99	11:45:21.217

DIFF = Difference To Personal Best Lap

6 - 1:54.902 1.383 77.93 11:47:16.119

P8 14 Doug EDMONDSON				
LAP	LAP TIME	DIFF	MPH	TIME OF DAY
1 -	1:56.309	2.275	76.98	11:37:55.317
2 -	1:55.311	1.277	77.65	11:39:50.628
3 -	1:54.992 (3)	0.958	77.87	11:41:45.620
4 -	1:55.685	1.651	77.40	11:43:41.305
5 -	1:54.034 (1)		78.52	11:45:35.339
6 -	1:54.379 (2)	0.345	78.28	11:47:29.718

P9 25 Ben MILES				
LAP	LAP TIME	DIFF	MPH	TIME OF DAY
1 -	2:00.312	6.070	74.42	11:37:52.861
2 -	1:58.743	4.501	75.41	11:39:51.604
3 -	1:56.024 (3)	1.782	77.17	11:41:47.628
4 -	1:56.592	2.350	76.80	11:43:44.220
5 -	1:54.242 (1)		78.38	11:45:38.462
6 -	1:54.307 (2)	0.065	78.33	11:47:32.769

P10 101 Andy DAVIES				
LAP	LAP TIME	DIFF	MPH	TIME OF DAY
1 -	1:54.772 (1)		78.01	11:37:54.040
2 -	1:55.382 (3)	0.610	77.60	11:39:49.422
3 -	1:55.992	1.220	77.19	11:41:45.414
4 -	1:55.309 (2)	0.537	77.65	11:43:40.723
5 -	1:55.711	0.939	77.38	11:45:36.434
6 -	1:56.189	1.417	77.06	11:47:32.623

P11 41 Paul BOWLING				
LAP	LAP TIME	DIFF	MPH	TIME OF DAY
1 -	1:59.937	1.642	74.65	11:37:45.800
2 -	1:58.518 (2)	0.223	75.55	11:39:44.318
3 -	1:59.840 (3)	1.545	74.72	11:41:44.158
4 -	2:00.043	1.748	74.59	11:43:44.201
5 -	2:00.483	2.188	74.32	11:45:44.684
6 -	1:58.295 (1)		75.69	11:47:42.979

P12 55 Paul TOLAND				
LAP	LAP TIME	DIFF	MPH	TIME OF DAY
1 -	2:01.559	3.159	73.66	11:38:12.357
2 -	1:59.092	0.692	75.18	11:40:11.449
3 -	1:58.475 (2)	0.075	75.58	11:42:09.924
4 -	1:58.400 (1)		75.62	11:44:08.324
5 -	1:58.692 (3)	0.292	75.44	11:46:07.016

P13 68 Kevin MARSHALL				
LAP	LAP TIME	DIFF	MPH	TIME OF DAY
1 -	2:00.349	1.145	74.40	11:37:49.130
2 -	1:59.634 (3)	0.430	74.84	11:39:48.764
3 -	2:01.766	2.562	73.53	11:41:50.530
4 -	2:00.949	1.745	74.03	11:43:51.479
5 -	1:59.402 (2)	0.198	74.99	11:45:50.881
6 -	1:59.204 (1)		75.11	11:47:50.085

P14 37 James SHARPE				
LAP	LAP TIME	DIFF	MPH	TIME OF DAY
1 -	2:02.231	1.900	73.25	11:38:05.003

Weather / Track : Cloudy / Dry

Donington Park GP
Circuit Length = 2.4873 miles
Start: 11:33 Flag 11:46 End: 11:48

BMCRC-MRO Championships 2013 - Donington GP

DFDS Seaways Yamaha Past Masters

QUALIFYING - LAP ANALYSIS

DIFF = Difference To Personal Best Lap

2 -	2:02.474	2.143	73.11	11:40:07.477
3 -	2:01.088 (3)	0.757	73.94	11:42:08.565
4 -	2:00.331 (1)		74.41	11:44:08.896
5 -	2:00.620 (2)	0.289	74.23	11:46:09.516

P15 4 Trevor SHARPE

LAP	LAP TIME	DIFF	MPH	TIME OF DAY
1 -	2:06.162	4.826	70.97	11:38:08.633
2 -	2:02.471	1.135	73.11	11:40:11.104
3 -	2:01.818 (2)	0.482	73.50	11:42:12.922
4 -	2:01.336 (1)		73.79	11:44:14.258
5 -	2:02.339 (3)	1.003	73.19	11:46:16.597

P16 100 Sacha GYTE

LAP	LAP TIME	DIFF	MPH	TIME OF DAY
1 -	2:10.146	5.589	68.80	11:38:15.956
2 -	2:09.524	4.967	69.13	11:40:25.480
3 -	2:07.202 (3)	2.645	70.39	11:42:32.682
4 -	2:06.102 (2)	1.545	71.00	11:44:38.784
5 -	2:04.557 (1)		71.89	11:46:43.341

P17 130 Paul DAVIES

LAP	LAP TIME	DIFF	MPH	TIME OF DAY
1 -	2:14.153	6.354	66.74	11:38:12.055
2 -	2:10.385 (3)	2.586	68.67	11:40:22.440
3 -	2:07.799 (1)		70.06	11:42:30.239
4 -	2:07.991 (2)	0.192	69.96	11:44:38.230
5 -	3:09.352	1:01.553	47.28	11:47:47.582

P18 90 Mark ELLERAY

LAP	LAP TIME	DIFF	MPH	TIME OF DAY
1 -	2:15.429	3.473	66.11	11:38:14.718
2 -	2:11.956 (1)		67.85	11:40:26.674
3 -	2:13.279 (3)	1.323	67.18	11:42:39.953
4 -	2:12.912 (2)	0.956	67.37	11:44:52.865
5 -	2:13.778	1.822	66.93	11:47:06.643

BMCRC-MRO Championships 2013 - Donington GP

DFDS Seaways Yamaha Past Masters

RACE 3 - GRID

ROW 5		19	74	Paul WHITBY	18	90	Mark ELLERAY	17	130	Paul DAVIES			
				2:11.956						2:07.799			
ROW 4	16	100	Sacha GYTE	15	4	Trevor SHARPE	14	37	James SHARPE	13	68	Kevin MARSHALL	
			2:04.557			2:01.336			2:00.331			1:59.204	
ROW 3		12	55	Paul TOLAND	11	41	Paul BOWLING	10	101	Andy DAVIES	9	25	Ben MILES
			1:58.400			1:58.295			1:54.772			1:54.242	
ROW 2	8	14	Doug EDMONDSON	7	69	Richard SAWYER	6	1	Graham HIGLETT	5	8	Andrew BOWN	
			1:54.034			1:53.519			1:53.032			1:52.787	
ROW 1		4	38	Michael WAKE	3	45	Peter MOORE	2	6	Matt BARBER	1	98	Dean STIMPSON
			1:52.723			1:50.547			1:50.137			1:49.114	
												Pole	

Donington Park GP
Circuit Length = 2.4873 miles

These results are provisional until the conclusion of any judicial and technical matters.

Clerk Of Course :	Timekeeper :
-------------------	--------------

Results can be found at www.tsl-timing.com

Printed - 12:00 Saturday, 27 July 2013



BMCRC-MRO Championships 2013 - Donington GP
DFDS Seaways Yamaha Past Masters
RACE 3 - CLASSIFICATION

POS	NO	CL	PIC NAME	ENTRY	LAPS	TIME	GAP	DIFF	MPH	BEST	ON
1	98		1 Dean STIMPSON	Yamaha - Newwic Property	7	12:46.387			81.78	1:48.071	3
2	6	R	1 Matt BARBER	Yamaha - Wave Developments	7	13:02.266	15.879	15.879	80.12	1:50.360	5
3	25		2 Ben MILES	Yamaha -	7	13:05.567	19.180	3.301	79.79	1:50.185	6
4	1		3 Graham HIGLETT	Yamaha - Face to Face Finance	7	13:06.679	20.292	1.112	79.67	1:51.087	6
5	14		4 Doug EDMONDSON	Yamaha -	7	13:08.966	22.579	2.287	79.44	1:51.363	4
6	8		5 Andrew BOWN	Yamaha -	7	13:09.938	23.551	0.972	79.34	1:51.074	4
7	101		6 Andy DAVIES	Yamaha - Gibson	7	13:21.533	35.146	11.595	78.20	1:53.166	6
8	38	C	1 Michael WAKE	Yamaha - Laosrider	7	13:21.805	35.418	0.272	78.17	1:52.546	2
9	55	C	2 Paul TOLAND	Yamaha - GP Racing	7	13:51.582	1:05.195	29.777	75.37	1:57.190	7
10	37	C	3 James SHARPE	Yamaha - Barnack Group	7	13:51.932	1:05.545	0.350	75.34	1:57.252	7
11	41	C	4 Paul BOWLING	Yamaha -	7	13:53.838	1:07.451	1.906	75.17	1:57.577	7
12	100	R	2 Sacha GYTE	Yamaha - Yambits	7	14:08.216	1:21.829	14.378	73.89	1:58.409	5
13	68	C	5 Kevin MARSHALL	Yamaha -	7	14:10.134	1:23.747	1.918	73.73	1:59.230	5
14	4	C	6 Trevor SHARPE	Yamaha - Barnack Group	7	14:11.885	1:25.498	1.751	73.57	1:59.457	7
15	74	C	7 Paul WHITBY	Yamaha -	7	14:50.461	2:04.074	38.576	70.39	2:05.030	4
16	130	C	8 Paul DAVIES	Yamaha - KDS	6	13:09.068	1 Lap	1 Lap	68.08	2:10.298	6
17	90	C	9 Mark ELLERAY	Yamaha - Abbot Solutions	6	13:29.170	1 Lap	20.102	66.39	2:12.668	3

NOT CLASSIFIED

DNF	45	R	Peter MOORE	Yamaha - Curphs Cuttings	5	9:16.653	2 Laps	1 Lap	80.43	1:50.087	5
DNF	69	C	Richard SAWYER	Yamaha - Rickarl/Graphix Bank/HMT	3	5:46.021	4 Laps	2 Laps	77.63	1:52.097	2

FASTEST LAP

98			Dean STIMPSON	Yamaha - Newwic Property	3	1:48.071		82.85 mph		133.34 kph	
45	R		Peter MOORE	Yamaha - Curphs Cuttings	5	1:50.087		81.33 mph		130.90 kph	
69	C		Richard SAWYER	Yamaha - Rickarl/Graphix Bank/HMT	2	1:52.097		79.88 mph		128.55 kph	

Weather / Track : Cloudy / Dry
These results are provisional until the conclusion of any judicial and technical matters.

Donington Park GP

Circuit Length = 2.4873 miles

Start: 15:08 Flag 15:21 End: 15:23

Clerk Of Course :	Timekeeper :
-------------------	--------------

 Results can be found at www.tsl-timing.com

Printed - 15:23 Saturday, 27 July 2013



BMCRC-MRO Championships 2013 - Donington GP

DFDS Seaways Yamaha Past Masters

RACE 3 - LAP CHART

LAP 1		
NO	BEHIND	LAP TIME

98		1:51.583
45	2.608	1:54.191
6	2.732	1:54.315
1	4.091	1:55.674
14	4.710	1:56.293
25	5.680	1:57.263
8	6.178	1:57.761
69	6.195	1:57.778
38	6.775	1:58.358
101	7.549	1:59.132
41	9.302	2:00.885
37	10.745	2:02.328
55	11.934	2:03.517
68	13.994	2:05.577
4	14.685	2:06.268
100	17.632	2:09.215
74	19.284	2:10.867
130	23.245	2:14.828
90	27.165	2:18.748

LAP 2		
NO	BEHIND	LAP TIME

98		1:48.143
45	5.441	1:50.976
6	5.591	1:51.002
1	8.179	1:52.231
14	8.550	1:51.983
25	9.315	1:51.778
8	9.972	1:51.937
69	10.149	1:52.097
38	11.178	1:52.546
101	12.691	1:53.285
41	18.955	1:57.796
37	20.381	1:57.779
55	22.599	1:58.808
4	27.737	2:01.195
68	28.210	2:02.359
100	29.906	2:00.417
74	38.280	2:07.139
130	45.658	2:10.556
90	53.031	2:14.009

LAP 3		
NO	BEHIND	LAP TIME

98		1:48.071
6	8.367	1:50.847
45	8.516	1:51.146
1	12.141	1:52.033
14	12.631	1:52.152
25	13.616	1:52.372
8	13.951	1:52.050
38	16.234	1:53.127
69	18.224	1:56.146 P
101	18.736	1:54.116
41	30.312	1:59.428
37	30.494	1:58.184
55	32.669	1:58.141
4	41.916	2:02.250
68	42.302	2:02.163
100	42.589	2:00.754
74	57.768	2:07.559

130	1:09.164	2:11.577
90	1:17.628	2:12.668

LAP 4		
NO	BEHIND	LAP TIME

98		1:48.919
45	9.850	1:50.253
6	9.963	1:50.515
1	14.680	1:51.458
14	15.075	1:51.363
25	15.660	1:50.963
8	16.106	1:51.074
38	21.493	1:54.178
101	24.130	1:54.313
37	40.142	1:58.567
41	41.081	1:59.688
55	41.492	1:57.742
100	53.475	1:59.805
4	54.051	2:01.054
68	54.444	2:01.061
74	1:13.879	2:05.030
130	1:31.500	2:11.255
90	1:43.774	2:15.065

LAP 5		
NO	BEHIND	LAP TIME

98		1:48.584
45	11.353	1:50.087
6	11.739	1:50.360
1	18.023	1:51.927
25	19.229	1:52.153
14	19.632	1:53.141
8	19.966	1:52.444
38	26.270	1:53.361
101	28.721	1:53.175
37	49.716	1:58.158
55	51.347	1:58.439
41	51.588	1:59.091
100	1:03.300	1:58.409
68	1:05.090	1:59.230
4	1:06.231	2:00.764
74	1:31.420	2:06.125

LAP 6		
NO	BEHIND	LAP TIME

98		1:50.549
130	1 Lap	2:10.554
6	11.858	1:50.668
90	1 Lap	2:13.906
1	18.561	1:51.087
25	18.865	1:50.185
14	20.592	1:51.509
8	21.344	1:51.927
38	29.185	1:53.464
101	31.338	1:53.166
55	58.543	1:57.745
37	58.831	1:59.664
41	1:00.412	1:59.373
100	1:12.310	1:59.559
68	1:14.023	1:59.482
4	1:16.579	2:00.897
74	1:46.511	2:05.640

LAP 7		
NO	BEHIND	LAP TIME

98		1:50.538
6	15.879	1:54.559
25	19.180	1:50.853
1	20.292	1:52.269
14	22.579	1:52.525
130	1 Lap	2:10.298
8	23.551	1:52.745
101	35.146	1:54.346
38	35.418	1:56.771
90	1 Lap	2:14.774
55	1:05.195	1:57.190
37	1:05.545	1:57.252
41	1:07.451	1:57.577
100	1:21.829	2:00.057
68	1:23.747	2:00.262
4	1:25.498	1:59.457
74	2:04.074	2:08.101

Weather / Track : Cloudy / Dry

Results can be found at www.tsl-timing.com

Donington Park GP
Circuit Length = 2.4873 miles
Start: 15:08 Flag 15:21 End: 15:23

Printed - 15:24 Saturday, 27 July 2013

BMCRC-MRO Championships 2013 - Donington GP

DFDS Seaways Yamaha Past Masters

RACE 3 - LAP ANALYSIS

DIFF = Difference To Personal Best Lap

P1 98 Dean STIMPSON				
LAP	LAP TIME	DIFF	MPH	TIME OF DAY
1 -	1:51.583	3.512	80.24	15:10:34.434
2 -	1:48.143 (2)	0.072	82.80	15:12:22.577
3 -	1:48.071 (1)		82.85	15:14:10.648
4 -	1:48.919	0.848	82.21	15:15:59.567
5 -	1:48.584 (3)	0.513	82.46	15:17:48.151
6 -	1:50.549	2.478	80.99	15:19:38.700
7 -	1:50.538	2.467	81.00	15:21:29.238

P2 6 Matt BARBER				
LAP	LAP TIME	DIFF	MPH	TIME OF DAY
1 -	1:54.315	3.955	78.33	15:10:37.166
2 -	1:51.002	0.642	80.66	15:12:28.168
3 -	1:50.847	0.487	80.78	15:14:19.015
4 -	1:50.515 (2)	0.155	81.02	15:16:09.530
5 -	1:50.360 (1)		81.13	15:17:59.890
6 -	1:50.668 (3)	0.308	80.91	15:19:50.558
7 -	1:54.559	4.199	78.16	15:21:45.117

P3 25 Ben MILES				
LAP	LAP TIME	DIFF	MPH	TIME OF DAY
1 -	1:57.263	7.078	76.36	15:10:40.114
2 -	1:51.778	1.593	80.10	15:12:31.892
3 -	1:52.372	2.187	79.68	15:14:24.264
4 -	1:50.963 (3)	0.778	80.69	15:16:15.227
5 -	1:52.153	1.968	79.84	15:18:07.380
6 -	1:50.185 (1)		81.26	15:19:57.565
7 -	1:50.853 (2)	0.668	80.77	15:21:48.418

P4 1 Graham HIGLETT				
LAP	LAP TIME	DIFF	MPH	TIME OF DAY
1 -	1:55.674	4.587	77.41	15:10:38.525
2 -	1:52.231	1.144	79.78	15:12:30.756
3 -	1:52.033	0.946	79.92	15:14:22.789
4 -	1:51.458 (2)	0.371	80.33	15:16:14.247
5 -	1:51.927 (3)	0.840	80.00	15:18:06.174
6 -	1:51.087 (1)		80.60	15:19:57.261
7 -	1:52.269	1.182	79.75	15:21:49.530

P5 14 Doug EDMONDSON				
LAP	LAP TIME	DIFF	MPH	TIME OF DAY
1 -	1:56.293	4.930	76.99	15:10:39.144
2 -	1:51.983 (3)	0.620	79.96	15:12:31.127
3 -	1:52.152	0.789	79.84	15:14:23.279
4 -	1:51.363 (1)		80.40	15:16:14.642
5 -	1:53.141	1.778	79.14	15:18:07.783
6 -	1:51.509 (2)	0.146	80.30	15:19:59.292
7 -	1:52.525	1.162	79.57	15:21:51.817

P6 8 Andrew BOWN				
LAP	LAP TIME	DIFF	MPH	TIME OF DAY
1 -	1:57.761	6.687	76.03	15:10:40.612
2 -	1:51.937 (3)	0.863	79.99	15:12:32.549
3 -	1:52.050	0.976	79.91	15:14:24.599
4 -	1:51.074 (1)		80.61	15:16:15.673
5 -	1:52.444	1.370	79.63	15:18:08.117
6 -	1:51.927 (2)	0.853	80.00	15:20:00.044
7 -	1:52.745	1.671	79.42	15:21:52.789

DIFF = Difference To Personal Best Lap

P7 101 Andy DAVIES				
LAP	LAP TIME	DIFF	MPH	TIME OF DAY
1 -	1:59.132	5.966	75.16	15:10:41.983
2 -	1:53.285 (3)	0.119	79.04	15:12:35.268
3 -	1:54.116	0.950	78.46	15:14:29.384
4 -	1:54.313	1.147	78.33	15:16:23.697
5 -	1:53.175 (2)	0.009	79.12	15:18:16.872
6 -	1:53.166 (1)		79.12	15:20:10.038
7 -	1:54.346	1.180	78.31	15:22:04.384

P8 38 Michael WAKE				
LAP	LAP TIME	DIFF	MPH	TIME OF DAY
1 -	1:58.358	5.812	75.65	15:10:41.209
2 -	1:52.546 (1)		79.56	15:12:33.755
3 -	1:53.127 (2)	0.581	79.15	15:14:26.882
4 -	1:54.178	1.632	78.42	15:16:21.060
5 -	1:53.361 (3)	0.815	78.99	15:18:14.421
6 -	1:53.464	0.918	78.91	15:20:07.885
7 -	1:56.771	4.225	76.68	15:22:04.656

P9 55 Paul TOLAND				
LAP	LAP TIME	DIFF	MPH	TIME OF DAY
1 -	2:03.517	6.327	72.49	15:10:46.368
2 -	1:58.808	1.618	75.36	15:12:45.176
3 -	1:58.141	0.951	75.79	15:14:43.317
4 -	1:57.742 (2)	0.552	76.05	15:16:41.059
5 -	1:58.439	1.249	75.60	15:18:39.498
6 -	1:57.745 (3)	0.555	76.04	15:20:37.243
7 -	1:57.190 (1)		76.40	15:22:34.433

P10 37 James SHARPE				
LAP	LAP TIME	DIFF	MPH	TIME OF DAY
1 -	2:02.328	5.076	73.20	15:10:45.179
2 -	1:57.779 (2)	0.527	76.02	15:12:42.958
3 -	1:58.184	0.932	75.76	15:14:41.142
4 -	1:58.567	1.315	75.52	15:16:39.709
5 -	1:58.158 (3)	0.906	75.78	15:18:37.867
6 -	1:59.664	2.412	74.82	15:20:37.531
7 -	1:57.252 (1)		76.36	15:22:34.783

P11 41 Paul BOWLING				
LAP	LAP TIME	DIFF	MPH	TIME OF DAY
1 -	2:00.885	3.308	74.07	15:10:43.736
2 -	1:57.796 (2)	0.219	76.01	15:12:41.532
3 -	1:59.428	1.851	74.97	15:14:40.960
4 -	1:59.688	2.111	74.81	15:16:40.648
5 -	1:59.091 (3)	1.514	75.19	15:18:39.739
6 -	1:59.373	1.796	75.01	15:20:39.112
7 -	1:57.577 (1)		76.15	15:22:36.689

P12 100 Sacha GYTE				
LAP	LAP TIME	DIFF	MPH	TIME OF DAY
1 -	2:09.215	10.806	69.29	15:10:52.066
2 -	2:00.417	2.008	74.36	15:12:52.483
3 -	2:00.754	2.345	74.15	15:14:53.237
4 -	1:59.805 (3)	1.396	74.74	15:16:53.042
5 -	1:58.409 (1)		75.62	15:18:51.451
6 -	1:59.559 (2)	1.150	74.89	15:20:51.010

Donington Park GP

Circuit Length = 2.4873 miles

Start: 15:08 Flag 15:21 End: 15:23

Weather / Track : Cloudy / Dry

BMCRC-MRO Championships 2013 - Donington GP

DFDS Seaways Yamaha Past Masters

RACE 3 - LAP ANALYSIS

DIFF = Difference To Personal Best Lap

7 - 2:00.057 1.648 74.58 15:22:51.067

P13 68 Kevin MARSHALL				
LAP	LAP TIME	DIFF	MPH	TIME OF DAY
1 -	2:05.577	6.347	71.30	15:10:48.428
2 -	2:02.359	3.129	73.18	15:12:50.787
3 -	2:02.163	2.933	73.29	15:14:52.950
4 -	2:01.061	1.831	73.96	15:16:54.011
5 -	1:59.230 (1)		75.10	15:18:53.241
6 -	1:59.482 (2)	0.252	74.94	15:20:52.723
7 -	2:00.262 (3)	1.032	74.45	15:22:52.985

P14 4 Trevor SHARPE				
LAP	LAP TIME	DIFF	MPH	TIME OF DAY
1 -	2:06.268	6.811	70.91	15:10:49.119
2 -	2:01.195	1.738	73.88	15:12:50.314
3 -	2:02.250	2.793	73.24	15:14:52.564
4 -	2:01.054	1.597	73.97	15:16:53.618
5 -	2:00.764 (2)	1.307	74.14	15:18:54.382
6 -	2:00.897 (3)	1.440	74.06	15:20:55.279
7 -	1:59.457 (1)		74.95	15:22:54.736

P15 74 Paul WHITBY				
LAP	LAP TIME	DIFF	MPH	TIME OF DAY
1 -	2:10.867	5.837	68.42	15:10:53.718
2 -	2:07.139	2.109	70.43	15:13:00.857
3 -	2:07.559	2.529	70.19	15:15:08.416
4 -	2:05.030 (1)		71.61	15:17:13.446
5 -	2:06.125 (3)	1.095	70.99	15:19:19.571
6 -	2:05.640 (2)	0.610	71.27	15:21:25.211
7 -	2:08.101	3.071	69.90	15:23:33.312

P16 130 Paul DAVIES				
LAP	LAP TIME	DIFF	MPH	TIME OF DAY
1 -	2:14.828	4.530	66.41	15:10:57.679
2 -	2:10.556 (3)	0.258	68.58	15:13:08.235
3 -	2:11.577	1.279	68.05	15:15:19.812
4 -	2:11.255	0.957	68.22	15:17:31.067
5 -	2:10.554 (2)	0.256	68.58	15:19:41.621
6 -	2:10.298 (1)		68.72	15:21:51.919

P17 90 Mark ELLERAY				
LAP	LAP TIME	DIFF	MPH	TIME OF DAY
1 -	2:18.748	6.080	64.53	15:11:01.599
2 -	2:14.009 (3)	1.341	66.81	15:13:15.608
3 -	2:12.668 (1)		67.49	15:15:28.276
4 -	2:15.065	2.397	66.29	15:17:43.341
5 -	2:13.906 (2)	1.238	66.87	15:19:57.247
6 -	2:14.774	2.106	66.44	15:22:12.021

P18 45 Peter MOORE				
LAP	LAP TIME	DIFF	MPH	TIME OF DAY
1 -	1:54.191	4.104	78.41	15:10:37.042
2 -	1:50.976 (3)	0.889	80.68	15:12:28.018
3 -	1:51.146	1.059	80.56	15:14:19.164
4 -	1:50.253 (2)	0.166	81.21	15:16:09.417
5 -	1:50.087 (1)		81.33	15:17:59.504

DIFF = Difference To Personal Best Lap

P19 69 Richard SAWYER				
LAP	LAP TIME	DIFF	MPH	TIME OF DAY
1 -	1:57.778 (2)	5.681	76.02	15:10:40.629
2 -	1:52.097 (1)		79.88	15:12:32.726
3 -	1:56.146 P	4.049	77.09	15:14:28.872

Weather / Track : Cloudy / Dry

BMCRC-MRO Championships 2013 - Donington GP
DFDS Seaways Yamaha Past Masters
RACE 2 - GRID

ROW 5		19	69 Richard SAWYER	18	45 Peter MOORE	17	90 Mark ELLERAY		
ROW 4	16	130 Paul DAVIES	15	74 Paul WHITBY	14	4 Trevor SHARPE	13	68 Kevin MARSHALL	
ROW 3		12	100 Sacha GYTE	11	41 Paul BOWLING	10	37 James SHARPE	9	55 Paul TOLAND
ROW 2	8	38 Michael WAKE	7	101 Andy DAVIES	6	8 Andrew BOWN	5	14 Doug EDMONDSON	
ROW 1		4	1 Graham HIGLETT	3	25 Ben MILES	2	6 Matt BARBER	1	98 Dean STIMPSON
								Pole	

Donington Park GP
Circuit Length = 2.4873 miles

These results are provisional until the conclusion of any judicial and technical matters.

Clerk Of Course :		Timekeeper :
-------------------	--	--------------

Results can be found at www.tsl-timing.com

Printed - 15:26 Saturday, 27 July 2013



BMCRC-MRO Championships 2013 - Donington GP

DFDS Seaways Yamaha Past Masters

RACE 2 - CLASSIFICATION

POS	NO	CL	PIC NAME	ENTRY	LAPS	TIME	GAP	DIFF	MPH	BEST	ON
1	98		1 Dean STIMPSON	Yamaha - Newwic Property	8	14:40.019			81.40	1:48.730	2
2	25		2 Ben MILES	Yamaha -	8	14:56.734	16.715	16.715	79.88	1:50.922	8
3	14		3 Doug EDMONDSON	Yamaha -	8	14:57.234	17.215	0.500	79.84	1:50.590	8
4	101		4 Andy DAVIES	Yamaha - Gibson	8	14:58.215	18.196	0.981	79.75	1:50.809	4
5	69	C	1 Richard SAWYER	Yamaha - Rickarl/Graphix Bank/HMT	8	15:02.339	22.320	4.124	79.38	1:51.118	7
6	6	R	1 Matt BARBER	Yamaha - Wave Developments	8	15:02.457	22.438	0.118	79.37	1:50.698	6
7	8		5 Andrew BOWN	Yamaha -	8	15:10.523	30.504	8.066	78.67	1:52.516	5
8	55	C	2 Paul TOLAND	Yamaha - GP Racing	8	15:47.951	1:07.932	37.428	75.56	1:57.184	7
9	38	C	3 Michael WAKE	Yamaha - Laosrider	8	15:50.330	1:10.311	2.379	75.37	1:55.605	4
10	68	C	4 Kevin MARSHALL	Yamaha -	8	16:01.986	1:21.967	11.656	74.46	1:57.711	8
11	41	C	5 Paul BOWLING	Yamaha -	8	16:02.499	1:22.480	0.513	74.42	1:56.833	8
12	74	C	6 Paul WHITBY	Yamaha -	8	16:08.578	1:28.559	6.079	73.95	1:59.041	7
13	100	R	2 Sacha GYTE	Yamaha - Yambits	8	16:08.754	1:28.735	0.176	73.94	1:58.508	5
14	4	C	7 Trevor SHARPE	Yamaha - Barnack Group	8	16:09.063	1:29.044	0.309	73.92	1:58.310	7
15	45	R	3 Peter MOORE	Yamaha - Curphs Cuttings	8	16:31.919	1:51.900	22.856	72.21	1:59.518	1
16	90	C	8 Mark ELLERAY	Yamaha - Abbot Solutions	7	15:28.933	1 Lap	1 Lap	67.47	2:10.921	5
17	130	C	9 Paul DAVIES	Yamaha - KDS	6	15:43.920	2 Laps	1 Lap	56.91	2:07.628	2

NOT CLASSIFIED

DNF	1		Graham HIGLETT	Yamaha - Face to Face Finance	6	11:19.004	2 Laps		79.12	1:51.248	6
DNF	37	C	James SHARPE	Yamaha - Barnack Group	0						

FASTEST LAP

98			Dean STIMPSON	Yamaha - Newwic Property	2	1:48.730		82.35 mph		132.53 kph	
6	R		Matt BARBER	Yamaha - Wave Developments	6	1:50.698		80.89 mph		130.18 kph	
69	C		Richard SAWYER	Yamaha - Rickarl/Graphix Bank/HMT	7	1:51.118		80.58 mph		129.68 kph	

Weather / Track : Cloudy / Dry

These results are provisional until the conclusion of any judicial and technical matters.

Donington Park GP

Circuit Length = 2.4873 miles

Start: 10:26 Flag 10:40 End: 10:42

Clerk Of Course :	Timekeeper :
-------------------	--------------

Results can be found at www.tsl-timing.com

Printed - 10:42 Sunday, 28 July 2013



BMCRC-MRO Championships 2013 - Donington GP

MRO Minitwins inc Juniors & Rookies

RACE 1 - LAP CHART

LAP 1		
NO	BEHIND	LAP TIME

15		1:49.870
87	0.190	1:50.060
88	0.424	1:50.294
41	0.669	1:50.539
82	0.928	1:50.798
95	1.288	1:51.158
112	1.570	1:51.440
40	2.336	1:52.206
22	2.988	1:52.858
121	4.177	1:54.047
19	5.137	1:55.007
8	5.825	1:55.695
30	5.886	1:55.756
52	6.717	1:56.587
71	7.465	1:57.335
81	7.482	1:57.352
98	8.189	1:58.059
62	8.290	1:58.160
75	8.933	1:58.803
45	9.452	1:59.322
5	10.118	1:59.988
27	10.224	2:00.094
122	10.544	2:00.414
92	11.047	2:00.917
51	11.750	2:01.620
28	12.450	2:02.320
43	13.021	2:02.891
3	13.787	2:03.657
73	14.453	2:04.323
20	15.982	2:05.852
169	16.194	2:06.064
39	17.612	2:07.482
23	28.270	2:18.140
83	29.214	2:19.084

LAP 2		
NO	BEHIND	LAP TIME

15		1:45.624
88	0.244	1:45.444
87	0.508	1:45.942
82	1.103	1:45.799
41	1.359	1:46.314
112	1.533	1:45.587
95	2.091	1:46.427
40	4.548	1:47.836
22	4.597	1:47.233
121	8.147	1:49.594
19	8.688	1:49.175
30	10.192	1:49.930
8	11.253	1:51.052
52	11.485	1:50.392
81	12.217	1:50.359
98	12.425	1:49.860
71	12.776	1:50.935
62	13.640	1:50.974
5	14.631	1:50.137
75	15.276	1:51.967
45	15.848	1:52.020
122	16.813	1:51.893
27	17.311	1:52.711
92	18.387	1:52.964
51	20.760	1:54.634

28	20.950	1:54.124
43	22.031	1:54.634
3	23.094	1:54.931
73	24.217	1:55.388
20	25.467	1:55.109
169	26.099	1:55.529
39	32.118	2:00.130
23	56.971	2:14.325
83	57.089	2:13.499

LAP 3		
NO	BEHIND	LAP TIME

15		1:45.327
88	0.516	1:45.599
41	1.075	1:45.043
112	1.519	1:45.313
87	1.759	1:46.578
82	2.110	1:46.334
95	2.689	1:45.925
22	5.674	1:46.404
40	7.385	1:48.164
19	12.700	1:49.339
121	12.818	1:49.998
30	13.777	1:48.912
8	15.818	1:49.892
98	16.065	1:48.967
71	16.713	1:49.264
52	16.922	1:50.764
81	17.873	1:50.983
62	18.036	1:49.723
5	18.971	1:49.667
122	20.852	1:49.366
75	21.069	1:51.120
45	22.138	1:51.617
27	24.481	1:52.497
92	24.890	1:51.830
51	29.812	1:54.379
28	30.554	1:54.931
3	31.026	1:53.259
43	32.059	1:55.355
73	32.807	1:53.917
20	34.383	1:54.243
169	34.794	1:54.022
39	46.365	1:59.574
23	1:23.081	2:11.437
83	1:23.799	2:12.037

LAP 4		
NO	BEHIND	LAP TIME

15		1:44.678
88	0.475	1:44.637
41	0.753	1:44.356
112	1.666	1:44.825
87	2.409	1:45.328
95	3.506	1:45.495
82	3.882	1:46.450
22	7.592	1:46.596
40	10.491	1:47.784
19	17.195	1:49.173
121	17.216	1:49.076
30	17.603	1:48.504
98	20.307	1:48.920
8	20.331	1:49.191
71	21.277	1:49.242

81	21.543	1:48.348
52	22.019	1:49.775
62	22.509	1:49.151
5	23.639	1:49.346
122	25.474	1:49.300
75	26.596	1:50.205
45	28.842	1:51.382
27	32.109	1:52.306
92	32.256	1:52.044
51	38.808	1:53.674
28	39.525	1:53.649
3	39.645	1:53.297
43	41.263	1:53.882
73	42.855	1:54.726
20	43.683	1:53.978
169	45.386	1:55.270
39	1:01.518	1:59.831

LAP 5		
NO	BEHIND	LAP TIME

88		1:44.658
15	0.675	1:45.808
41	1.181	1:45.561
112	2.046	1:45.513
87	2.577	1:45.301
83	1 Lap	2:10.527
23	1 Lap	2:11.367
95	4.882	1:46.509
82	5.686	1:46.937
22	9.020	1:46.561
40	13.650	1:48.292
19	20.893	1:48.831
30	21.687	1:49.217
121	22.222	1:50.139
98	23.726	1:48.552
8	24.527	1:49.329
71	26.245	1:50.101
62	26.692	1:49.316
52	27.010	1:50.124
5	27.968	1:49.462
122	28.688	1:48.347
81	31.604	1:55.194
45	36.945	1:53.236
27	38.866	1:51.890
92	38.930	1:51.807
51	47.259	1:53.584
3	47.787	1:53.275
28	48.402	1:54.010
43	49.832	1:53.702
73	51.086	1:53.364
20	55.267	1:56.717
169	56.025	1:55.772
39	1:15.601	1:59.216

LAP 6		
NO	BEHIND	LAP TIME

15		1:44.221
41	0.262	1:43.977
88	0.385	1:45.281
112	2.957	1:45.807
87	3.331	1:45.650
95	5.901	1:45.915
82	8.265	1:47.475
22	10.919	1:46.795

40	18.017	1:49.263
83	1 Lap	2:07.201
23	1 Lap	2:07.970
19	27.872	1:51.875
8	28.019	1:48.388
98	28.079	1:49.249
30	28.143	1:51.352
121	28.441	1:51.115
62	29.819	1:48.023
71	30.777	1:49.428
5	31.710	1:48.638
52	32.132	1:50.018
122	32.405	1:48.613
81	36.790	1:50.082
45	43.730	1:51.681
92	44.960	1:50.926
27	45.107	1:51.137
51	55.423	1:53.060
3	55.574	1:52.683
28	56.100	1:52.594
43	57.786	1:52.850
73	58.400	1:52.210
169	1:04.671	1:53.542
20	1:05.937	1:55.566
39	1:29.220	1:58.515

LAP 7		
NO	BEHIND	LAP TIME

41		1:43.805
15	0.570	1:44.637
88	0.771	1:44.453
112	4.688	1:45.798
87	5.176	1:45.912
95	7.508	1:45.674
82	11.443	1:47.245
22	12.634	1:45.782
40	21.252	1:47.302
8	32.321	1:48.369
19	32.577	1:48.772
30	32.766	1:48.690
98	33.109	1:49.097
121	33.671	1:49.297
62	35.800	1:50.048
71	36.637	1:49.927
5	36.964	1:49.321
122	37.264	1:48.926
52	37.898	1:49.833
81	43.235	1:50.512
92	51.788	1:50.895
27	52.142	1:51.102
45	52.360	1:52.697
83	1 Lap	2:11.048
23	1 Lap	2:10.176
51	1:04.588	1:53.232
3	1:05.188	1:53.681
28	1:05.812	1:53.779
43	1:05.833	1:52.114
73	1:07.012	1:52.679
169	1:15.556	1:54.952
20	1:16.888	1:55.018
39	1:42.894	1:57.741

LAP 8		
NO	BEHIND	LAP TIME

41		1:43.608
88	0.334	1:43.171
15	0.405	1:43.443
112	7.403	1:46.323
87	7.857	1:46.289
95	9.851	1:45.951
22	13.697	1:44.671
82	16.278	1:48.443
40	25.320	1:47.676
8	36.845	1:48.132
98	37.246	1:47.745
19	37.991	1:49.022
121	38.066	1:48.003
30	38.705	1:49.547
71	41.868	1:48.839
62	42.378	1:50.186
52	42.845	1:48.555
5	43.446	1:50.090
122	43.458	1:49.802
81	51.251	1:51.624
27	59.549	1:51.015
45	1:00.197	1:51.445
3	1:13.795	1:52.215
23	1 Lap	2:03.676
51	1:14.984	1:54.004
83	1 Lap	2:04.798
43	1:15.737	1:53.512
73	1:15.806	1:52.402
28	1:25.010	2:02.806
169	1:27.262	1:55.314
20	1:27.647	1:54.367
39	2:20.026	2:20.740

Weather / Track : Cloudy / Dry

Donington Park GP

Circuit Length = 2.4873 miles

Start: 10:04 Flag 10:18 End: 10:20

BMCR-CMRO Championships 2013 - Donington GP

DFDS Seaways Yamaha Past Masters

RACE 2 - LAP ANALYSIS

DIFF = Difference To Personal Best Lap

P1 98 Dean STIMPSON				
LAP	LAP TIME	DIFF	MPH	TIME OF DAY
1 -	1:52.788	4.058	79.39	10:27:54.552
2 -	1:48.730 (1)		82.35	10:29:43.282
3 -	1:48.818 (2)	0.088	82.28	10:31:32.100
4 -	1:50.452	1.722	81.07	10:33:22.552
5 -	1:49.918	1.188	81.46	10:35:12.470
6 -	1:49.808	1.078	81.54	10:37:02.278
7 -	1:49.218 (3)	0.488	81.98	10:38:51.496
8 -	1:50.287	1.557	81.19	10:40:41.783

P2 25 Ben MILES				
LAP	LAP TIME	DIFF	MPH	TIME OF DAY
1 -	1:55.293	4.371	77.66	10:27:57.057
2 -	1:51.311 (2)	0.389	80.44	10:29:48.368
3 -	1:51.653	0.731	80.19	10:31:40.021
4 -	1:52.300	1.378	79.73	10:33:32.321
5 -	1:51.530 (3)	0.608	80.28	10:35:23.851
6 -	1:51.868	0.946	80.04	10:37:15.719
7 -	1:51.857	0.935	80.05	10:39:07.576
8 -	1:50.922 (1)		80.72	10:40:58.498

P3 14 Doug EDMONDSON				
LAP	LAP TIME	DIFF	MPH	TIME OF DAY
1 -	1:58.080	7.490	75.83	10:27:59.844
2 -	1:52.273	1.683	79.75	10:29:52.117
3 -	1:51.499	0.909	80.30	10:31:43.616
4 -	1:51.679	1.089	80.18	10:33:35.295
5 -	1:51.302	0.712	80.45	10:35:26.597
6 -	1:50.798 (2)	0.208	80.81	10:37:17.395
7 -	1:51.013 (3)	0.423	80.66	10:39:08.408
8 -	1:50.590 (1)		80.96	10:40:58.998

P4 101 Andy DAVIES				
LAP	LAP TIME	DIFF	MPH	TIME OF DAY
1 -	1:56.060	5.251	77.15	10:27:57.824
2 -	1:52.083	1.274	79.89	10:29:49.907
3 -	1:51.219 (2)	0.410	80.51	10:31:41.126
4 -	1:50.809 (1)		80.80	10:33:31.935
5 -	1:51.490 (3)	0.681	80.31	10:35:23.425
6 -	1:52.240	1.431	79.77	10:37:15.665
7 -	1:52.580	1.771	79.53	10:39:08.245
8 -	1:51.734	0.925	80.14	10:40:59.979

P5 69 Richard SAWYER				
LAP	LAP TIME	DIFF	MPH	TIME OF DAY
1 -	1:59.637	8.519	74.84	10:28:01.401
2 -	1:52.306	1.188	79.73	10:29:53.707
3 -	1:52.356	1.238	79.69	10:31:46.063
4 -	1:52.154	1.036	79.84	10:33:38.217
5 -	1:51.549 (3)	0.431	80.27	10:35:29.766
6 -	1:51.231 (2)	0.113	80.50	10:37:20.997
7 -	1:51.118 (1)		80.58	10:39:12.115
8 -	1:51.988	0.870	79.95	10:41:04.103

P6 6 Matt BARBER				
LAP	LAP TIME	DIFF	MPH	TIME OF DAY
1 -	1:56.840	6.142	76.63	10:27:58.604
2 -	1:53.809	3.111	78.67	10:29:52.413

DIFF = Difference To Personal Best Lap

3 -	1:53.110	2.412	79.16	10:31:45.523
4 -	1:52.061	1.363	79.90	10:33:37.584
5 -	1:52.939	2.241	79.28	10:35:30.523
6 -	1:50.698 (1)		80.89	10:37:21.221
7 -	1:51.328 (2)	0.630	80.43	10:39:12.549
8 -	1:51.672 (3)	0.974	80.18	10:41:04.221

P7 8 Andrew BOWN				
LAP	LAP TIME	DIFF	MPH	TIME OF DAY
1 -	1:57.959	5.443	75.91	10:27:59.723
2 -	1:53.246	0.730	79.07	10:29:52.969
3 -	1:52.563 (2)	0.047	79.55	10:31:45.532
4 -	1:53.431	0.915	78.94	10:33:38.963
5 -	1:52.516 (1)		79.58	10:35:31.479
6 -	1:53.106 (3)	0.590	79.16	10:37:24.585
7 -	1:53.434	0.918	78.93	10:39:18.019
8 -	1:54.268	1.752	78.36	10:41:12.287

P8 55 Paul TOLAND				
LAP	LAP TIME	DIFF	MPH	TIME OF DAY
1 -	2:03.470	6.286	72.52	10:28:05.234
2 -	1:58.343	1.159	75.66	10:30:03.577
3 -	1:58.547	1.363	75.53	10:32:02.124
4 -	1:57.576 (3)	0.392	76.15	10:33:59.700
5 -	1:57.646	0.462	76.11	10:35:57.346
6 -	1:57.216 (2)	0.032	76.39	10:37:54.562
7 -	1:57.184 (1)		76.41	10:39:51.746
8 -	1:57.969	0.785	75.90	10:41:49.715

P9 38 Michael WAKE				
LAP	LAP TIME	DIFF	MPH	TIME OF DAY
1 -	2:01.535	5.930	73.67	10:28:03.299
2 -	1:57.086	1.481	76.47	10:30:00.385
3 -	1:56.371	0.766	76.94	10:31:56.756
4 -	1:55.605 (1)		77.45	10:33:52.361
5 -	1:57.058	1.453	76.49	10:35:49.419
6 -	1:55.678 (2)	0.073	77.40	10:37:45.097
7 -	1:55.964 (3)	0.359	77.21	10:39:41.061
8 -	2:11.033	15.428	68.33	10:41:52.094

P10 68 Kevin MARSHALL				
LAP	LAP TIME	DIFF	MPH	TIME OF DAY
1 -	2:06.888	9.177	70.56	10:28:08.652
2 -	1:59.939	2.228	74.65	10:30:08.591
3 -	2:00.402	2.691	74.37	10:32:08.993
4 -	2:00.854	3.143	74.09	10:34:09.847
5 -	1:58.480 (3)	0.769	75.57	10:36:08.327
6 -	1:58.419 (2)	0.708	75.61	10:38:06.746
7 -	1:59.293	1.582	75.06	10:40:06.039
8 -	1:57.711 (1)		76.07	10:42:03.750

P11 41 Paul BOWLING				
LAP	LAP TIME	DIFF	MPH	TIME OF DAY
1 -	2:04.399	7.566	71.98	10:28:06.163
2 -	1:58.245 (2)	1.412	75.72	10:30:04.408
3 -	1:59.578 (3)	2.745	74.88	10:32:03.986
4 -	2:00.498	3.665	74.31	10:34:04.484
5 -	2:00.580	3.747	74.26	10:36:05.064
6 -	2:00.729	3.896	74.16	10:38:05.793
7 -	2:01.637	4.804	73.61	10:40:07.430

Donington Park GP

Circuit Length = 2.4873 miles

Start: 10:26 Flag 10:40 End: 10:42

Weather / Track : Cloudy / Dry

BMCRC-MRO Championships 2013 - Donington GP

DFDS Seaways Yamaha Past Masters

RACE 2 - LAP ANALYSIS

DIFF = Difference To Personal Best Lap

8 - 1:56.833 (1) 76.64 10:42:04.263

P12 74 Paul WHITBY

LAP	LAP TIME	DIFF	MPH	TIME OF DAY
1 -	2:07.143	8.102	70.42	10:28:08.907
2 -	2:01.991	2.950	73.40	10:30:10.898
3 -	2:01.246	2.205	73.85	10:32:12.144
4 -	1:59.735	0.694	74.78	10:34:11.879
5 -	2:00.809	1.768	74.12	10:36:12.688
6 -	1:59.441 (3)	0.400	74.96	10:38:12.129
7 -	1:59.041 (1)		75.22	10:40:11.170
8 -	1:59.172 (2)	0.131	75.13	10:42:10.342

P13 100 Sacha GYTE

LAP	LAP TIME	DIFF	MPH	TIME OF DAY
1 -	2:07.950	9.442	69.98	10:28:09.714
2 -	2:00.456	1.948	74.33	10:30:10.170
3 -	1:59.701 (3)	1.193	74.80	10:32:09.871
4 -	1:59.573 (2)	1.065	74.88	10:34:09.444
5 -	1:58.508 (1)		75.55	10:36:07.952
6 -	2:00.315	1.807	74.42	10:38:08.267
7 -	2:00.613	2.105	74.24	10:40:08.880
8 -	2:01.638	3.130	73.61	10:42:10.518

P14 4 Trevor SHARPE

LAP	LAP TIME	DIFF	MPH	TIME OF DAY
1 -	2:09.154	10.844	69.33	10:28:10.918
2 -	2:00.727	2.417	74.17	10:30:11.645
3 -	2:00.504	2.194	74.30	10:32:12.149
4 -	2:01.052	2.742	73.97	10:34:13.201
5 -	2:00.201	1.891	74.49	10:36:13.402
6 -	1:59.820 (3)	1.510	74.73	10:38:13.222
7 -	1:58.310 (1)		75.68	10:40:11.532
8 -	1:59.295 (2)	0.985	75.06	10:42:10.827

P15 45 Peter MOORE

LAP	LAP TIME	DIFF	MPH	TIME OF DAY
1 -	1:59.518 (1)		74.92	10:28:01.282
2 -	2:00.259 (2)	0.740	74.45	10:30:01.541
3 -	2:04.442 (3)	4.923	71.95	10:32:05.983
4 -	2:04.790	5.271	71.75	10:34:10.773
5 -	2:05.666	6.147	71.25	10:36:16.439
6 -	2:04.598	5.079	71.86	10:38:21.037
7 -	2:05.175	5.656	71.53	10:40:26.212
8 -	2:07.471	7.952	70.24	10:42:33.683

P16 90 Mark ELLERAY

LAP	LAP TIME	DIFF	MPH	TIME OF DAY
1 -	2:17.721	6.800	65.01	10:28:19.485
2 -	2:11.381 (3)	0.460	68.15	10:30:30.866
3 -	2:13.317	2.396	67.16	10:32:44.183
4 -	2:11.406	0.485	68.14	10:34:55.589
5 -	2:10.921 (1)		68.39	10:37:06.510
6 -	2:12.858	1.937	67.39	10:39:19.368
7 -	2:11.329 (2)	0.408	68.18	10:41:30.697

P17 130 Paul DAVIES

LAP	LAP TIME	DIFF	MPH	TIME OF DAY
1 -	2:15.001	7.373	66.32	10:28:16.765

DIFF = Difference To Personal Best Lap

2 - 2:07.628 (1) 70.16 10:30:24.393
3 - 2:08.575 (3) 0.947 69.64 10:32:32.968
4 - 2:08.406 (2) 0.778 69.73 10:34:41.374
5 - 2:08.804 1.176 69.52 10:36:50.178
6 - 4:55.506 2:47.878 30.30 10:41:45.684

P18 1 Graham HIGLETT

LAP	LAP TIME	DIFF	MPH	TIME OF DAY
1 -	1:58.197	6.949	75.75	10:27:59.961
2 -	1:53.183	1.935	79.11	10:29:53.144
3 -	1:52.633	1.385	79.50	10:31:45.777
4 -	1:52.025 (3)	0.777	79.93	10:33:37.802
5 -	1:51.718 (2)	0.470	80.15	10:35:29.520
6 -	1:51.248 (1)		80.49	10:37:20.768

Weather / Track : Cloudy / Dry

Donington Park GP

Circuit Length = 2.4873 miles

Start: 10:26 Flag 10:40 End: 10:42

BMCRC-MRO Championships 2013 - Donington GP
DFDS Seaways Yamaha Past Masters
RACE 13 - GRID

ROW 5		19	37 James SHARPE	18	1 Graham HIGLETT	17	130 Paul DAVIES		
ROW 4	16	90 Mark ELLERAY	15	45 Peter MOORE	14	4 Trevor SHARPE	13	100 Sacha GYTE	
ROW 3		12	74 Paul WHITBY	11	41 Paul BOWLING	10	68 Kevin MARSHALL	9	38 Michael WAKE
ROW 2	8	55 Paul TOLAND	7	8 Andrew BOWN	6	6 Matt BARBER	5	69 Richard SAWYER	
ROW 1		4	101 Andy DAVIES	3	14 Doug EDMONDSON	2	25 Ben MILES	1	98 Dean STIMPSON
								Pole	

Donington Park GP
Circuit Length = 2.4873 miles

These results are provisional until the conclusion of any judicial and technical matters.

Clerk Of Course :		Timekeeper :
-------------------	--	--------------

Results can be found at www.tsl-timing.com

Printed - 10:55 Sunday, 28 July 2013



BMCRC-MRO Championships 2013 - Donington GP

DFDS Seaways Yamaha Past Masters

RACE 13 - CLASSIFICATION

POS	NO	CL	PIC NAME	ENTRY	LAPS	TIME	GAP	DIFF	MPH	BEST	ON
1	98		1 Dean STIMPSON	Yamaha - Newvic Property	8	14:42.952			81.13	1:49.280	3
2	14		2 Doug EDMONDSON	Yamaha -	8	14:52.435	9.483	9.483	80.26	1:50.384	2
3	6	R	1 Matt BARBER	Yamaha - Wave Developments	8	15:04.250	21.298	11.815	79.22	1:51.632	5
4	101		3 Andy DAVIES	Yamaha - Gibson	8	15:04.757	21.805	0.507	79.17	1:51.715	7
5	69	C	1 Richard SAWYER	Yamaha - Rickarl/Graphix Bank/HMT	8	15:05.280	22.328	0.523	79.13	1:51.826	7
6	1		4 Graham HIGLETT	Yamaha - Face to Face Finance	8	15:27.514	44.562	22.234	77.23	1:54.312	3
7	38	C	2 Michael WAKE	Yamaha - Laosrider	8	15:27.865	44.913	0.351	77.20	1:54.515	8
8	68	C	3 Kevin MARSHALL	Yamaha -	8	15:53.268	1:10.316	25.403	75.14	1:57.370	6
9	37	C	4 James SHARPE	Yamaha - Barnack Group	8	15:54.397	1:11.445	1.129	75.05	1:56.921	8
10	41	C	5 Paul BOWLING	Yamaha -	8	15:55.213	1:12.261	0.816	74.99	1:57.969	6
11	74	C	6 Paul WHITBY	Yamaha -	8	16:04.799	1:21.847	9.586	74.24	1:59.404	6
12	4	C	7 Trevor SHARPE	Yamaha - Barnack Group	8	16:31.083	1:48.131	26.284	72.28	2:01.478	3
13	45	R	2 Peter MOORE	Yamaha - Curphs Cuttings	8	16:50.776	2:07.824	19.693	70.87	2:00.317	2
14	90	C	8 Mark ELLERAY	Yamaha - Abbot Solutions	7	15:27.050	1 Lap	1 Lap	67.61	2:09.971	2

NOT CLASSIFIED

DNF	25		Ben MILES	Yamaha -	7	13:03.162	1 Lap		80.03	1:50.168	7
DNF	130	C	Paul DAVIES	Yamaha - KDS	6	16:43.420	2 Laps	1 Lap	53.54	2:06.518	5
DNF	100	R	Sacha GYTE	Yamaha - Yambits	4	8:04.842	4 Laps	2 Laps	73.87	1:58.079	4
DNF	55	C	Paul TOLAND	Yamaha - GP Racing	1	2:30.862	7 Laps	3 Laps	59.35		

FASTEST LAP

98			Dean STIMPSON	Yamaha - Newvic Property	3	1:49.280			81.94 mph	131.87 kph	
6	R		Matt BARBER	Yamaha - Wave Developments	5	1:51.632			80.21 mph	129.09 kph	
69	C		Richard SAWYER	Yamaha - Rickarl/Graphix Bank/HMT	7	1:51.826			80.07 mph	128.86 kph	

Weather / Track : Cloudy / Dry

These results are provisional until the conclusion of any judicial and technical matters.

Donington Park GP

Circuit Length = 2.4873 miles

Start: 15:02 Flag 15:16 End: 15:19

Clerk Of Course :	Timekeeper :
-------------------	--------------

Results can be found at www.tsl-timing.com

Printed - 15:20 Sunday, 28 July 2013



BMCRG-MRO Championships 2013 - Donington GP

DFDS Seaways Yamaha Past Masters

RACE 13 - LAP CHART

LAP 1		
NO	BEHIND	LAP TIME

98		1:53.841
14	1.650	1:55.491
25	2.309	1:56.150
69	3.698	1:57.539
101	3.712	1:57.553
6	3.814	1:57.655
45	8.237	2:02.078
41	8.264	2:02.105
38	8.658	2:02.499
1	9.681	2:03.522
68	10.708	2:04.549
74	12.212	2:06.053
37	12.375	2:06.216
100	14.422	2:08.263
4	17.835	2:11.676
130	21.058	2:14.899
90	21.532	2:15.373
55	37.021	2:30.862 P

LAP 2		
NO	BEHIND	LAP TIME

98		1:49.683
14	2.351	1:50.384
25	4.487	1:51.861
69	6.578	1:52.563
6	6.867	1:52.736
101	8.316	1:54.287
38	14.570	1:55.595
1	16.433	1:56.435
41	17.694	1:59.113
45	18.871	2:00.317
37	20.918	1:58.226
68	21.556	2:00.531
74	22.065	1:59.536
100	23.805	1:59.066
4	30.465	2:02.313
130	39.507	2:08.132
90	41.820	2:09.971

LAP 3		
NO	BEHIND	LAP TIME

98		1:49.280
14	3.612	1:50.541
25	6.892	1:51.685
101	11.147	1:52.111
6	11.293	1:53.706
69	11.559	1:54.261
38	19.859	1:54.569
1	21.465	1:54.312
41	27.635	1:59.221
68	32.121	1:59.845
37	32.369	2:00.731
74	33.413	2:00.628
100	33.959	1:59.434
45	36.992	2:07.401
4	42.663	2:01.478
130	58.547	2:08.320
90	1:04.459	2:11.919

LAP 4		
NO	BEHIND	LAP TIME

98		1:50.091
14	4.670	1:51.149
25	8.656	1:51.855
6	13.239	1:52.037
101	13.421	1:52.365
69	13.578	1:52.110
38	25.751	1:55.983
1	26.124	1:54.750
41	37.576	2:00.032
68	39.761	1:57.731
37	40.372	1:58.094
100	41.947	1:58.079
74	42.986	1:59.664
45	53.919	2:07.018
4	54.893	2:02.321
130	1:16.512	2:08.056
90	1:26.820	2:12.452

LAP 5		
NO	BEHIND	LAP TIME

98		1:49.839
14	6.040	1:51.209
25	10.062	1:51.245
6	15.032	1:51.632
69	15.675	1:51.936
101	15.914	1:52.332
1	30.711	1:54.426
38	31.288	1:55.376
68	47.791	1:57.869
41	48.407	2:00.670
37	48.994	1:58.461
74	53.340	2:00.193
4	1:08.929	2:03.875
45	1:10.274	2:06.194
130	1:33.191	2:06.518
90	1:49.490	2:12.509

LAP 6		
NO	BEHIND	LAP TIME

98		1:49.792
14	7.900	1:51.652
25	10.468	1:50.198
6	17.301	1:52.061
101	18.390	1:52.268
69	18.683	1:52.800
1	35.404	1:54.485
38	36.181	1:54.685
68	55.369	1:57.370
37	56.218	1:57.016
41	56.584	1:57.969
74	1:02.952	1:59.404
4	1:23.069	2:03.932
45	1:26.487	2:06.005

LAP 7		
NO	BEHIND	LAP TIME

98		1:50.487
14	8.561	1:51.148
25	10.149	1:50.168
6	18.755	1:51.941

101	19.618	1:51.715
69	20.022	1:51.826
90	1 Lap	2:12.615
1	39.860	1:54.943
38	40.337	1:54.643
68	1:02.551	1:57.669
41	1:04.071	1:57.974
37	1:04.463	1:58.732
74	1:11.910	1:59.445
4	1:34.951	2:02.369
45	1:44.527	2:08.527

LAP 8		
NO	BEHIND	LAP TIME

98		1:49.939
14	9.483	1:50.861
6	21.298	1:52.482
101	21.805	1:52.126
69	22.328	1:52.245
90	1 Lap	2:12.211
1	44.562	1:54.641
38	44.913	1:54.515
68	1:10.316	1:57.704
37	1:11.445	1:56.921
41	1:12.261	1:58.129
74	1:21.847	1:59.876
4	1:48.131	2:03.119
130	2 Laps	5:57.495 P
45	2:07.824	2:13.236

Weather / Track : Cloudy / Dry

Results can be found at www.tsl-timing.com

Donington Park GP
Circuit Length = 2.4873 miles
Start: 15:02 Flag 15:16 End: 15:19

Printed - 15:21 Sunday, 28 July 2013

BMCR-CMRO Championships 2013 - Donington GP

DFDS Seaways Yamaha Past Masters

RACE 13 - LAP ANALYSIS

DIFF = Difference To Personal Best Lap

P1 98 Dean STIMPSON				
LAP	LAP TIME	DIFF	MPH	TIME OF DAY
1 -	1:53.841	4.561	78.65	15:04:07.885
2 -	1:49.683 (2)	0.403	81.63	15:05:57.568
3 -	1:49.280 (1)		81.94	15:07:46.848
4 -	1:50.091	0.811	81.33	15:09:36.939
5 -	1:49.839	0.559	81.52	15:11:26.778
6 -	1:49.792 (3)	0.512	81.55	15:13:16.570
7 -	1:50.487	1.207	81.04	15:15:07.057
8 -	1:49.939	0.659	81.44	15:16:56.996

P2 14 Doug EDMONDSON				
LAP	LAP TIME	DIFF	MPH	TIME OF DAY
1 -	1:55.491	5.107	77.53	15:04:09.535
2 -	1:50.384 (1)		81.12	15:05:59.919
3 -	1:50.541 (2)	0.157	81.00	15:07:50.460
4 -	1:51.149	0.765	80.56	15:09:41.609
5 -	1:51.209	0.825	80.51	15:11:32.818
6 -	1:51.652	1.268	80.19	15:13:24.470
7 -	1:51.148	0.764	80.56	15:15:15.618
8 -	1:50.861 (3)	0.477	80.77	15:17:06.479

P3 6 Matt BARBER				
LAP	LAP TIME	DIFF	MPH	TIME OF DAY
1 -	1:57.655	6.023	76.10	15:04:11.699
2 -	1:52.736	1.104	79.42	15:06:04.435
3 -	1:53.706	2.074	78.75	15:07:58.141
4 -	1:52.037 (3)	0.405	79.92	15:09:50.178
5 -	1:51.632 (1)		80.21	15:11:41.810
6 -	1:52.061	0.429	79.90	15:13:33.871
7 -	1:51.941 (2)	0.309	79.99	15:15:25.812
8 -	1:52.482	0.850	79.60	15:17:18.294

P4 101 Andy DAVIES				
LAP	LAP TIME	DIFF	MPH	TIME OF DAY
1 -	1:57.553	5.838	76.17	15:04:11.597
2 -	1:54.287	2.572	78.35	15:06:05.884
3 -	1:52.111 (2)	0.396	79.87	15:07:57.995
4 -	1:52.365	0.650	79.69	15:09:50.360
5 -	1:52.332	0.617	79.71	15:11:42.692
6 -	1:52.268	0.553	79.75	15:13:34.960
7 -	1:51.715 (1)		80.15	15:15:26.675
8 -	1:52.126 (3)	0.411	79.86	15:17:18.801

P5 69 Richard SAWYER				
LAP	LAP TIME	DIFF	MPH	TIME OF DAY
1 -	1:57.539	5.713	76.18	15:04:11.583
2 -	1:52.563	0.737	79.55	15:06:04.146
3 -	1:54.261	2.435	78.36	15:07:58.407
4 -	1:52.110 (3)	0.284	79.87	15:09:50.517
5 -	1:51.936 (2)	0.110	79.99	15:11:42.453
6 -	1:52.800	0.974	79.38	15:13:35.253
7 -	1:51.826 (1)		80.07	15:15:27.079
8 -	1:52.245	0.419	79.77	15:17:19.324

P6 1 Graham HIGLETT				
LAP	LAP TIME	DIFF	MPH	TIME OF DAY
1 -	2:03.522	9.210	72.49	15:04:17.566
2 -	1:56.435	2.123	76.90	15:06:14.001

DIFF = Difference To Personal Best Lap

3 -	1:54.312 (1)		78.33	15:08:08.313
4 -	1:54.750	0.438	78.03	15:10:03.063
5 -	1:54.426 (2)	0.114	78.25	15:11:57.489
6 -	1:54.485 (3)	0.173	78.21	15:13:51.974
7 -	1:54.943	0.631	77.90	15:15:46.917
8 -	1:54.641	0.329	78.10	15:17:41.558

P7 38 Michael WAKE				
LAP	LAP TIME	DIFF	MPH	TIME OF DAY
1 -	2:02.499	7.984	73.09	15:04:16.543
2 -	1:55.595	1.080	77.46	15:06:12.138
3 -	1:54.569 (2)	0.054	78.15	15:08:06.707
4 -	1:55.983	1.468	77.20	15:10:02.690
5 -	1:55.376	0.861	77.61	15:11:58.066
6 -	1:54.685	0.170	78.07	15:13:52.751
7 -	1:54.643 (3)	0.128	78.10	15:15:47.394
8 -	1:54.515 (1)		78.19	15:17:41.909

P8 68 Kevin MARSHALL				
LAP	LAP TIME	DIFF	MPH	TIME OF DAY
1 -	2:04.549	7.179	71.89	15:04:18.593
2 -	2:00.531	3.161	74.29	15:06:19.124
3 -	1:59.845	2.475	74.71	15:08:18.969
4 -	1:57.731	0.361	76.05	15:10:16.700
5 -	1:57.869	0.499	75.96	15:12:14.569
6 -	1:57.370 (1)		76.29	15:14:11.939
7 -	1:57.669 (2)	0.299	76.09	15:16:09.608
8 -	1:57.704 (3)	0.334	76.07	15:18:07.312

P9 37 James SHARPE				
LAP	LAP TIME	DIFF	MPH	TIME OF DAY
1 -	2:06.216	9.295	70.94	15:04:20.260
2 -	1:58.226	1.305	75.74	15:06:18.486
3 -	2:00.731	3.810	74.16	15:08:19.217
4 -	1:58.094 (3)	1.173	75.82	15:10:17.311
5 -	1:58.461	1.540	75.58	15:12:15.772
6 -	1:57.016 (2)	0.095	76.52	15:14:12.788
7 -	1:58.732	1.811	75.41	15:16:11.520
8 -	1:56.921 (1)		76.58	15:18:08.441

P10 41 Paul BOWLING				
LAP	LAP TIME	DIFF	MPH	TIME OF DAY
1 -	2:02.105	4.136	73.33	15:04:16.149
2 -	1:59.113	1.144	75.17	15:06:15.262
3 -	1:59.221	1.252	75.10	15:08:14.483
4 -	2:00.032	2.063	74.60	15:10:14.515
5 -	2:00.670	2.701	74.20	15:12:15.185
6 -	1:57.969 (1)		75.90	15:14:13.154
7 -	1:57.974 (2)	0.005	75.90	15:16:11.128
8 -	1:58.129 (3)	0.160	75.80	15:18:09.257

P11 74 Paul WHITBY				
LAP	LAP TIME	DIFF	MPH	TIME OF DAY
1 -	2:06.053	6.649	71.03	15:04:20.097
2 -	1:59.536 (3)	0.132	74.91	15:06:19.633
3 -	2:00.628	1.224	74.23	15:08:20.261
4 -	1:59.664	0.260	74.82	15:10:19.925
5 -	2:00.193	0.789	74.50	15:12:20.118
6 -	1:59.404 (1)		74.99	15:14:19.522
7 -	1:59.445 (2)	0.041	74.96	15:16:18.967

Donington Park GP

Circuit Length = 2.4873 miles

Start: 15:02 Flag 15:16 End: 15:19

Weather / Track : Cloudy / Dry

BMCRC-MRO Championships 2013 - Donington GP

DFDS Seaways Yamaha Past Masters

RACE 13 - LAP ANALYSIS

DIFF = Difference To Personal Best Lap

8 - 1:59.876 0.472 74.69 15:18:18.843

P12 4 Trevor SHARPE

LAP	LAP TIME	DIFF	MPH	TIME OF DAY
1 -	2:11.676	10.198	68.00	15:04:25.720
2 -	2:02.313 (2)	0.835	73.20	15:06:28.033
3 -	2:01.478 (1)		73.71	15:08:29.511
4 -	2:02.321 (3)	0.843	73.20	15:10:31.832
5 -	2:03.875	2.397	72.28	15:12:35.707
6 -	2:03.932	2.454	72.25	15:14:39.639
7 -	2:02.369	0.891	73.17	15:16:42.008
8 -	2:03.119	1.641	72.73	15:18:45.127

P13 45 Peter MOORE

LAP	LAP TIME	DIFF	MPH	TIME OF DAY
1 -	2:02.078 (2)	1.761	73.35	15:04:16.122
2 -	2:00.317 (1)		74.42	15:06:16.439
3 -	2:07.401	7.084	70.28	15:08:23.840
4 -	2:07.018	6.701	70.49	15:10:30.858
5 -	2:06.194	5.877	70.95	15:12:37.052
6 -	2:06.005 (3)	5.688	71.06	15:14:43.057
7 -	2:08.527	8.210	69.66	15:16:51.584
8 -	2:13.236	12.919	67.20	15:19:04.820

P14 90 Mark ELLERAY

LAP	LAP TIME	DIFF	MPH	TIME OF DAY
1 -	2:15.373	5.402	66.14	15:04:29.417
2 -	2:09.971 (1)		68.89	15:06:39.388
3 -	2:11.919 (2)	1.948	67.87	15:08:51.307
4 -	2:12.452	2.481	67.60	15:11:03.759
5 -	2:12.509	2.538	67.57	15:13:16.268
6 -	2:12.615	2.644	67.52	15:15:28.883
7 -	2:12.211 (3)	2.240	67.72	15:17:41.094

P15 25 Ben MILES

LAP	LAP TIME	DIFF	MPH	TIME OF DAY
1 -	1:56.150	5.982	77.09	15:04:10.194
2 -	1:51.861	1.693	80.04	15:06:02.055
3 -	1:51.685	1.517	80.17	15:07:53.740
4 -	1:51.855	1.687	80.05	15:09:45.595
5 -	1:51.245 (3)	1.077	80.49	15:11:36.840
6 -	1:50.198 (2)	0.030	81.25	15:13:27.038
7 -	1:50.168 (1)		81.28	15:15:17.206

P16 130 Paul DAVIES

LAP	LAP TIME	DIFF	MPH	TIME OF DAY
1 -	2:14.899	8.381	66.37	15:04:28.943
2 -	2:08.132 (3)	1.614	69.88	15:06:37.075
3 -	2:08.320	1.802	69.78	15:08:45.395
4 -	2:08.056 (2)	1.538	69.92	15:10:53.451
5 -	2:06.518 (1)		70.77	15:12:59.969
6 -	5:57.495 P	3:50.977	25.04	15:18:57.464

P17 100 Sacha GYTE

LAP	LAP TIME	DIFF	MPH	TIME OF DAY
1 -	2:08.263	10.184	69.81	15:04:22.307
2 -	1:59.066 (2)	0.987	75.20	15:06:21.373
3 -	1:59.434 (3)	1.355	74.97	15:08:20.807
4 -	1:58.079 (1)		75.83	15:10:18.886

DIFF = Difference To Personal Best Lap

P18 55 Paul TOLAND

LAP	LAP TIME	DIFF	MPH	TIME OF DAY
1 -	2:30.862 P		59.35	15:04:44.906

Weather / Track : Cloudy / Dry